



US00D408764S

United States Patent [19] Graber

[11] **Patent Number: Des. 408,764**

[45] **Date of Patent: **Apr. 27, 1999**

[54] **BICYCLE RACK**

[75] Inventor: **Thomas L. Graber**, Madison, Wis.

[73] Assignee: **Madrax, Inc.**, Middleton, Wis.

[**] Term: **14 Years**

[21] Appl. No.: **29/093,576**

[22] Filed: **Sep. 14, 1998**

[51] **LOC (6) Cl.** **12-11**

[52] **U.S. Cl.** **D12/115; D8/356**

[58] **Field of Search** D12/407, 406,
D12/115; 224/430; 248/127, 153; D8/1,
356; 211/17-24, 5, 198; 114/217, 218,
219

[56] **References Cited**

U.S. PATENT DOCUMENTS

D. 26,975	4/1897	Evans	D8/356
D. 245,596	8/1977	Cohen et al. .	
D. 262,532	1/1982	Levine .	
D. 269,000	5/1983	Girard .	
D. 302,258	7/1989	Kalisch et al. .	
D. 321,470	11/1991	Gerrard	D8/356
D. 337,083	7/1993	Rankin .	
D. 341,342	11/1993	Pook .	
D. 367,022	2/1996	Graber .	

D. 390,429	2/1998	Spero	D8/1
3,994,400	11/1976	Graber .	
4,306,660	12/1981	Livingston .	
5,098,155	3/1992	Graber .	

OTHER PUBLICATIONS

“Bike Racks that combine form and function”—Madrax®—1996.

Primary Examiner—Pamela Burgess
Attorney, Agent, or Firm—Lathrop & Clark LLP

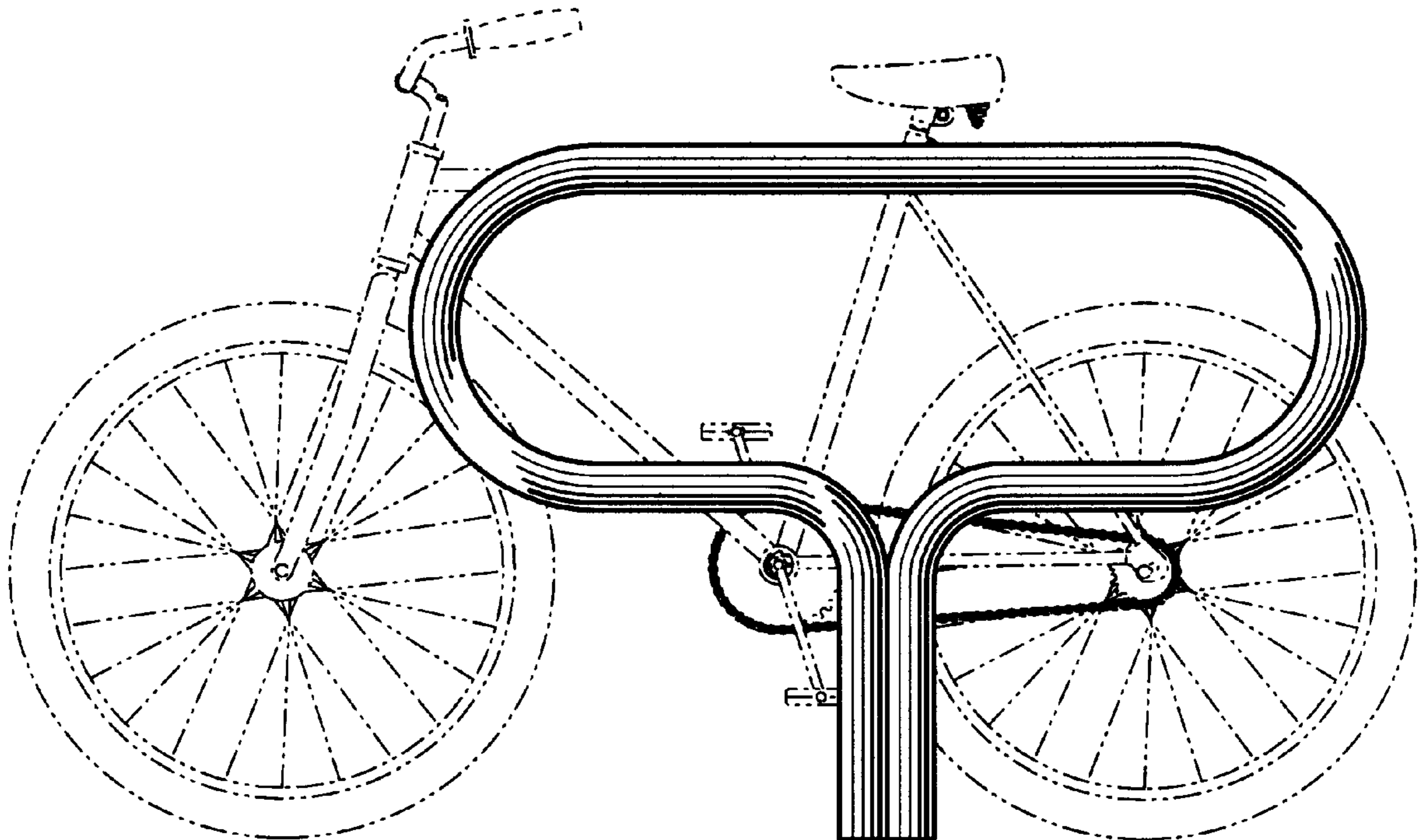
[57] **CLAIM**

The ornamental design for a bicycle rack, as shown and described.

DESCRIPTION

FIG. 1 is an isometric view of the bicycle rack of this invention;
FIG. 2 is a top plan view thereof;
FIG. 3 is a front elevational view thereof;
FIG. 4 is a right side elevational view thereof, the left side elevational view being a mirror image thereof;
FIG. 5 is a rear elevational view thereof;
FIG. 6 is a bottom plan view thereof; and,
FIG. 7 is a right elevational thereof with a bicycle shown as environmental matter, the bicycle forming no part of the design.

1 Claim, 2 Drawing Sheets



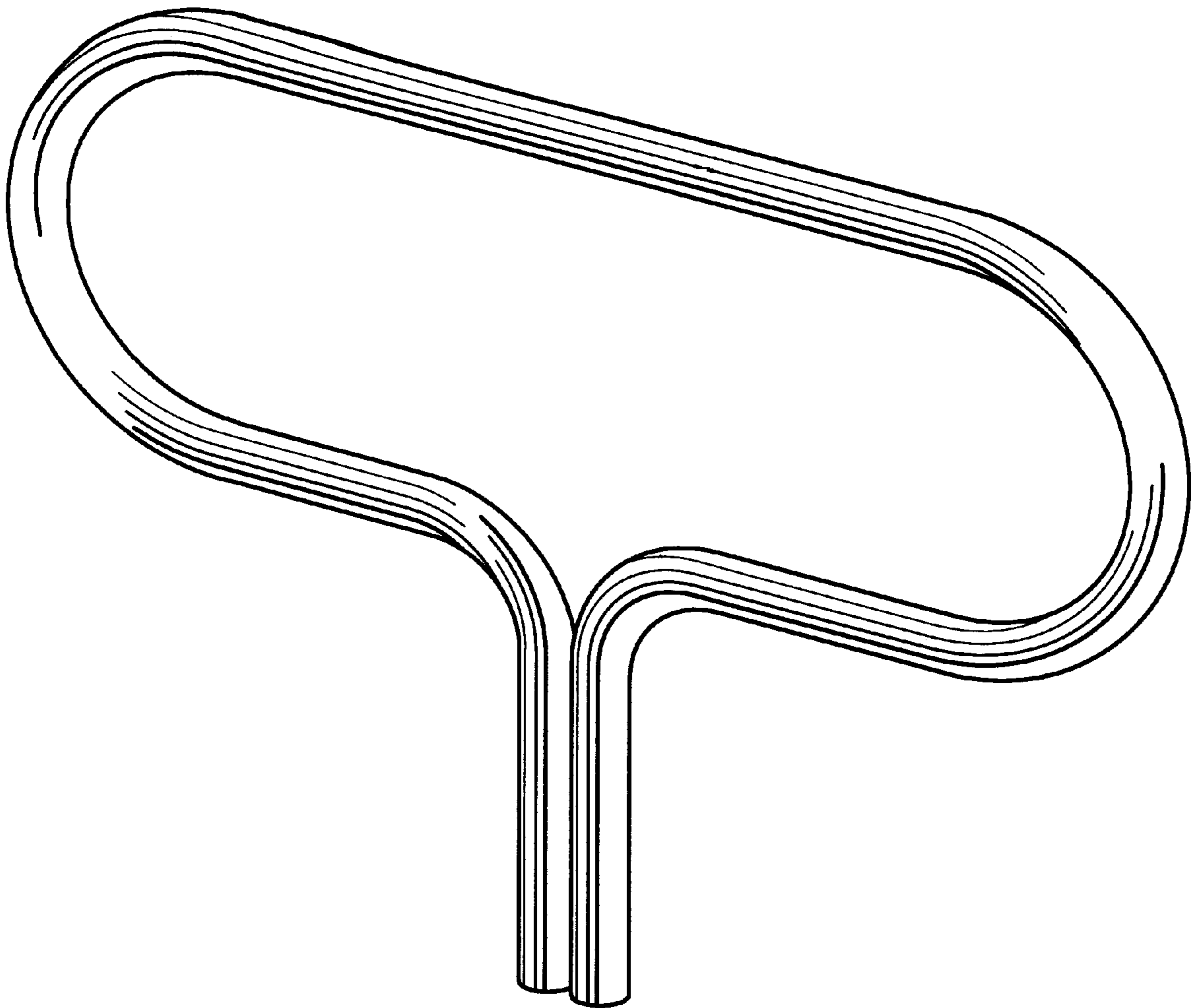


Fig.1




Fig.2



Fig.3

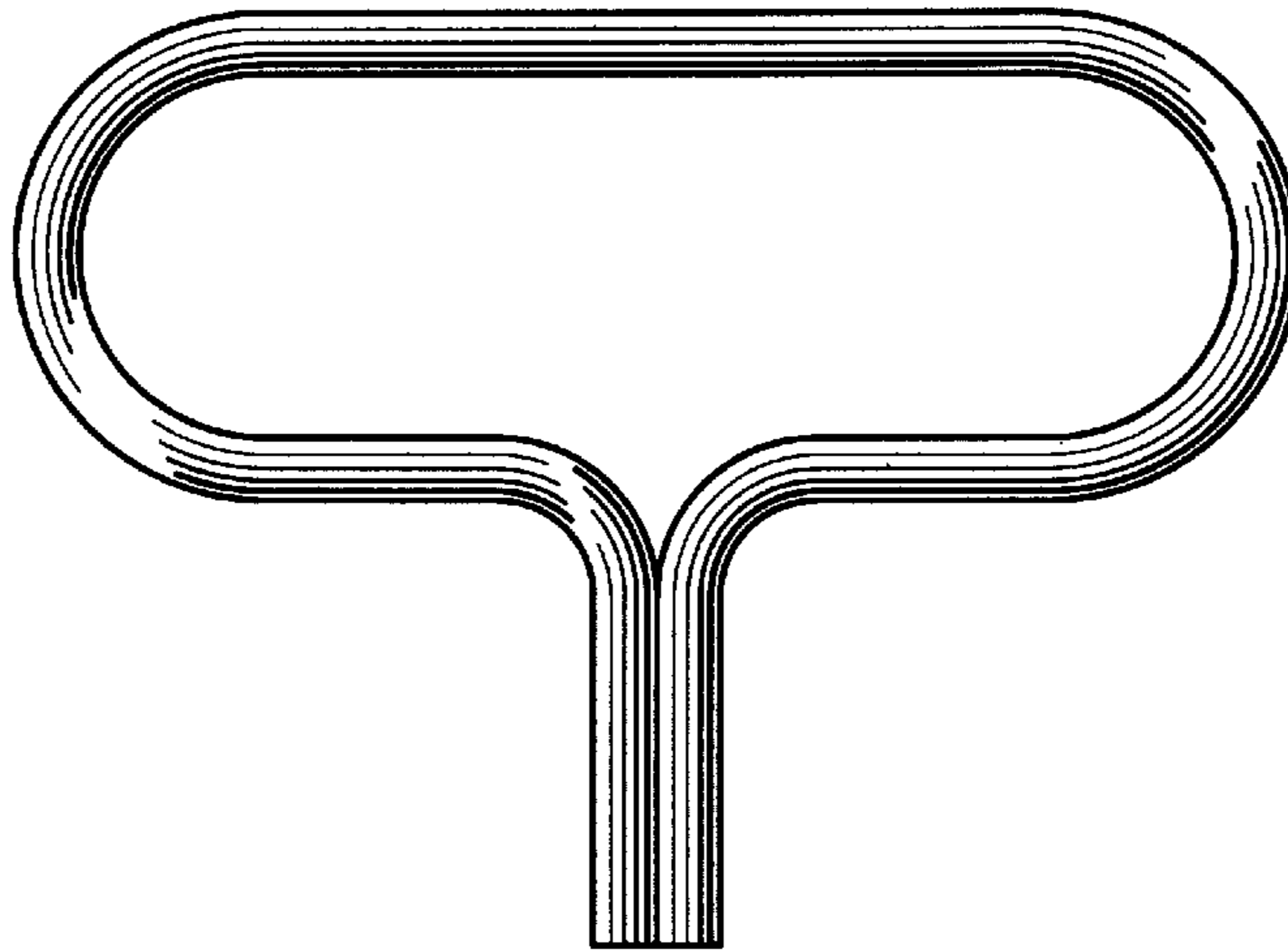


Fig.4



Fig.5



Fig.6

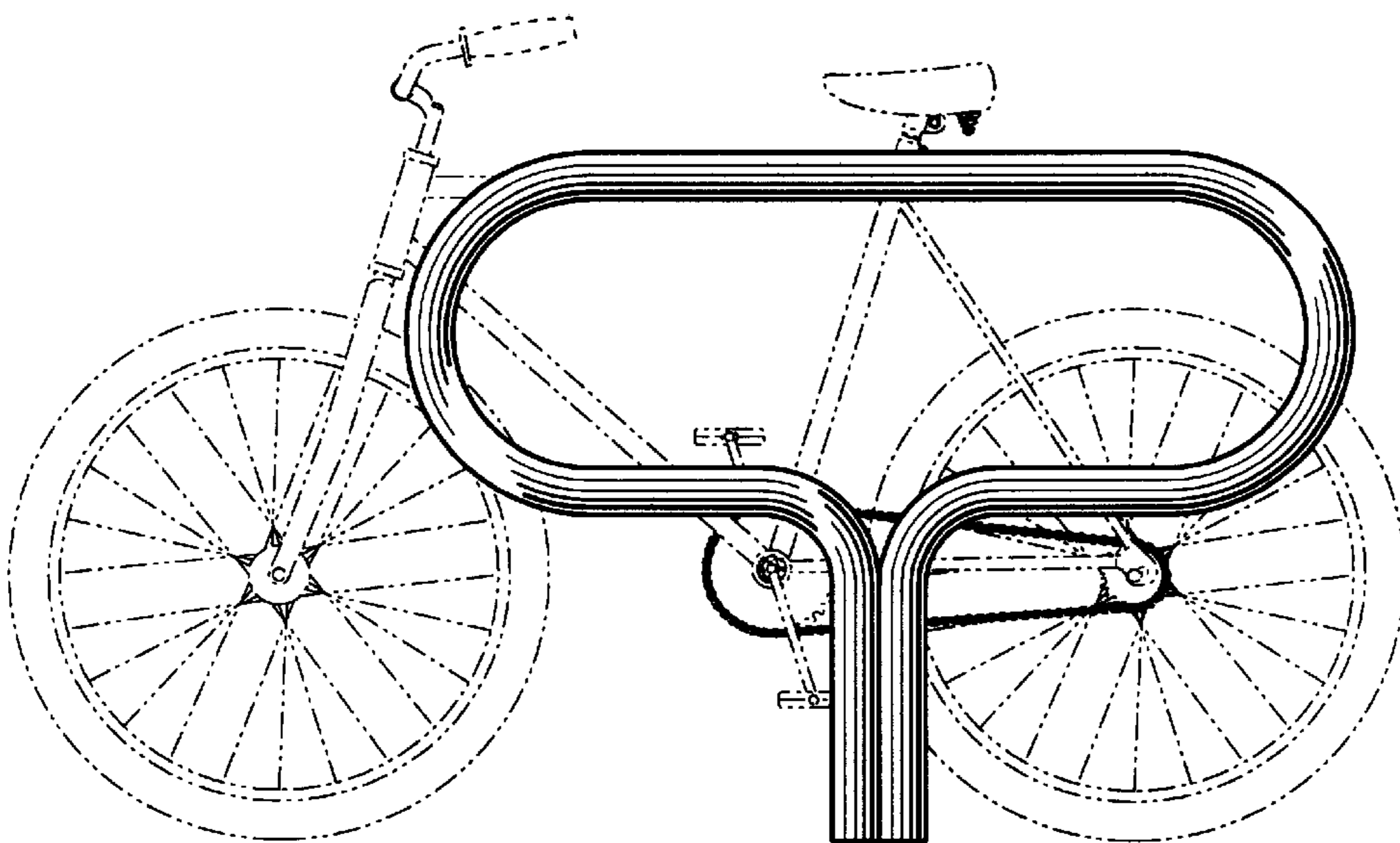


Fig.7