



US00D408754S

United States Patent [19]

Perrin et al.

[11] Patent Number: **Des. 408,754**

[45] Date of Patent: **** Apr. 27, 1999**

[54] **PAIR OF EARRINGS**

[75] Inventors: **Alain-Dominique Perrin**,
Rueil-Malmaison; **Jacques Diltoer**,
Villeneuve-La-Garenne, both of France

[73] Assignee: **Cartier International B. V.**,
Netherlands

[**] Term: **14 Years**

[21] Appl. No.: **29/068,175**

[22] Filed: **Feb. 3, 1997**

[30] **Foreign Application Priority Data**

Aug. 2, 1996 [FR] France 96 4528

[51] **LOC (6) Cl.** **11-01**

[52] **U.S. Cl.** **D11/42**

[58] **Field of Search** D11/40-78, 3,
D11/4, 12-13; 63/20, 12, 14.2, 3, 5.2, 33-34,
38, 21, 4

[56] **References Cited**

U.S. PATENT DOCUMENTS

D. 138,519 8/1944 Philippe D11/76
D. 148,133 12/1947 Chernow D11/40
D. 169,458 4/1953 Sememsohn D11/77

D. 286,990 12/1986 Burlingham D11/75
D. 324,188 2/1992 Royer D11/75
D. 372,312 7/1996 Lange D11/41
3,177,682 4/1965 Razza 63/20
4,694,664 9/1987 Elsener 63/12

OTHER PUBLICATIONS

WWD (Women's Wear Daily), vol. 139, No. 106; Audiovisuals advertisement for Victor Carranza's earrings; D11-78, Nov. 1979.

Primary Examiner—Cathy Anne MacCormac
Attorney, Agent, or Firm—Pillsbury Madison & Sutro, LLP

[57] **CLAIM**

The ornamental design for a pair of earrings, as shown.

DESCRIPTION

FIG. 1 is a front elevational view of a pair of earrings showing our new design;
FIG. 2 is a rear elevational view thereof;
FIG. 3 is a side elevational view thereof;
FIG. 4 is the opposite side elevational view thereof;
FIG. 5 is a perspective view thereof;
FIG. 6 is another perspective view thereof;
FIG. 7 is a top plan thereof; and,
FIG. 8 is a bottom plan thereof .

1 Claim, 5 Drawing Sheets






FIG. 1




FIG. 2

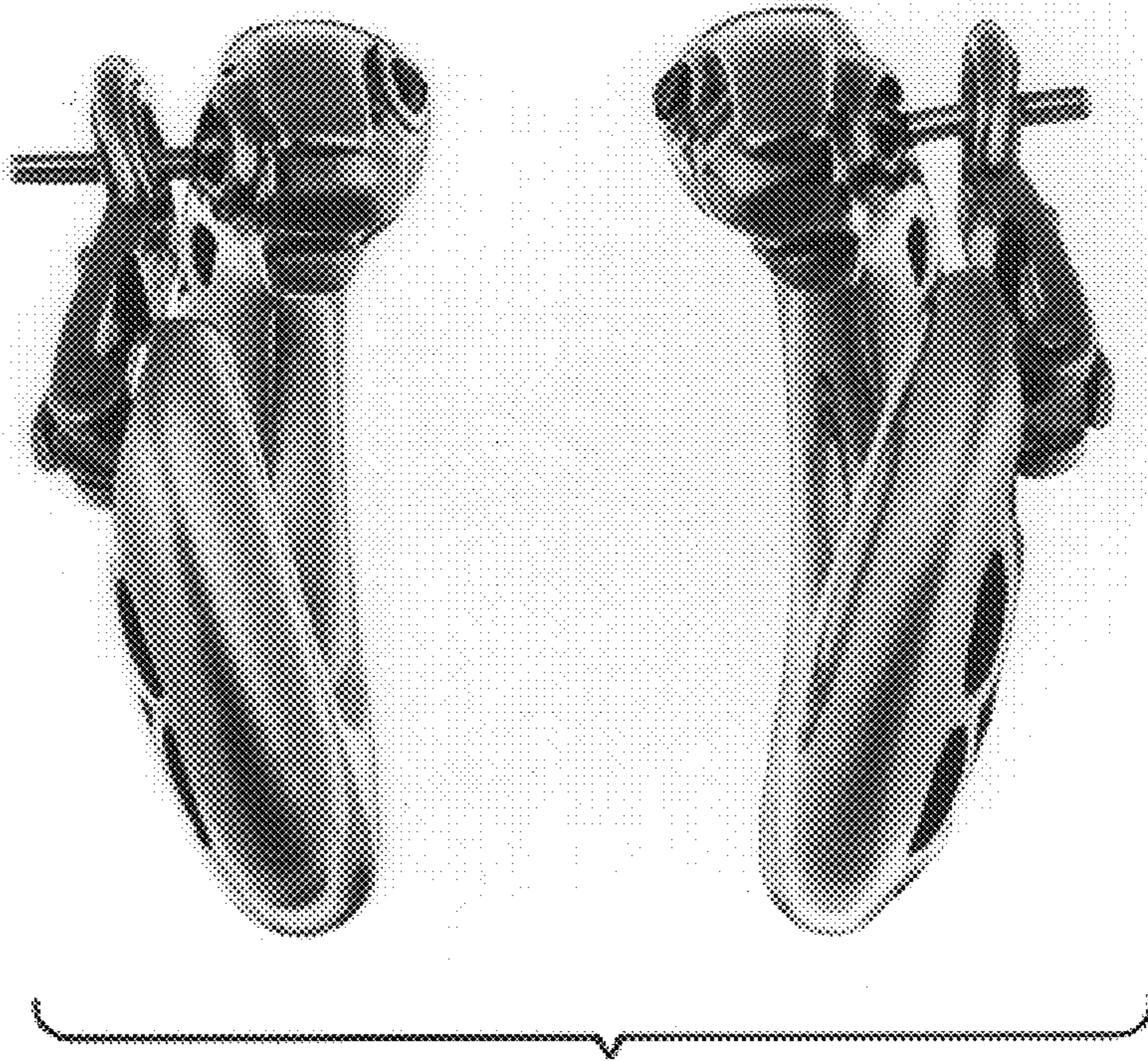


FIG. 3




FIG. 4

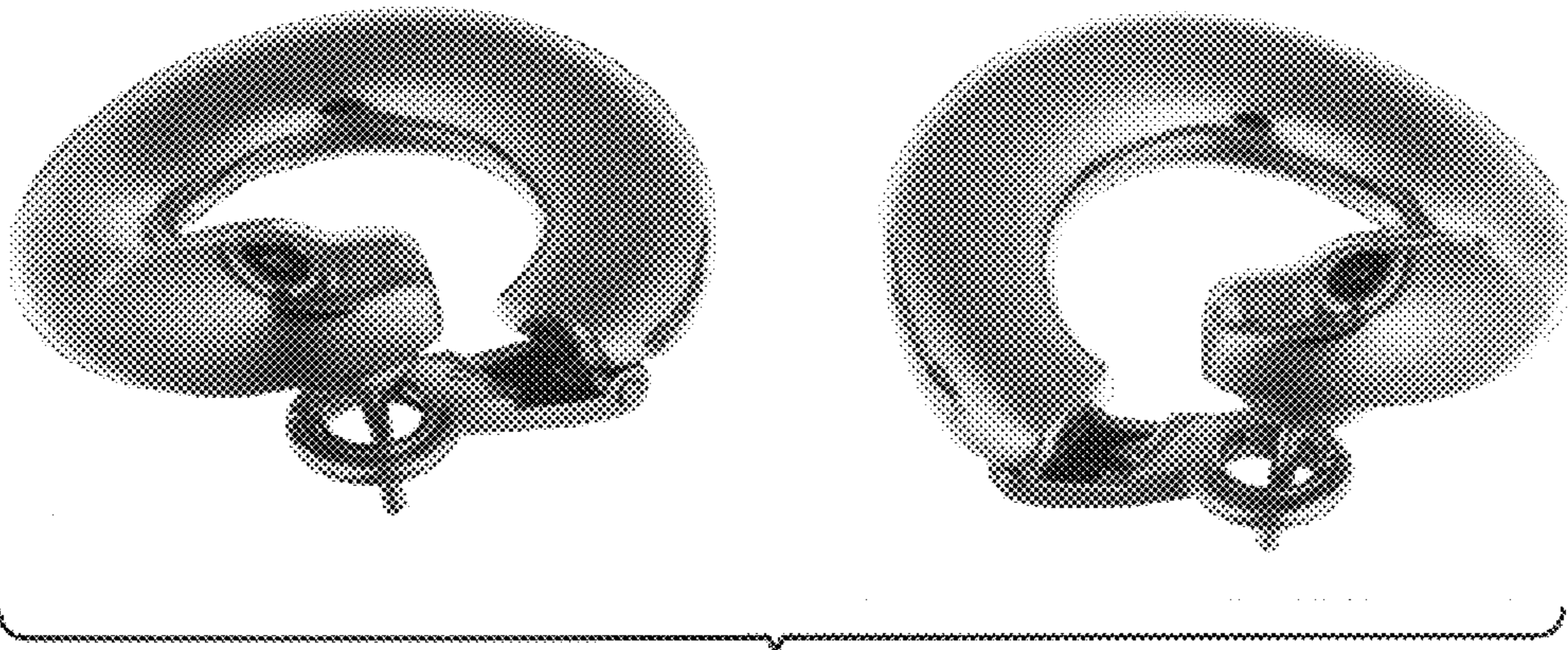


FIG. 5




FIG. 6

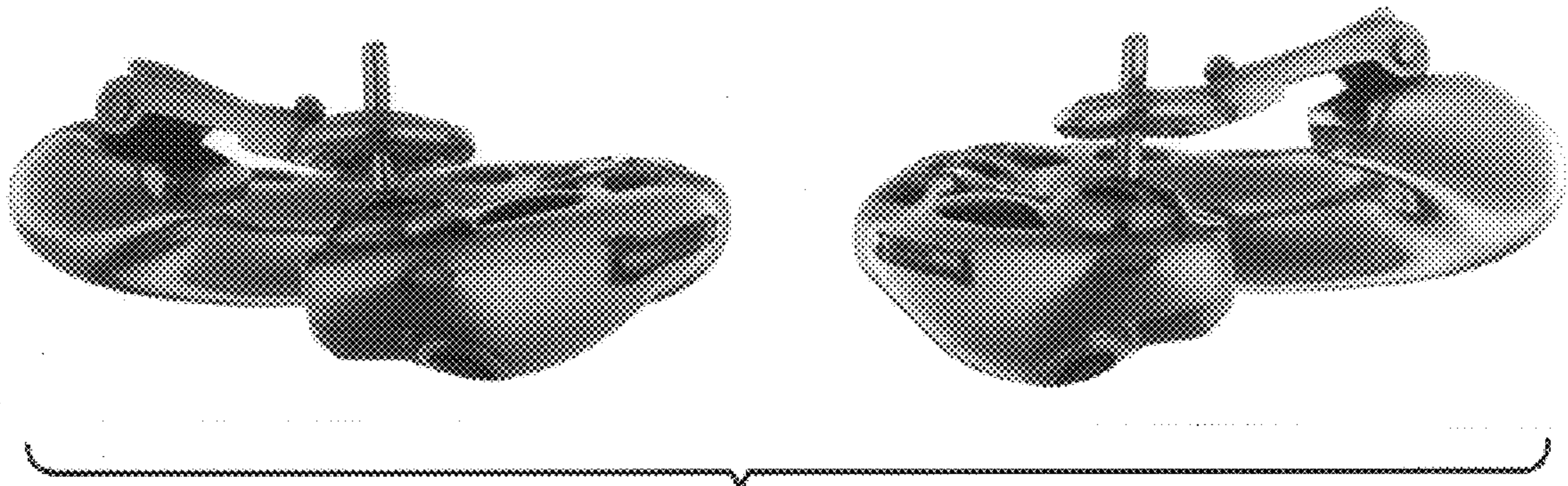


FIG. 7

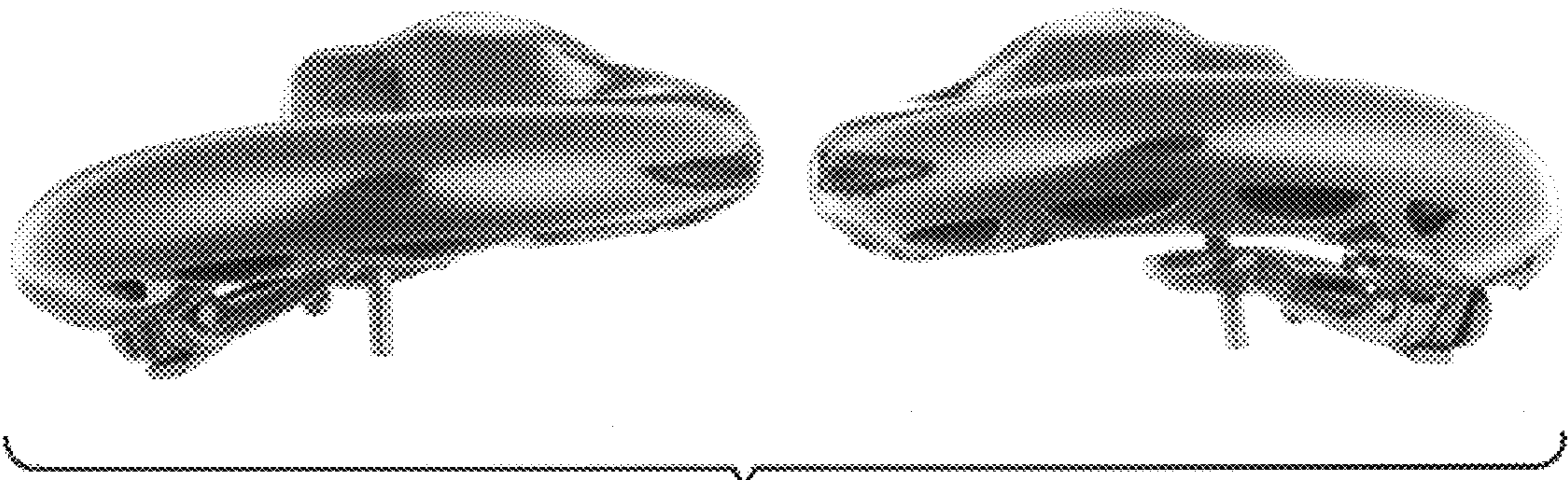


FIG. 8