



US00D408745S

United States Patent [19] Charriol

[11] **Patent Number: Des. 408,745**

[45] **Date of Patent: ** Apr. 27, 1999**

[54] **WRIST-WATCH**

[76] Inventor: **Philippe Charriol**, 3A Monticello 48 Kennedy Rd., Hong Kong, The Hong Kong Special Administrative Region of the People's Republic of China

[**] Term: **14 Years**

[21] Appl. No.: **29/094,461**

[22] Filed: **Oct. 2, 1998**

[30] **Foreign Application Priority Data**

Apr. 3, 1998 [XH] Hague Agreement DMA/004059

[51] **LOC (6) Cl.** **10-02**

[52] **U.S. Cl.** **D10/32; D10/30**

[58] **Field of Search** D10/1-40, 122-132; D11/3-25; 63/1.1, 3, 5, 11; 368/276-277, 280-282, 285

[56] **References Cited**

U.S. PATENT DOCUMENTS

D. 370,420 6/1996 Roussman D10/32

- D. 377,148 1/1997 Budino D10/18
- D. 378,064 2/1997 Wild D10/32
- D. 381,585 7/1997 Gogniat D10/32
- D. 400,447 11/1998 Wunderman D10/32

Primary Examiner—Nelson C. Holtje
Attorney, Agent, or Firm—Darby & Darby


[57] **CLAIM**

The ornamental design for a wrist-watch, as shown and described.

DESCRIPTION

FIG. 1 is a front perspective view of a wrist-watch showing my new design;
FIG. 2 is a top plan view thereof;
FIG. 3 is a bottom plan view thereof;
FIG. 4 is a front side view thereof,
FIG. 5 is a rear side view thereof.
FIG. 6 is a left side elevational view thereof; and,
FIG. 7 is a right side elevational view thereof.

1 Claim, 2 Drawing Sheets






FIG. 1

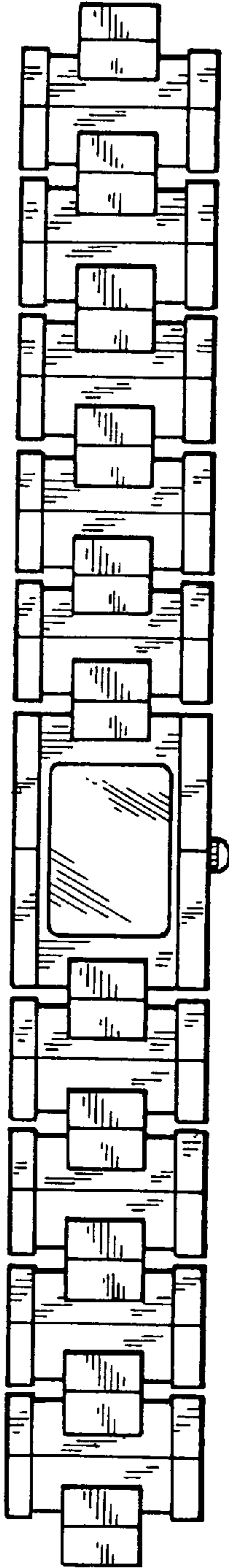


FIG. 2

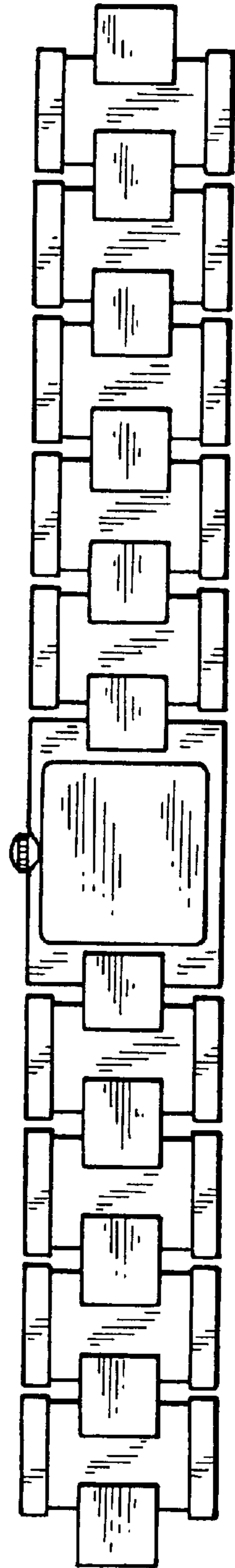


FIG. 3

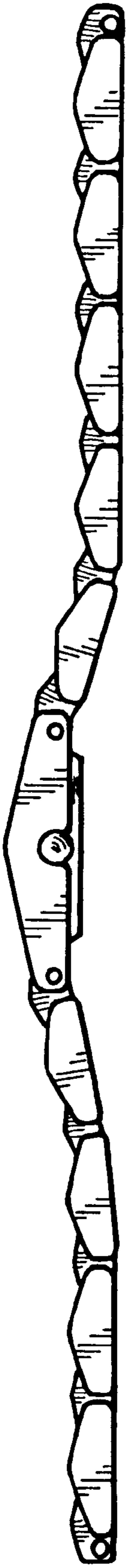


FIG. 4

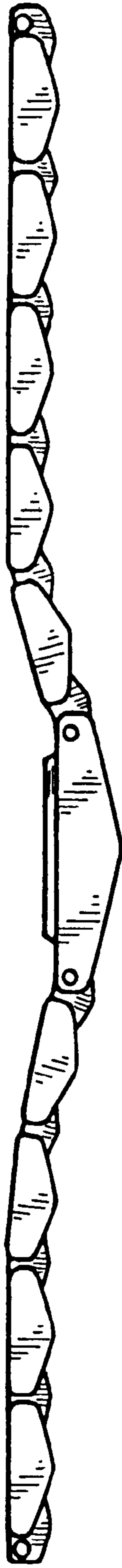


FIG. 5

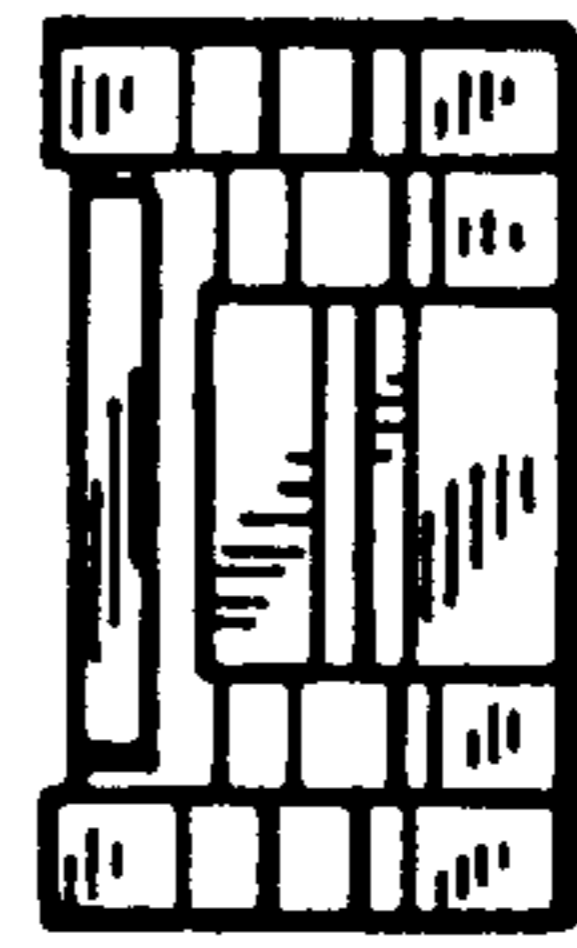


FIG. 6

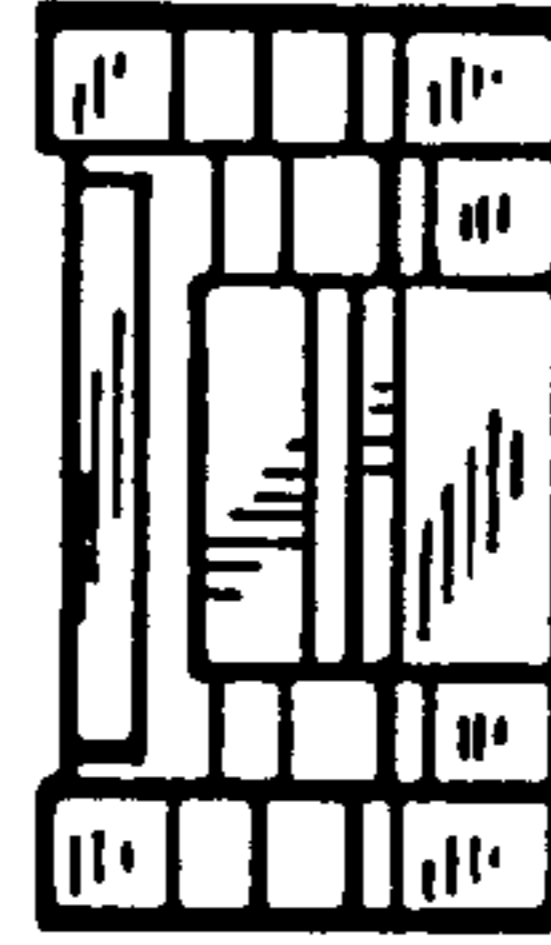


FIG. 7