

US00D408723S

# United States Patent [19]

Goodman et al.

[11] Patent Number: **Des. 408,723**

[45] Date of Patent: **\*\*Apr. 27, 1999**

[54] **HOOK**

[75] Inventors: **Harold A. Goodman**, Orange Village, Ohio; **Sheldon H. Goodman**, 30905 Stratford, Solon, Ohio 44139

[73] Assignee: **Sheldon H. Goodman**, Solon, Ohio

[\*\*] Term: **14 Years**

[21] Appl. No.: **29/088,402**

[22] Filed: **May 22, 1998**

### Related U.S. Application Data

[62] Division of application No. 29/081,789, Jan. 9, 1998.

[51] **LOC (6) Cl.** ..... **08-05**

[52] **U.S. Cl.** ..... **D8/367**

[58] **Field of Search** ..... D8/367, 373, 370;  
248/339, 302-303

### [56] References Cited

#### U.S. PATENT DOCUMENTS

D. 267,137 12/1982 Mayer ..... D8/367  
D. 343,066 1/1994 Hau ..... D6/323

448,224 3/1891 Glover ..... 248/303  
1,579,904 4/1926 Zaugg ..... 248/303  
1,837,692 12/1931 Thomas ..... 248/303  
2,936,148 5/1960 Gralewicz ..... 248/303

### OTHER PUBLICATIONS

Hewi Brochure, no page number, hook, item 507K at top of page, May 1983.

*Primary Examiner*—Holly Baynham  
*Attorney, Agent, or Firm*—Pearne, Gordon, McCoy & Granger LLP

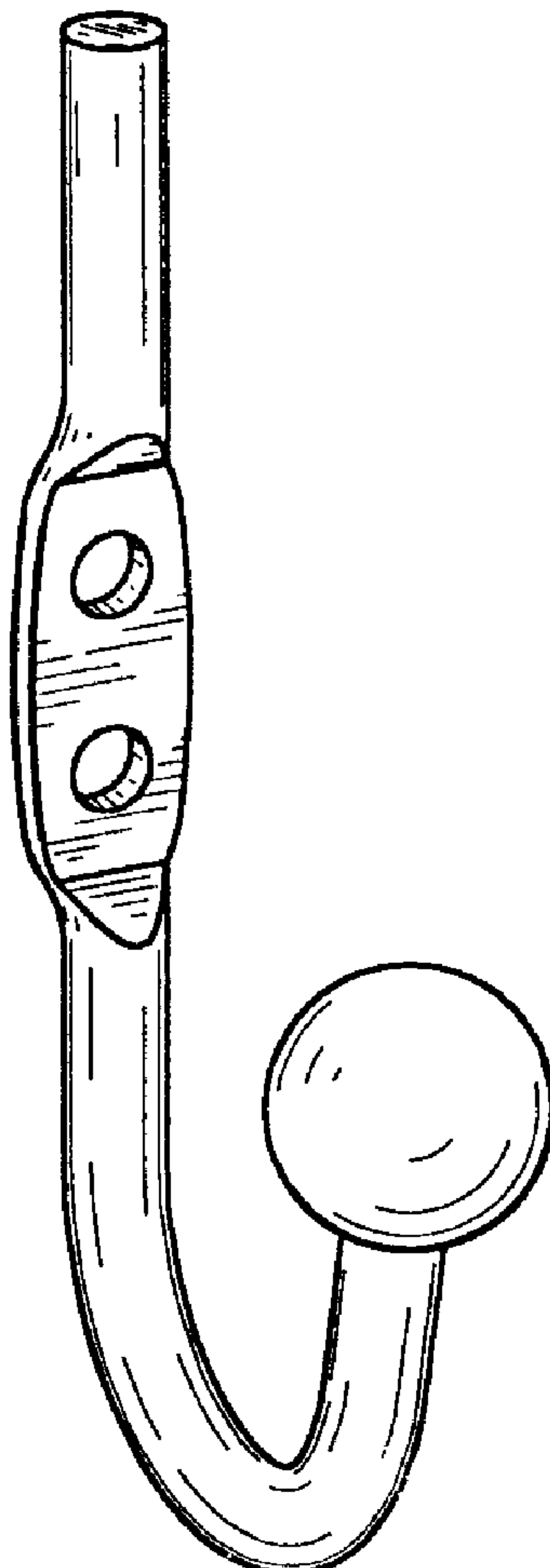
### [57] CLAIM

The ornamental design for a hook, as shown and described.

### DESCRIPTION

FIG. 1 is a perspective view of a hook showing our new design;  
FIG. 2 is a left side elevational view thereof, the right side view being a mirror image;  
FIG. 3 is a front elevational view thereof;  
FIG. 4 is a rear elevational view thereof;  
FIG. 5 is a top plan view thereof; and,  
FIG. 6 is a bottom plan view thereof.

**1 Claim, 1 Drawing Sheet**



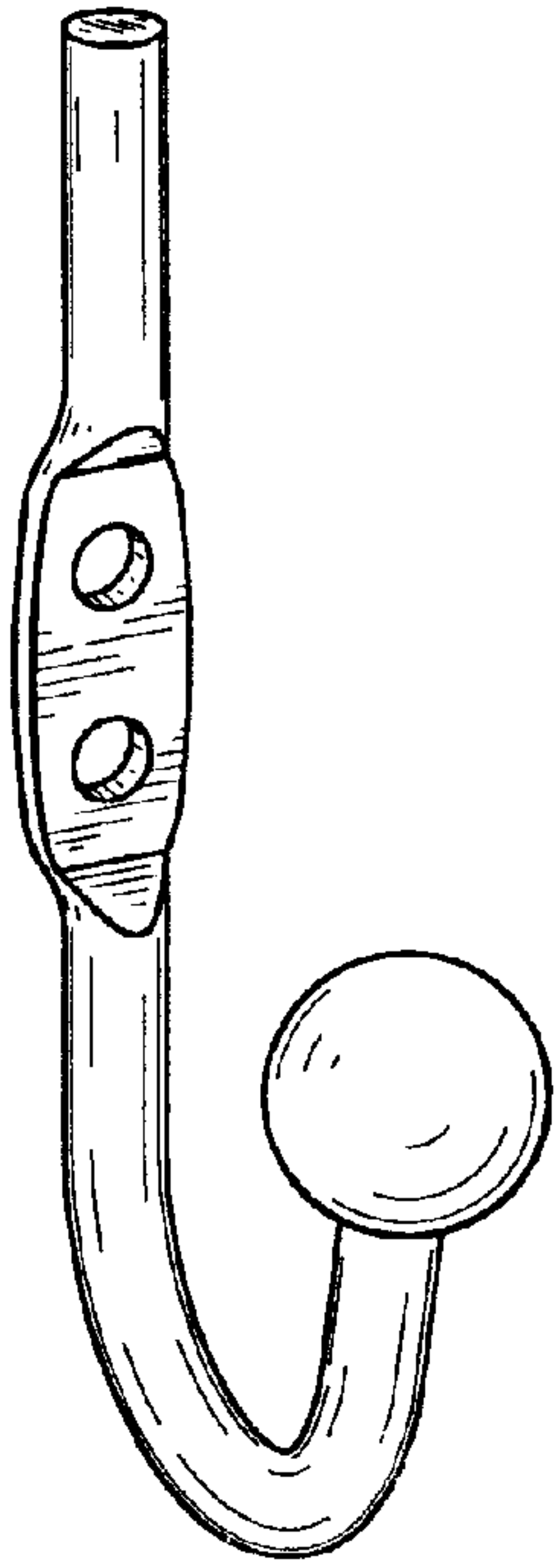


Fig.1




Fig.2

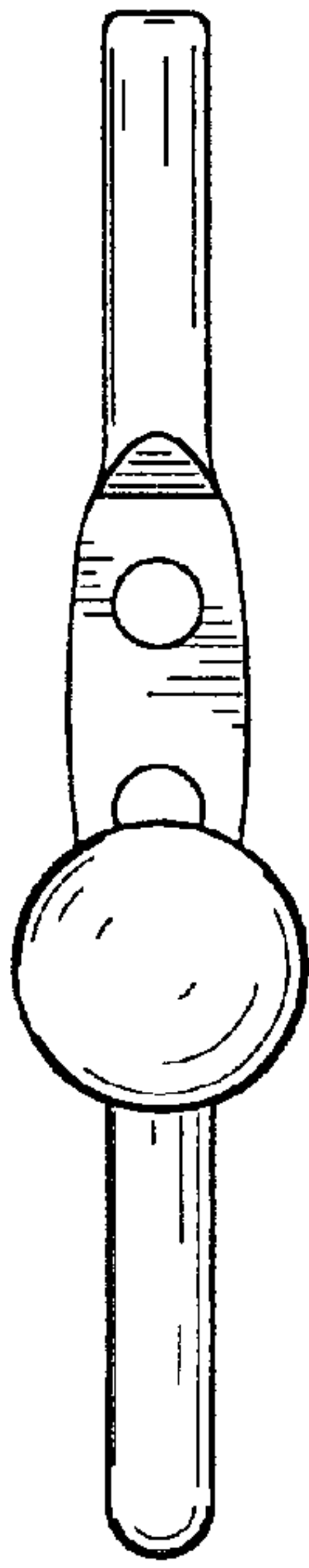


Fig.3

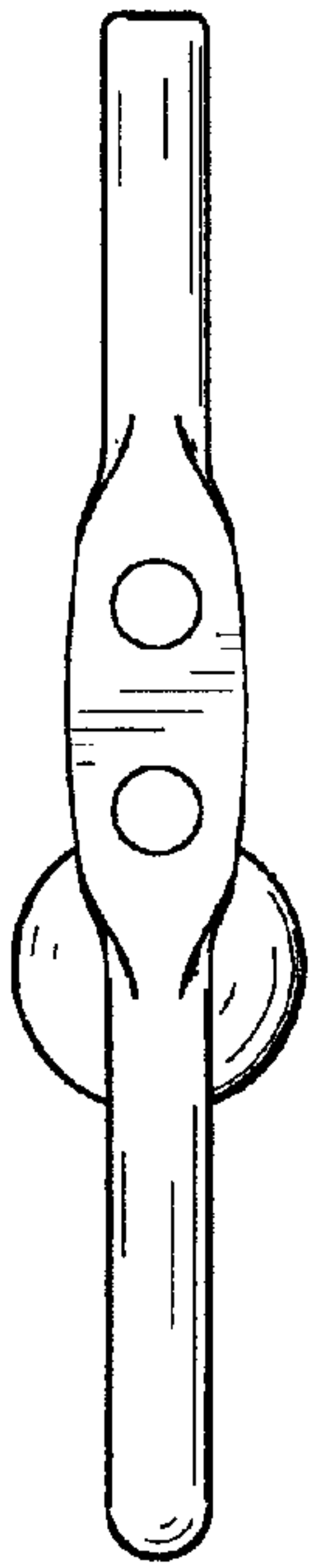


Fig.4

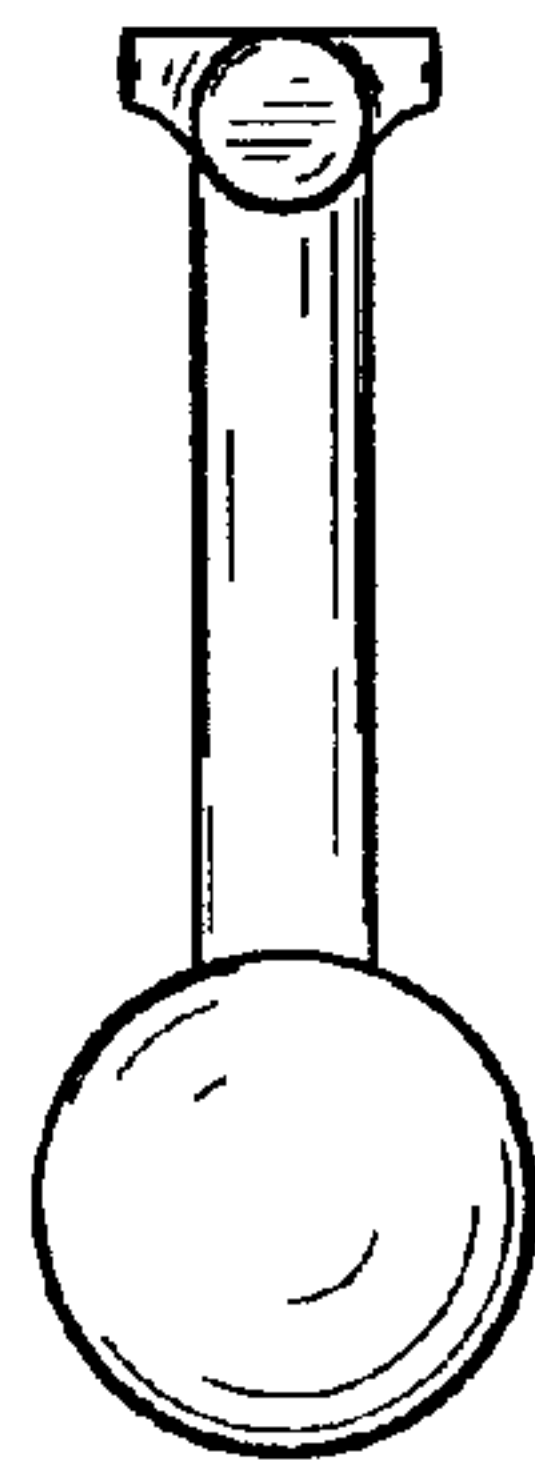


Fig.5

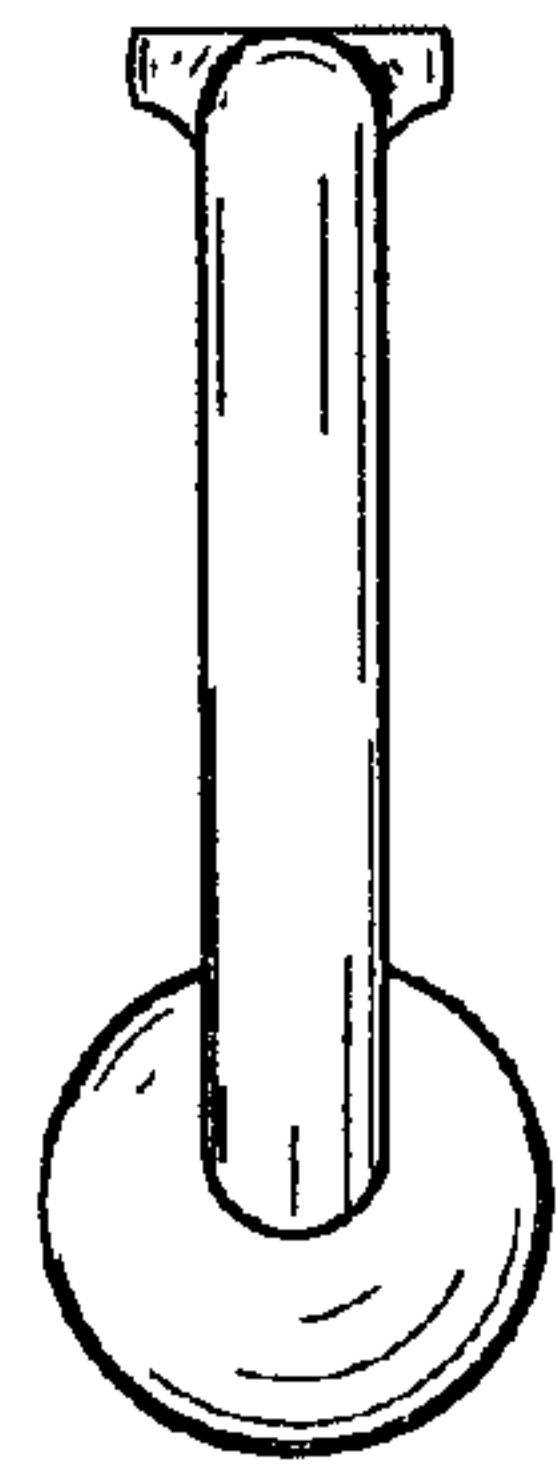


Fig.6