



US00D408695S

# United States Patent [19] Milbury

[11] **Patent Number: Des. 408,695**

[45] **Date of Patent: \*\*\*Apr. 27, 1999**

[54] **GARDEN DIGGER**

D. 382,178 8/1997 Milbury ..... D8/1

[76] Inventor: **Thomas G. Milbury**, 26 Carolina Dr.,  
New City, N.Y. 10956

*Primary Examiner*—Holly Baynham

[\*] Notice: This patent is subject to a terminal disclaimer.

[57] **CLAIM**

The ornamental design for a garden digger, as shown and described.

[\*\*] Term: **14 Years**

### DESCRIPTION

[21] Appl. No.: **29/085,567**

FIG. 1 is a perspective view of a garden digger, showing my new design;

[22] Filed: **Mar. 25, 1998**

FIG. 2 is a side elevational view thereof;

[51] **LOC (6) Cl.** ..... **08-01**

FIG. 3 is an opposite side elevational view thereof;

[52] **U.S. Cl.** ..... **D8/1**

FIG. 4 is a right end elevational view thereof;

[58] **Field of Search** ..... D8/1, 7, 9, 11;  
172/378, 22; 294/50.8, 50.9

FIG. 5 is cross sectional view thereof; taken along lines 5—5 shown in FIG. 3;

FIG. 6 is a left end elevational view thereof;

[56] **References Cited**

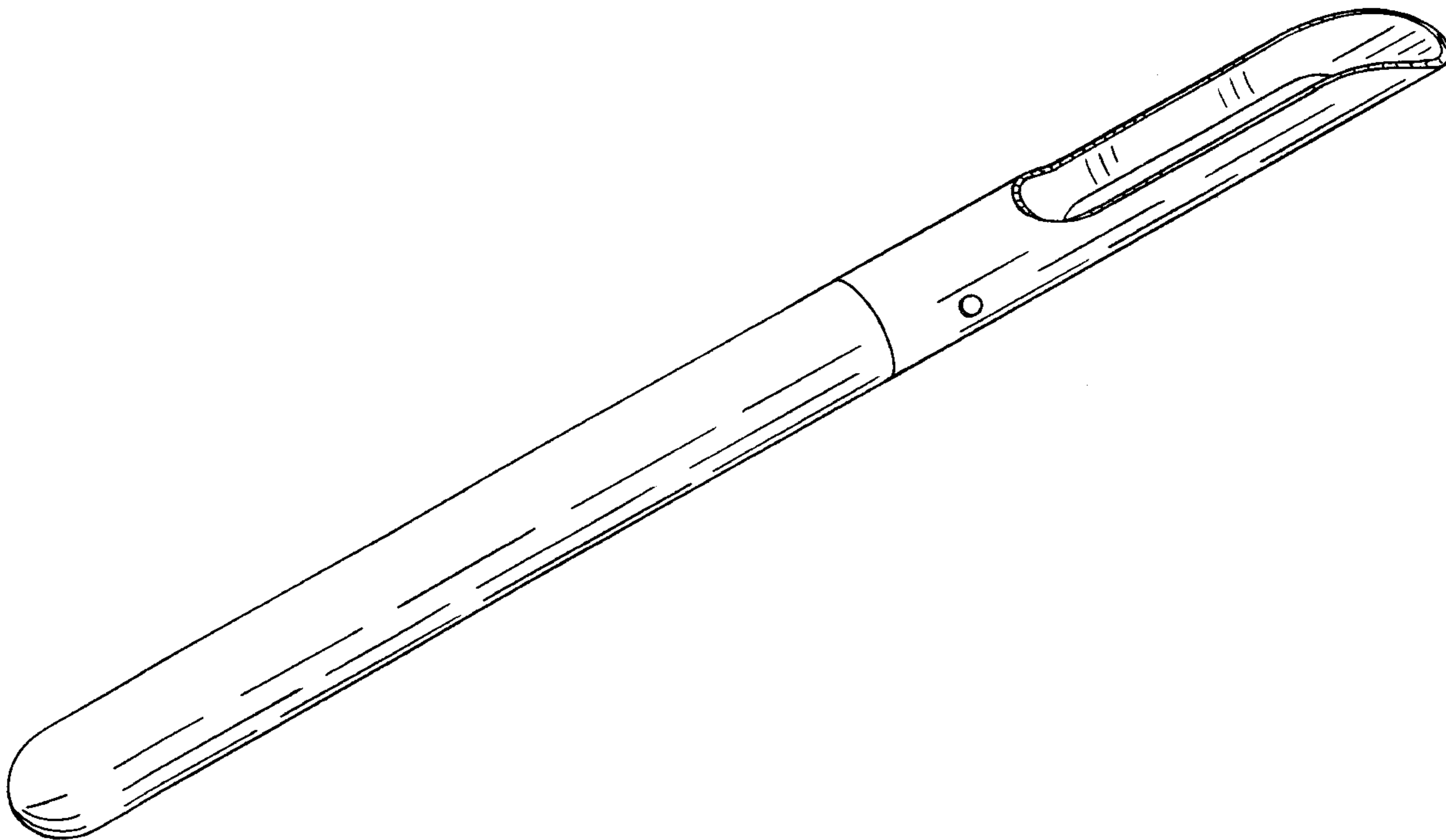
FIG. 7 is a top plan view thereof; and,

FIG. 8 is a bottom plan view thereof.

### U.S. PATENT DOCUMENTS

D. 25,867 8/1896 Thompson ..... D8/1

**1 Claim, 3 Drawing Sheets**



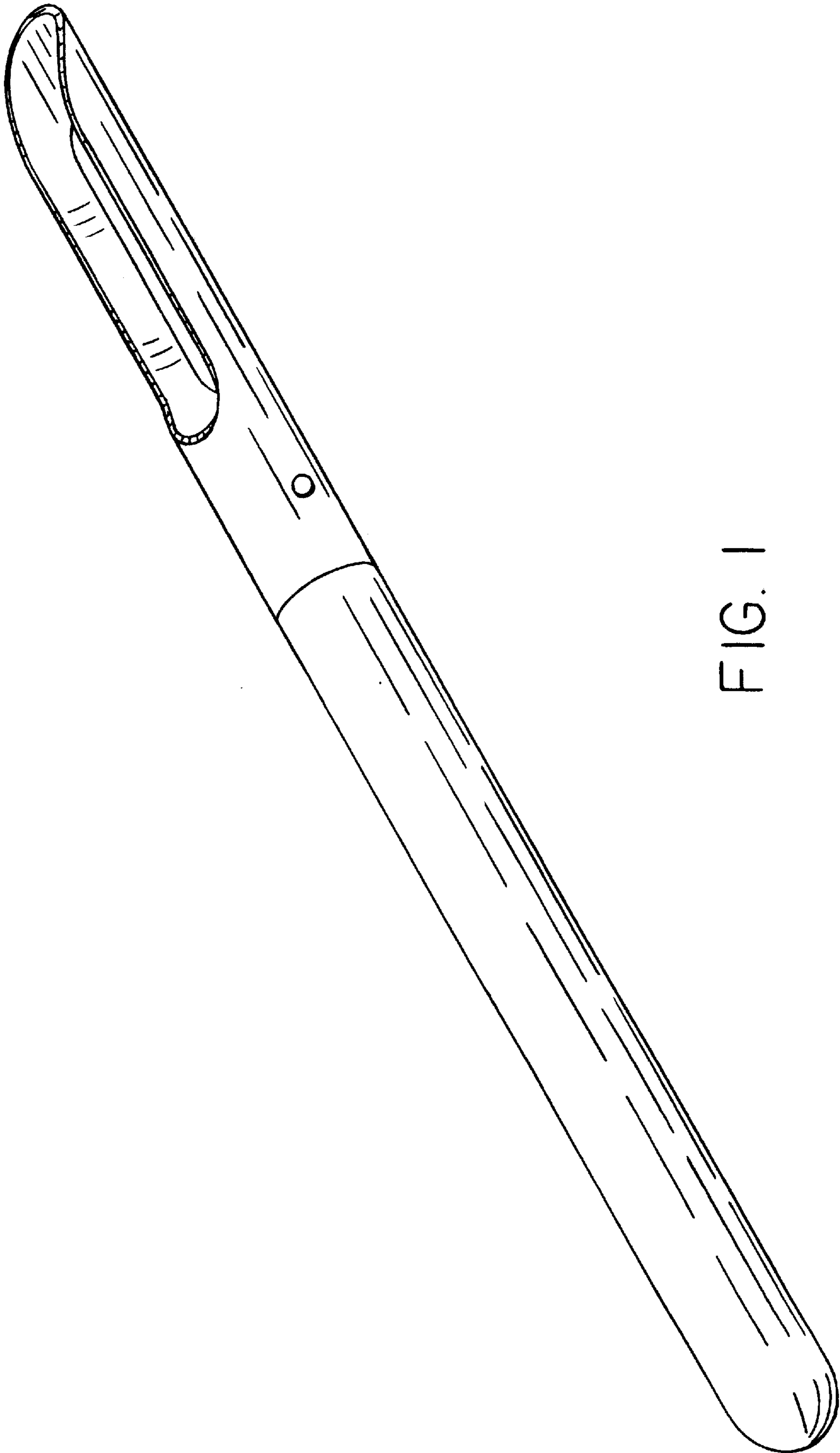


FIG. 1




FIG. 2




FIG. 3

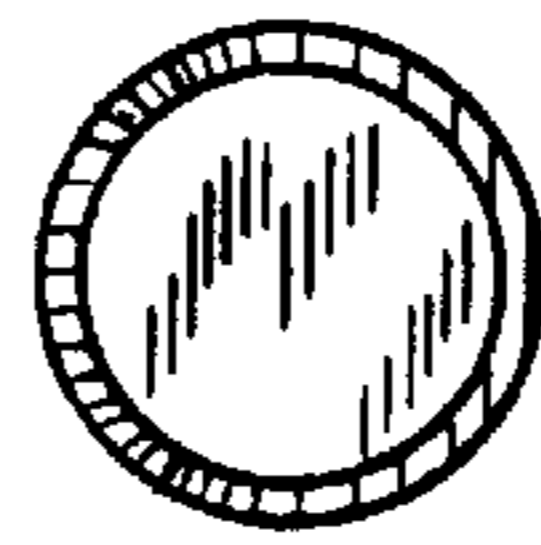


FIG. 4



FIG. 5



FIG. 6




FIG. 7

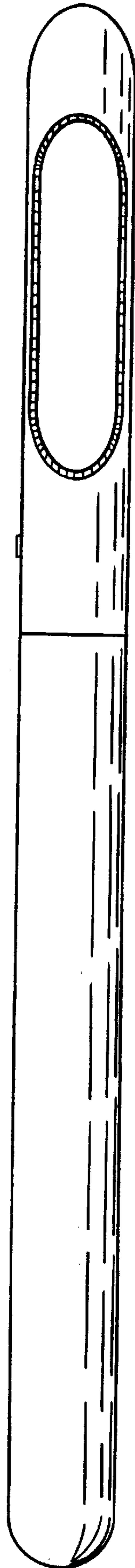


FIG. 8