



US00D408686S

United States Patent [19]

Lillelund et al.

[11] Patent Number: **Des. 408,686**

[45] Date of Patent: ****Apr. 27, 1999**

[54] **SERVING TRAY**

[75] Inventors: **Stig Lillelund**, Gentofte; **Jakob Heiberg**, Charlottenlund; **Hanne Dalsgaard Jeppesen**, Holte, all of Denmark; **Robert H. C. M. Daenen**, Essene, Belgium

[73] Assignee: **Dart Industries Inc.**, Orlando, Fla.

[**] Term: **14 Years**

[21] Appl. No.: **29/090,454**

[22] Filed: **Jul. 9, 1998**

[51] **LOC (6) Cl.** **07-01**

[52] **U.S. Cl.** **D7/554.2; D7/543**

[58] **Field of Search** D7/550.1, 553.6, D7/553.7, 543, 545, 554.2, 602; 220/675, 671, 574, 23.83

[56] **References Cited**

U.S. PATENT DOCUMENTS

D. 226,393	2/1973	Greenstein	D7/545
D. 316,210	4/1991	Giugiaro	D7/545
D. 348,805	7/1994	Cautereels	D7/602
D. 373,509	9/1996	Bormioli	D7/550

D. 379,134	5/1997	Joergensen	D7/548
D. 382,445	8/1997	Indekeu	D7/554
D. 385,156	10/1997	Bouldstridge Balari	D7/550

Primary Examiner—M. N. Pandozzi
Attorney, Agent, or Firm—Taylor J. Ross

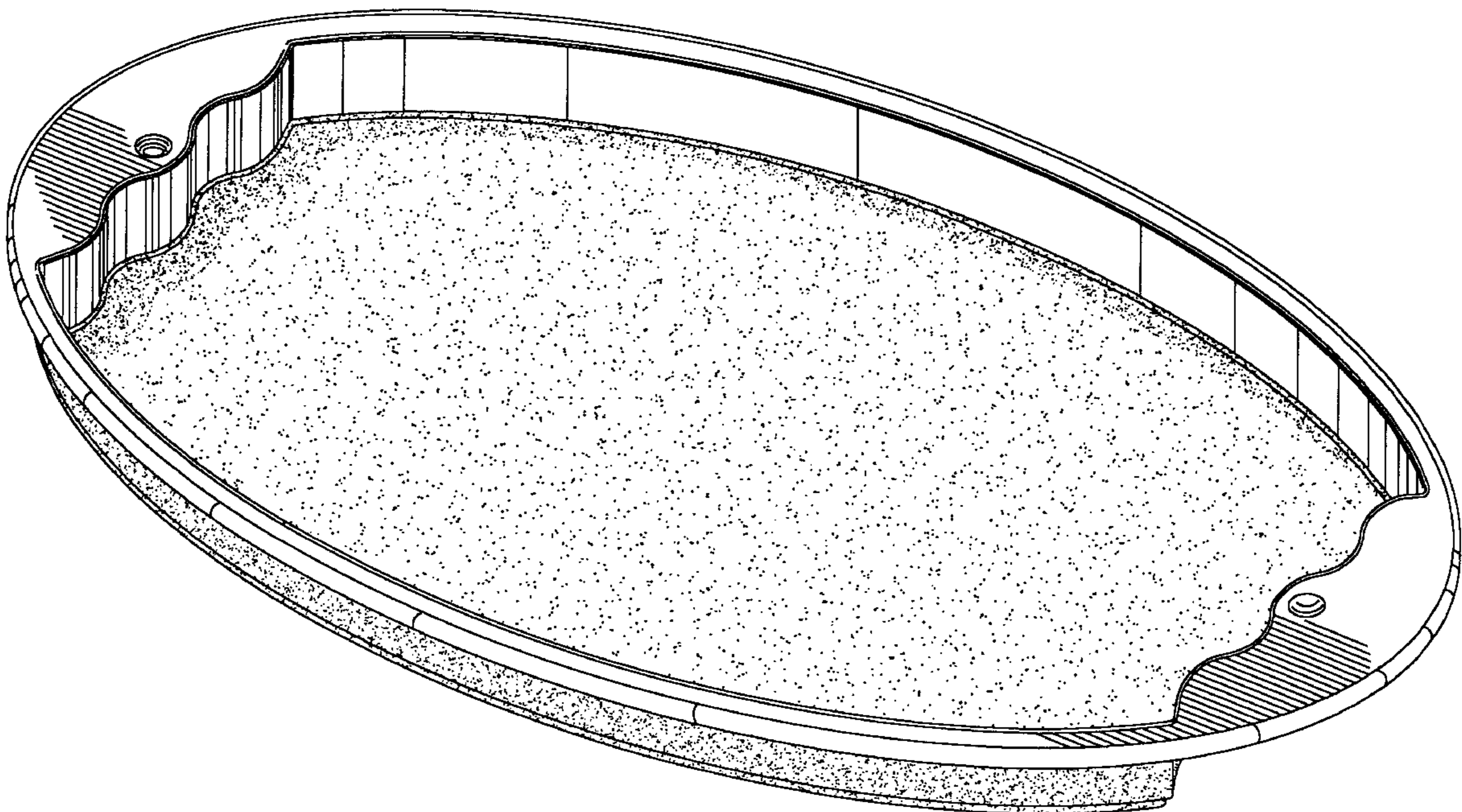
[57] **CLAIM**

The ornamental design for a serving tray, as shown and described.

DESCRIPTION

FIG. 1 is a top, side and front perspective view of a serving tray showing my new design;
FIG. 2 is a bottom, side and rear perspective view thereof;
FIG. 3 is a right side elevation view thereof;
FIG. 4 is a left side elevation view thereof;
FIG. 5 is a front elevation view thereof;
FIG. 6 is a rear elevation view thereof;
FIG. 7 is a top plan view thereof;
FIG. 8 is a bottom plan view thereof;
FIG. 9 is a cross-sectional view thereof along line 9—9 of FIG. 7; and,
FIG. 10 is a cross-sectional view thereof along line 10—10 of FIG. 7.

1 Claim, 6 Drawing Sheets



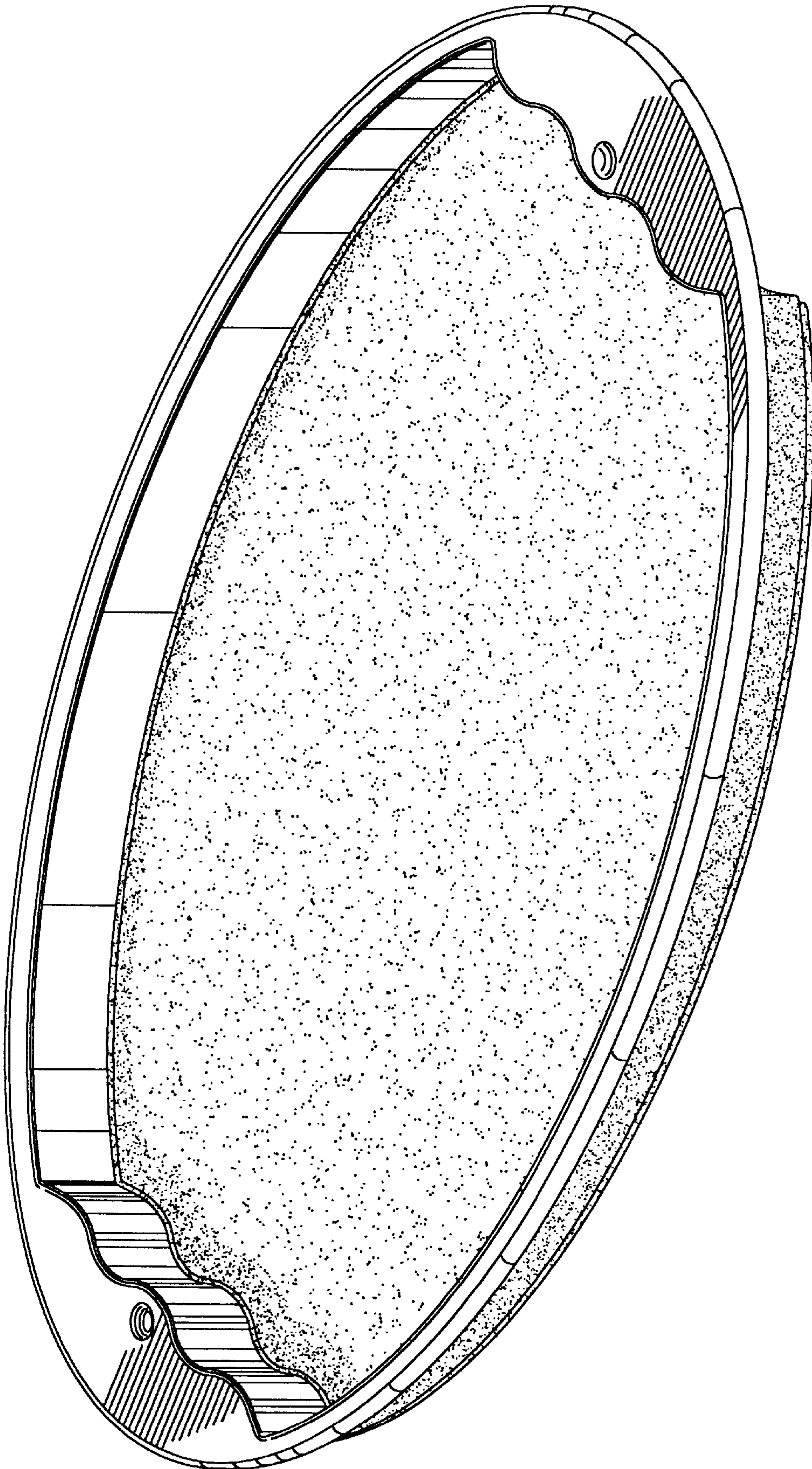


FIG. 1

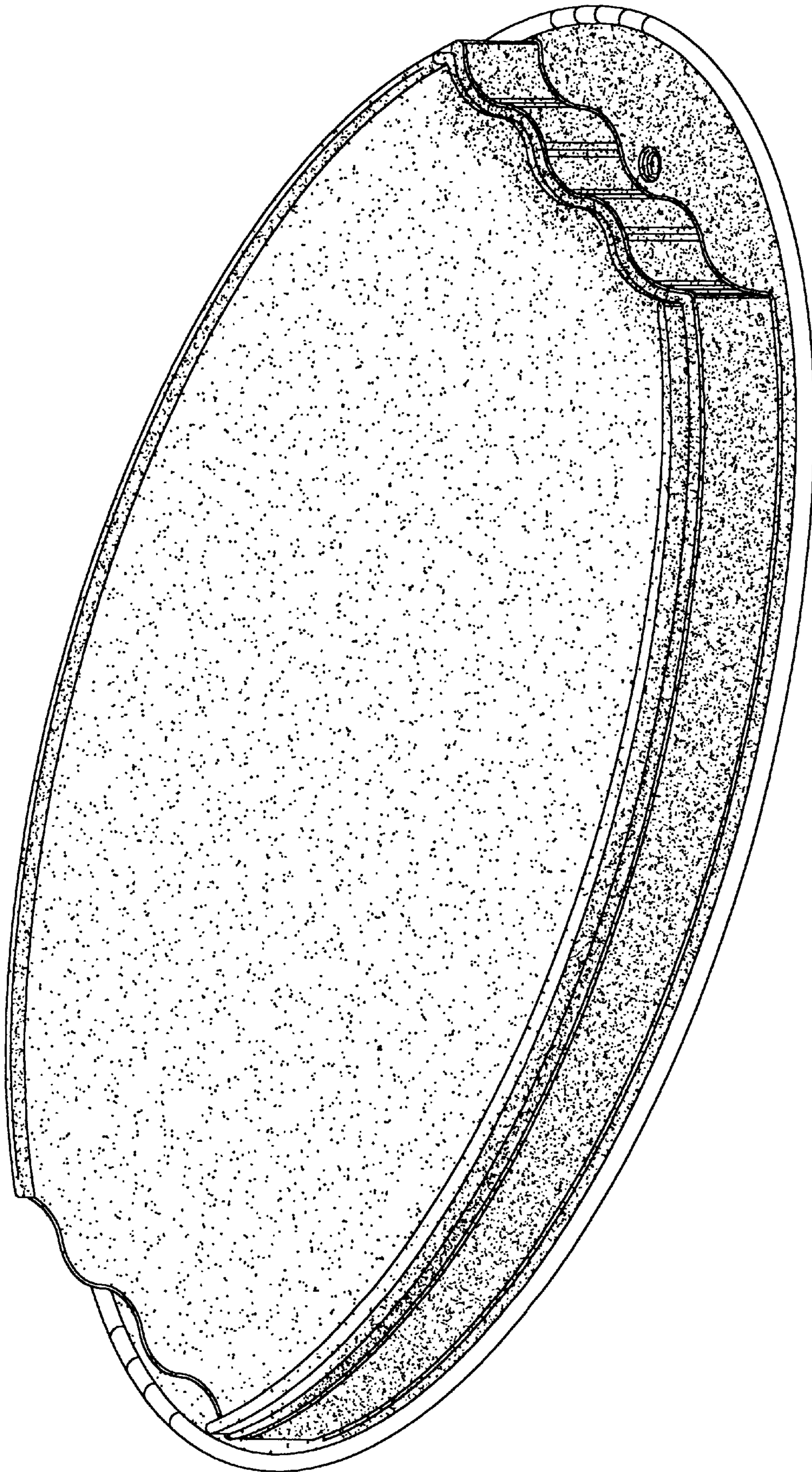


FIG. 2

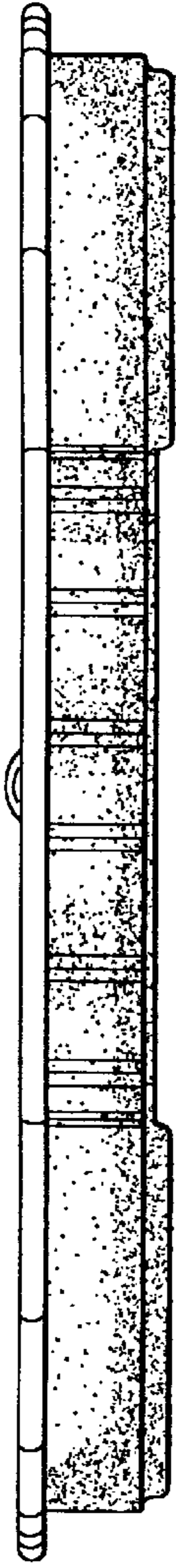


FIG. 3

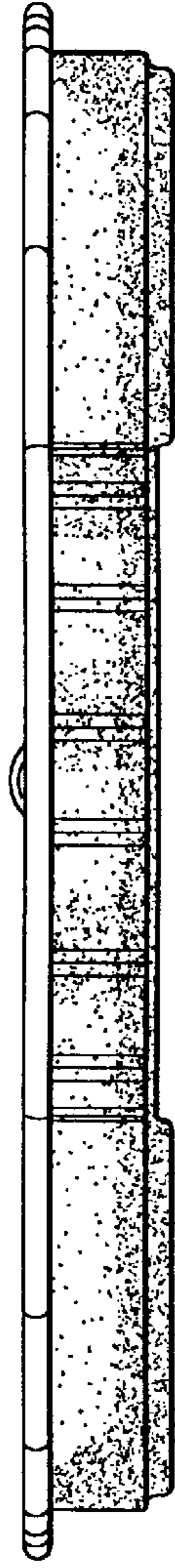


FIG. 4



FIG. 5



FIG. 6

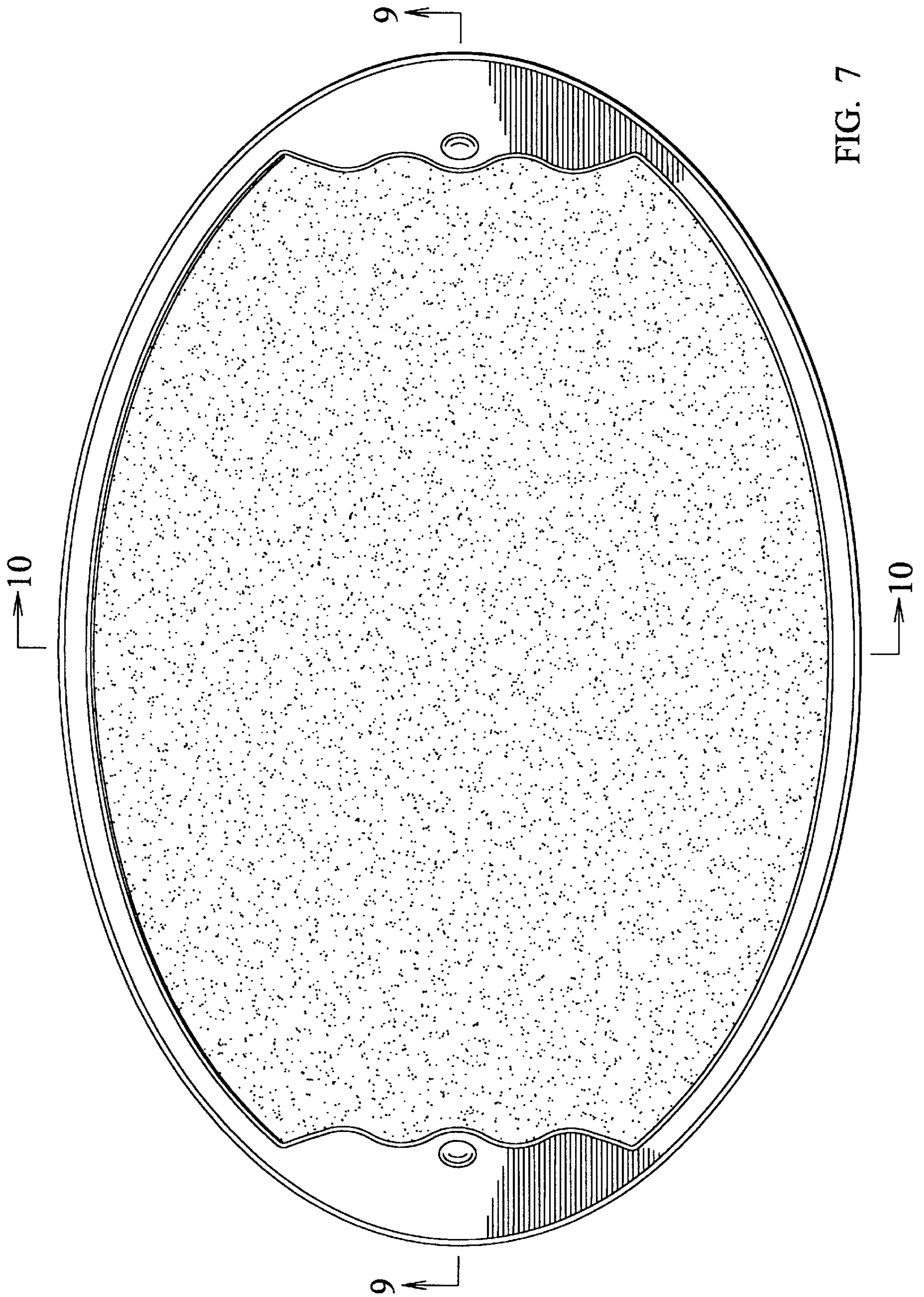


FIG. 7




FIG. 8

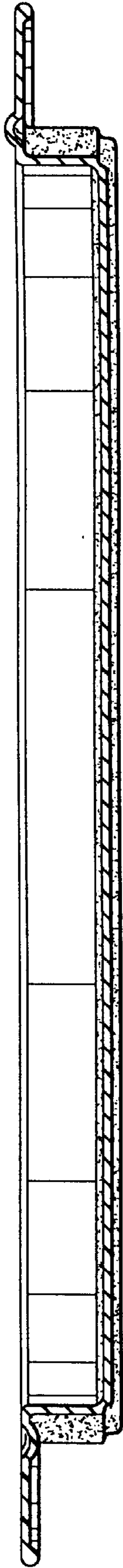


FIG. 9

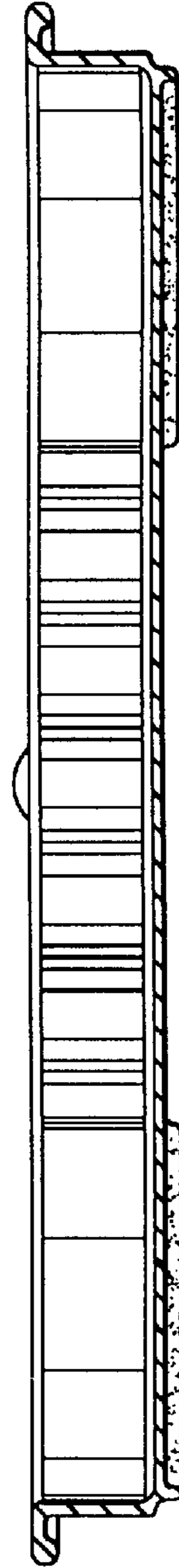


FIG. 10