



US00D408678S

United States Patent [19]

[11] Patent Number: Des. 408,678

Williams et al.

[45] Date of Patent: **Apr. 27, 1999

[54] CASE FOR A MAGNETIC DISK CARTRIDGE

[75] Inventors: **Kristi Williams**, Santa Clara; **Shaun Salisbury**, Alameda, both of Calif.

[73] Assignee: **Iomega Corporation**, Roy, Utah

[**] Term: **14 Years**

[21] Appl. No.: **29/072,279**

[22] Filed: **Jun. 13, 1997**

[51] LOC (6) Cl. **06-04**

[52] U.S. Cl. **D6/632; D6/407**

[58] Field of Search D6/407, 627, 632, D6/629; 206/307, 308.1, 308.3, 387.15, 313

4,881,640	11/1989	Herr et al.	206/313
4,899,875	2/1990	Herr et al.	206/313
4,993,552	2/1991	Bugbey et al.	206/444
5,150,354	9/1992	Iwata et al.	369/291
5,188,230	2/1993	O'Brien et al.	206/312
5,205,405	4/1993	O'Brien et al.	206/310
5,253,751	10/1993	Wipper	206/45.19
5,265,721	11/1993	Castritis	206/308.1
5,417,323	5/1995	Presnick	206/309
5,445,265	8/1995	Herr et al.	206/308.1
5,462,158	10/1995	Kramer	206/307
5,515,967	5/1996	Fitzsimmons et al.	206/307.1
5,549,199	8/1996	Lindsay	206/308.1
5,782,352	7/1998	Senda	206/308.3

OTHER PUBLICATIONS

Laserfile, Inc., "Laserfile® CD, CD-ROM, and CD-R Packaging", 1996, 10 pages.

Primary Examiner—Celia Murphy
Attorney, Agent, or Firm—Woodcock Washburn Kurtz Mackiewicz & Norris LLP

[56] References Cited

U.S. PATENT DOCUMENTS

D. 187,720	4/1960	Ketcham	D6/632
D. 236,554	8/1975	Sands	D6/632
D. 238,401	1/1976	Ackeret	D6/627
D. 262,415	12/1981	Gelardi et al.	D6/627
D. 285,986	10/1986	Huang	D6/627
D. 309,976	8/1990	Ackeret	D6/627
D. 334,467	4/1993	Hata	D6/632
D. 340,575	10/1993	Suwa	D6/632
D. 363,632	10/1995	Ohta	D6/634
D. 363,926	11/1995	Iftikar et al.	D14/114
D. 366,037	1/1996	Kawauchi et al.	D14/114
D. 375,728	11/1996	Nicklos et al.	D14/114
D. 378,518	3/1997	Sumner et al.	D14/114
D. 386,915	12/1997	Shirakami et al.	D6/407
D. 392,836	3/1998	Cheris et al.	D6/632
D. 393,394	4/1998	Roth et al.	D6/632
3,904,259	9/1975	Hoffmann et al.	206/387.15
4,538,729	9/1985	Ackeret	206/307
4,771,883	9/1988	Herr et al.	206/313

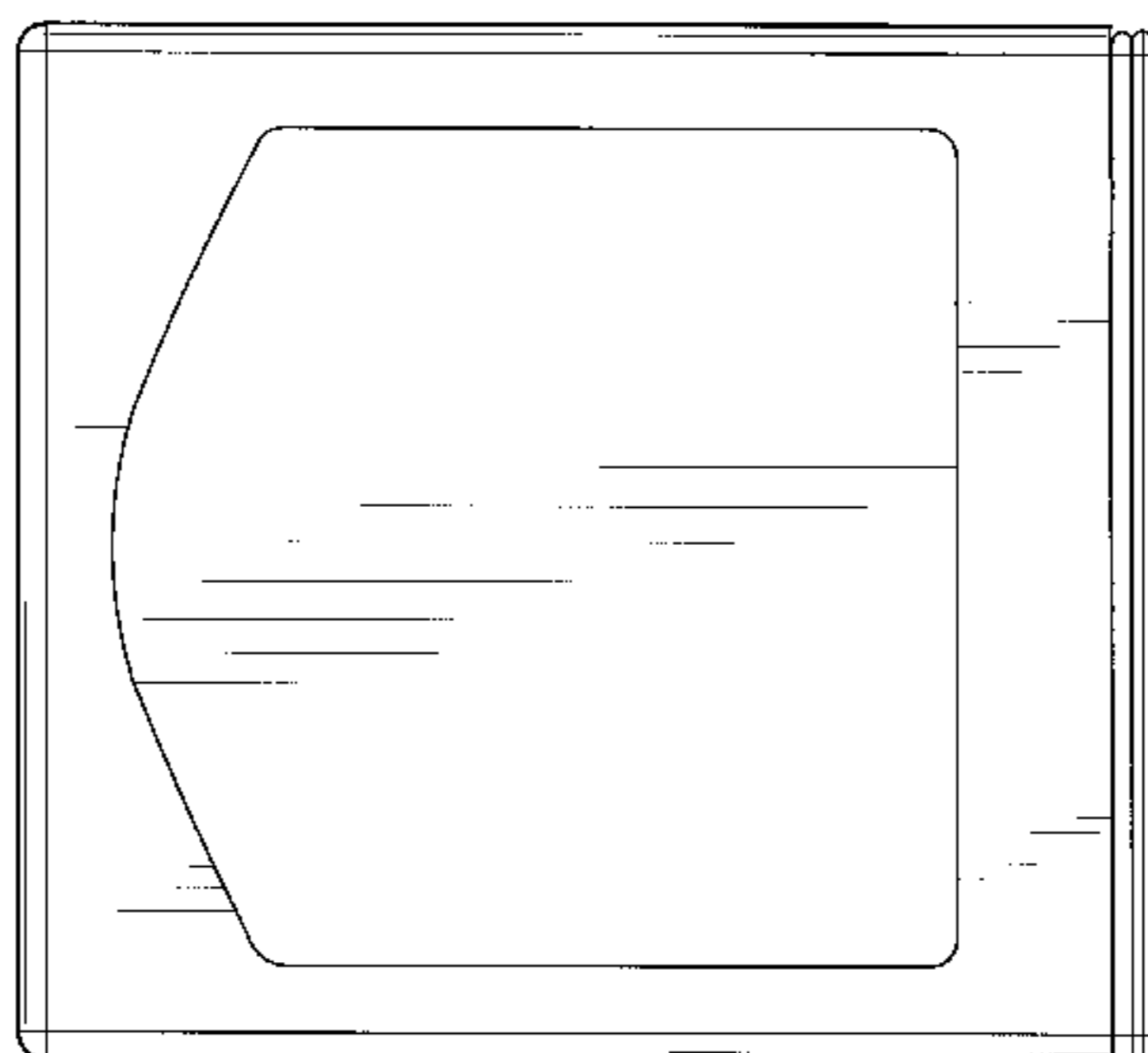
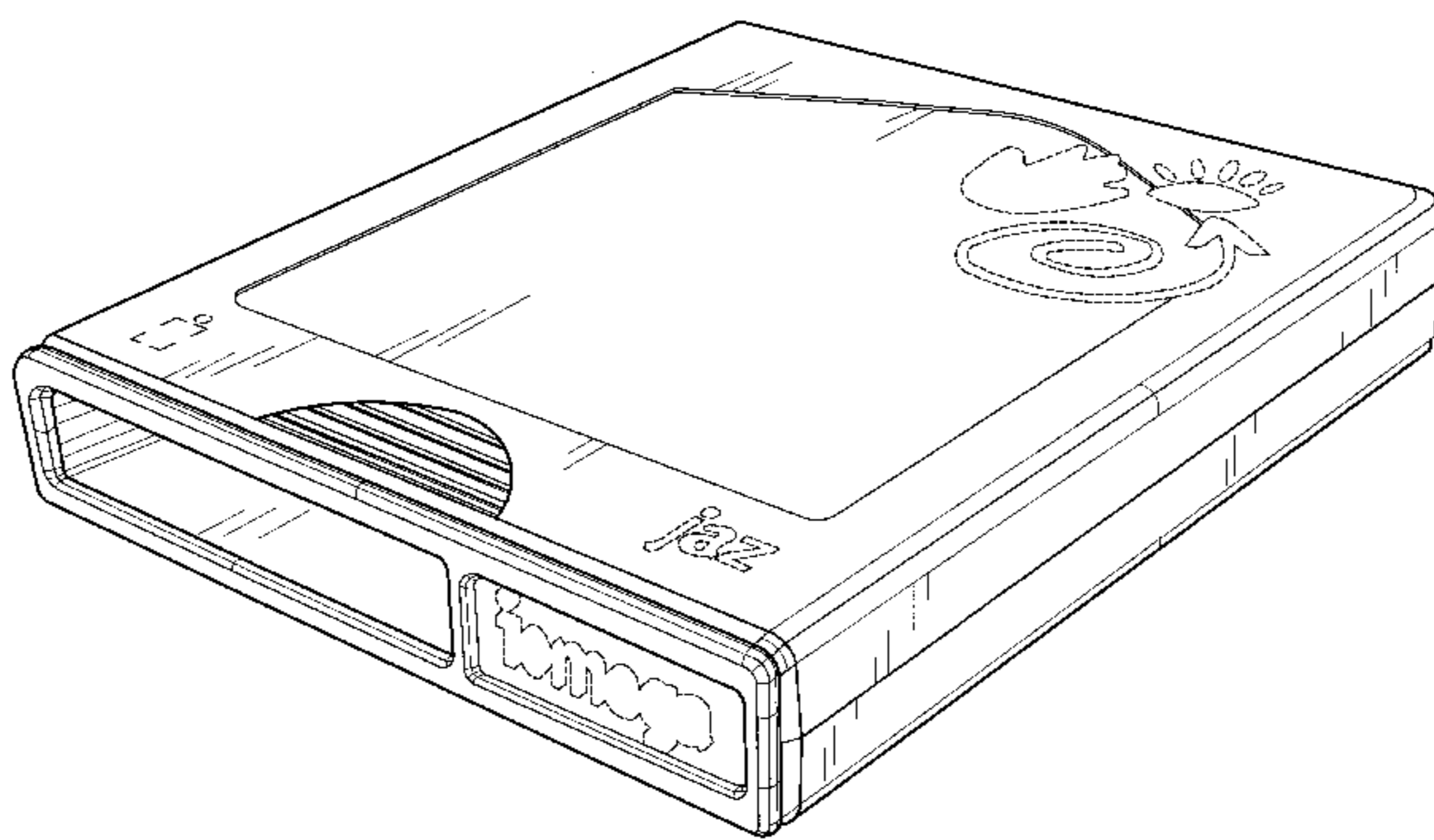
[57] CLAIM

An ornamental design for a case for a magnetic disk cartridge, as shown and described.

DESCRIPTION

FIG. 1 is a perspective view of a case for a magnetic disk cartridge showing our new design; FIG. 2 is a rear elevational view thereof; FIG. 3 is a top plan view thereof; FIG. 4 is a front elevational view thereof; FIG. 5 is a bottom plan view thereof; FIG. 6 is a right side elevational view thereof; and, FIG. 7 is a left side elevational view thereof. The broken line(s) shown in FIGS. 1, 3, and 4 which define the bounds of the claimed design form no part thereof.

1 Claim, 3 Drawing Sheets



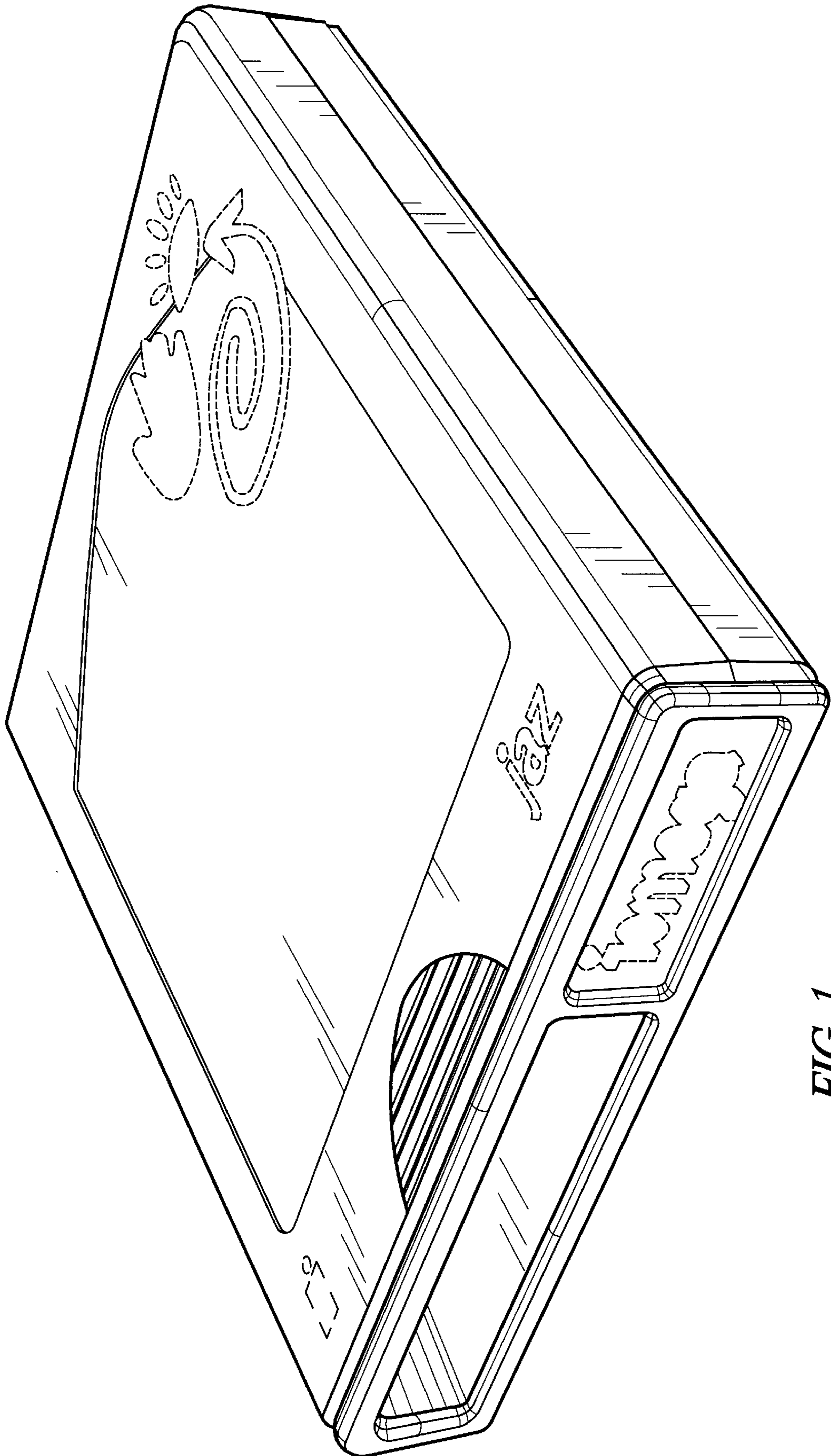


FIG. 1




FIG. 2

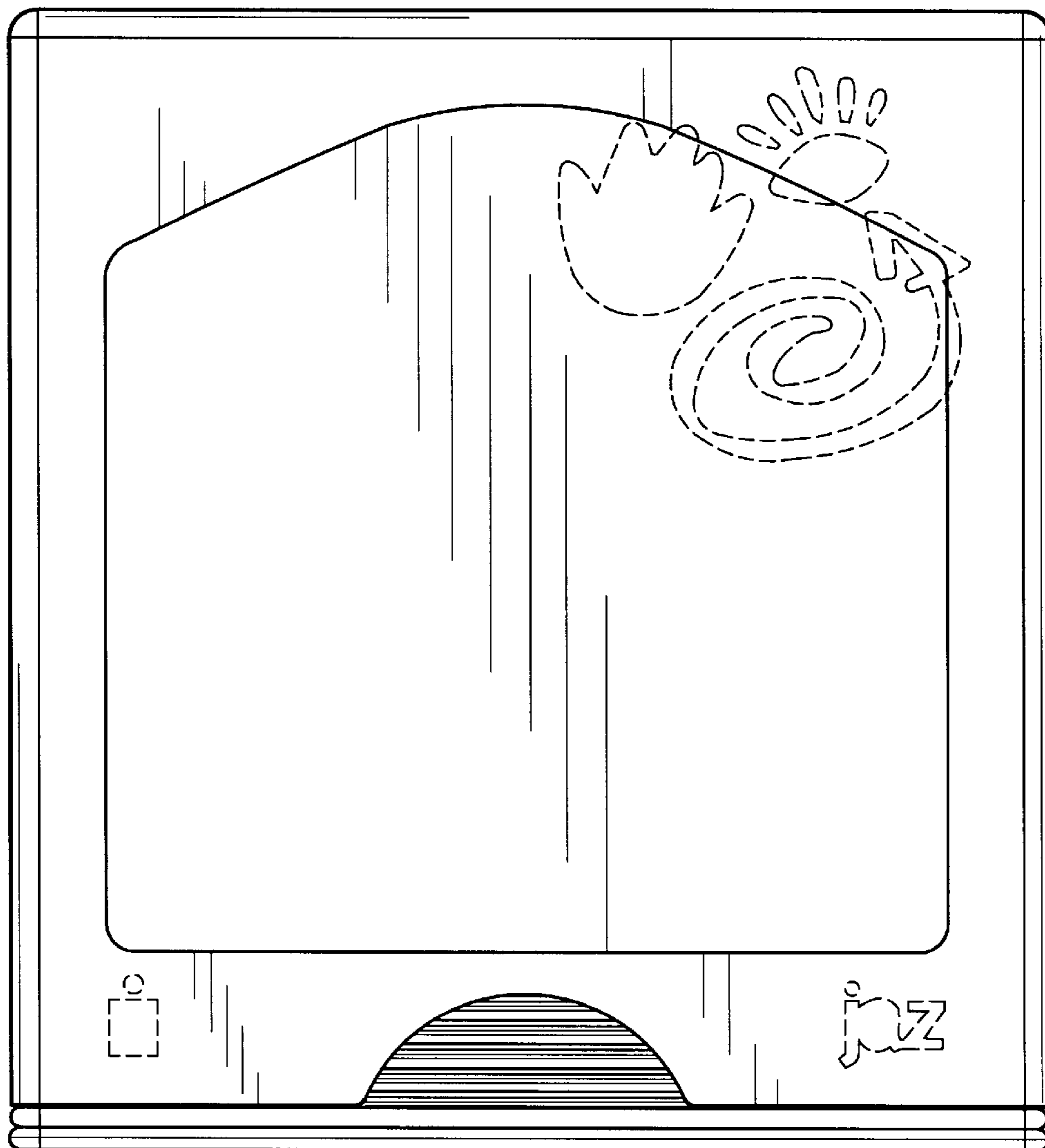


FIG. 3




FIG. 4

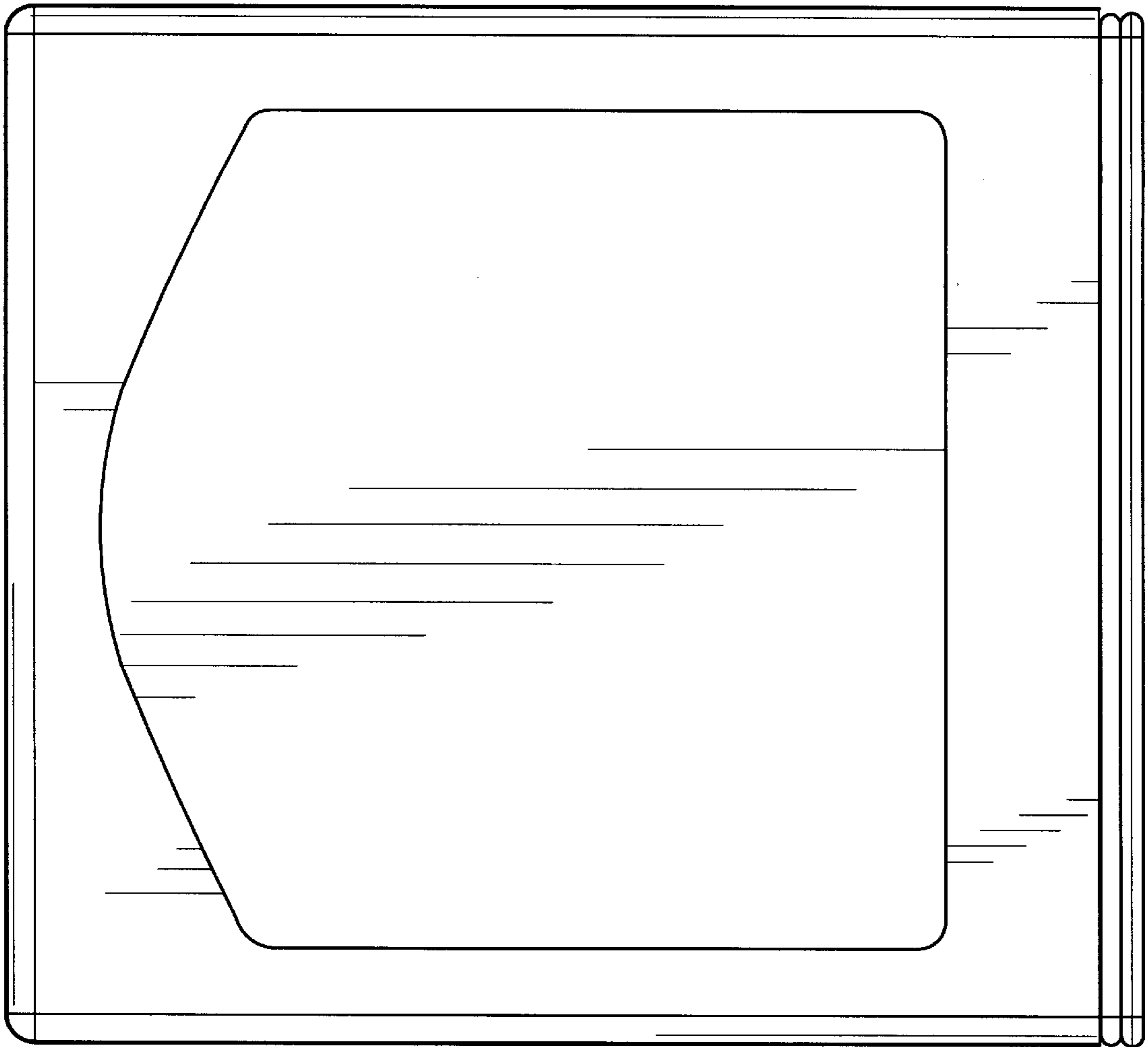


FIG. 5




FIG. 6




FIG. 7