

US00D408649S

United States Patent [19]

Bucklitzsch et al.

[11] Patent Number: **Des. 408,649**

[45] Date of Patent: ****Apr. 27, 1999**

[54] **LAP TRAY**

[76] Inventors: **Erik Bucklitzsch**, P.O. Box 844,
Normal, Ill. 61761; **Shane Thomison**,
3304 N. Kentwood Ct., Peoria, Ill.
61604

[**] Term: **14 Years**

[21] Appl. No.: **29/061,436**

[22] Filed: **Oct. 21, 1996**

[51] **LOC (6) Cl.** **07-01**

[52] **U.S. Cl.** **D6/406; D7/698**

[58] **Field of Search** D6/406, 420, 511,
D6/419; D12/415, 416, 133, 128; D7/698,
553, 550; 297/148; 108/43, 44; 224/926,
540, 625, 679; D3/229

[56] **References Cited**

U.S. PATENT DOCUMENTS

D. 39,490	9/1908	Van Putten	D6/406
D. 127,480	5/1941	Corcoran	D6/406
130,094	7/1872	White et al.	D6/406 X

D. 137,442	3/1944	Nordby	D6/511
D. 238,038	12/1975	Lo Turco	D6/511
D. 288,513	3/1987	Shelly	D7/555
D. 320,537	10/1991	Sauter et al.	D7/698
D. 331,330	12/1992	Bennett et al.	D6/406
332,942	7/1885	Lance	D6/406 X
D. 343,083	1/1994	Heiman	D6/511
D. 356,009	3/1995	Branch et al.	D7/553
4,915,035	4/1990	Clark et al.	108/44
5,254,007	10/1993	Eagan	108/43 X

Primary Examiner—M. N. Pandozzi
Attorney, Agent, or Firm—Anthony A. Davis

[57] **CLAIM**

The ornamental design for a lap tray, as shown.

DESCRIPTION

FIG. 1 is a front elevational view of a lap tray showing my new design;
FIG. 2 is a top plan view thereof;
FIG. 3 is a rear elevational view thereof;
FIG. 4 is a bottom plan view thereof; and,
FIG. 5 is a side elevational view thereof.

1 Claim, 5 Drawing Sheets

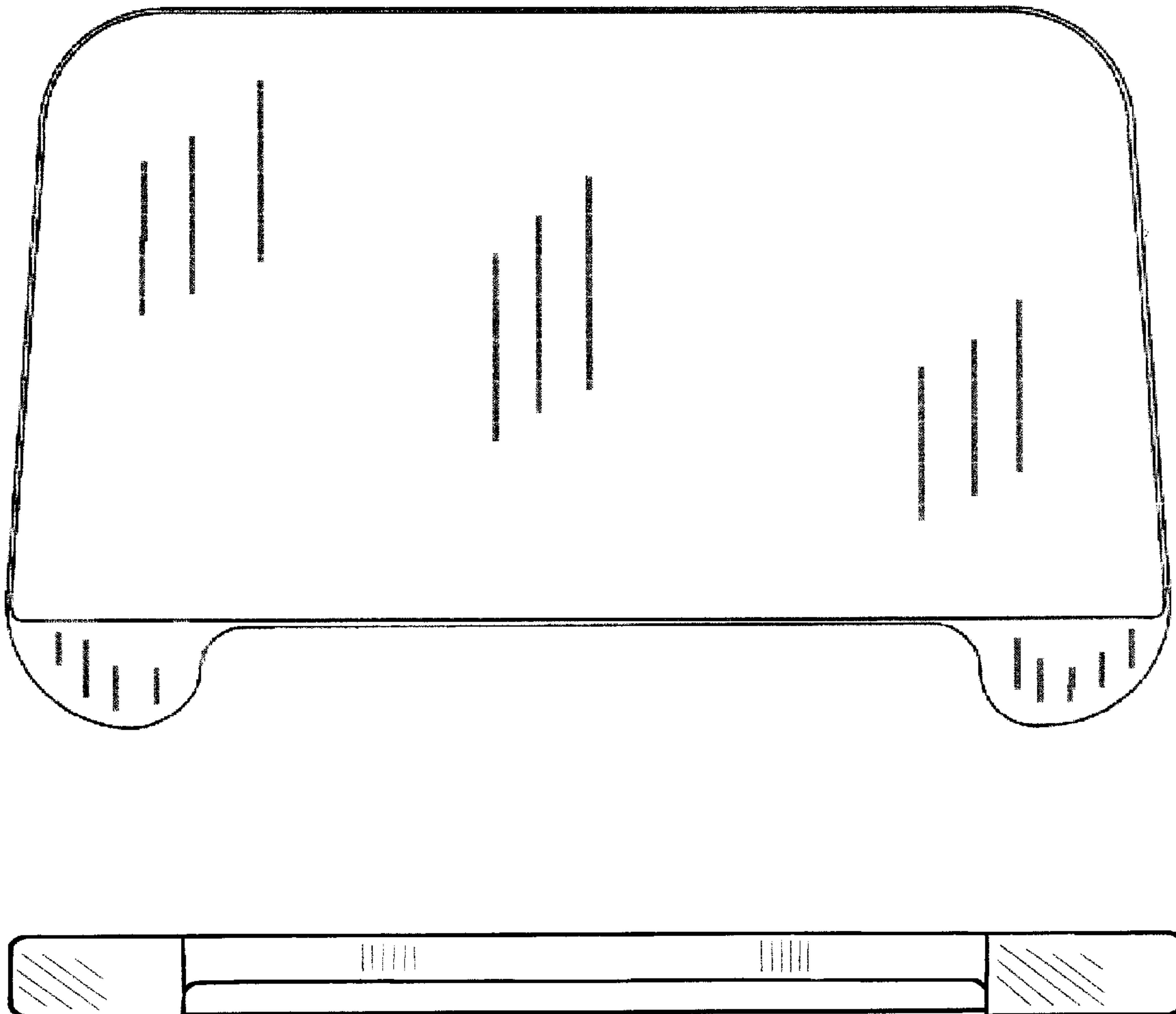


Fig. 1



Fig. 2

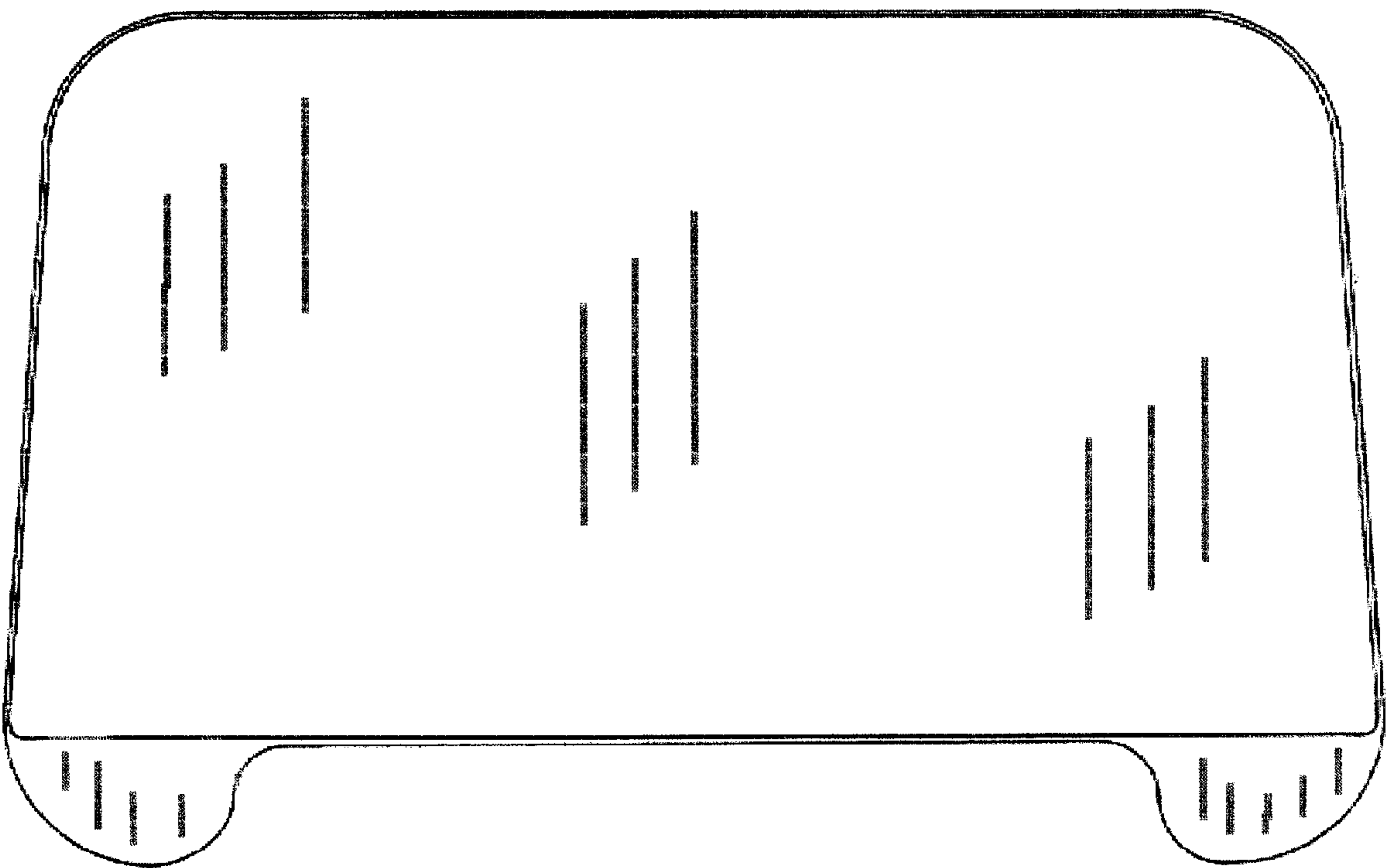


Fig. 3




Fig. 4




Fig. 5

