



US00D408629S

United States Patent [19]
Cortez

[11] **Patent Number: Des. 408,629**

[45] **Date of Patent: **Apr. 27, 1999**

[54] **EYEGGLASS HOLDER**

[76] Inventor: **Jeffrey M. Cortez**, 14 W. Briarwood Dr., Streamwood, Ill. 60107

[**] Term: **14 Years**

[21] Appl. No.: **29/090,144**

[22] Filed: **Jun. 29, 1998**

[51] **LOC (6) Cl.** **03-01**

[52] **U.S. Cl.** **D3/266; D3/263**

[58] **Field of Search** D3/263, 265, 266, D3/208, 211, 237; D16/330, 339; 206/5; 248/902; 446/85

[56] **References Cited**

U.S. PATENT DOCUMENTS

124,078	2/1872	Ostrander	446/85
D. 260,527	9/1981	Englemann	D3/266
D. 372,122	7/1996	Rothenberg	D3/266
1,402,438	1/1922	Nichols	446/85
3,291,429	12/1966	Neanhouse	248/902

4,702,451	10/1987	Salazar, Jr. et al.	248/902
5,100,006	3/1992	Forrester	248/902
5,137,242	8/1992	Reath	248/902

Primary Examiner—Celia Murphy
Attorney, Agent, or Firm—Lloyd L. Zickert

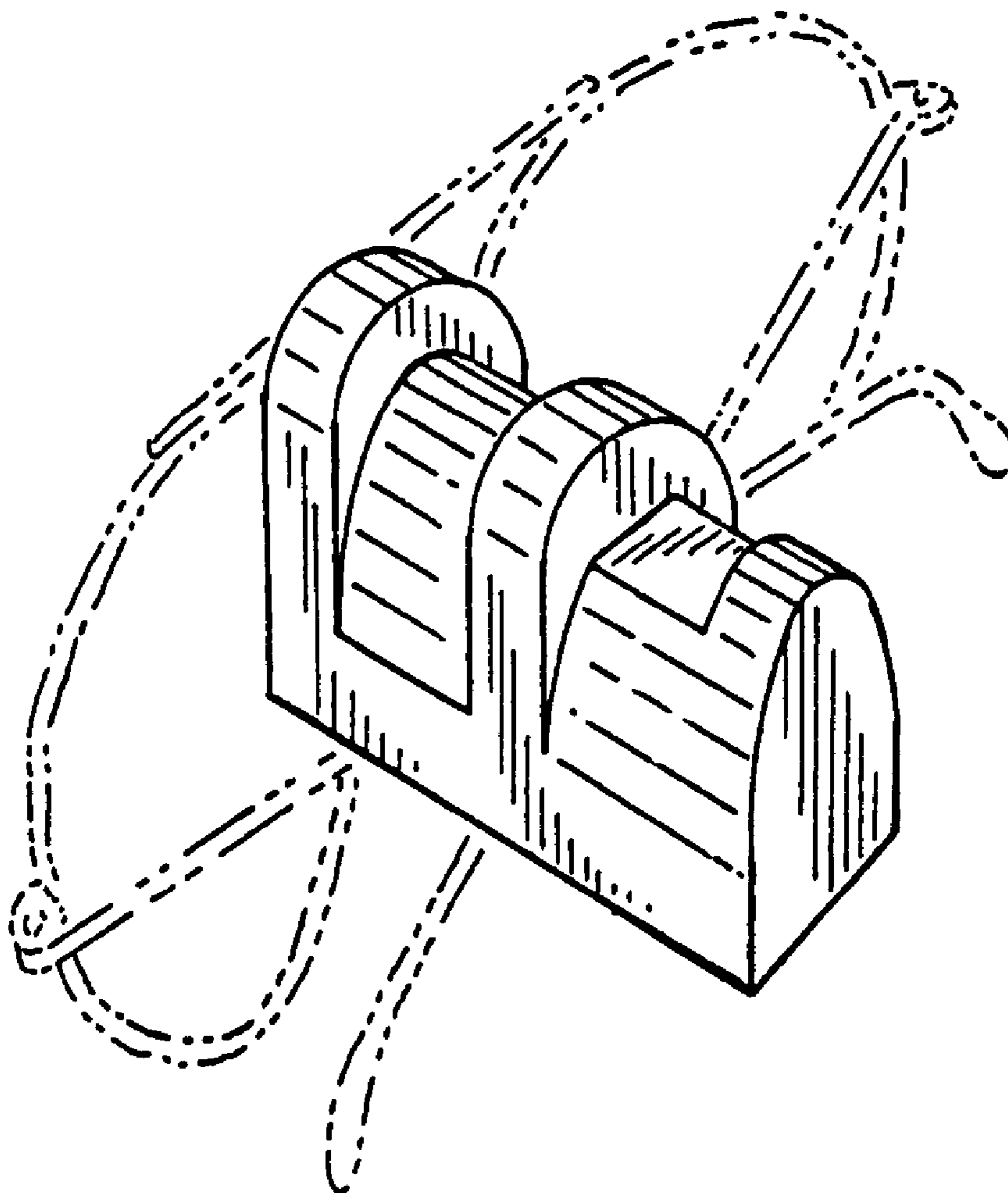
[57] **CLAIM**

The ornamental design for an eyeglass holder, as shown and described.

DESCRIPTION

FIG. 1 is a front and top perspective view of an eyeglass holder showing my new design and showing in phantom the placement of glasses on the holder;
FIG. 2 is a top plan view;
FIG. 3 is a bottom plan view;
FIG. 4 is a side elevational view, the opposite side being a mirror image thereof;
FIG. 5 is an end view; and,
FIG. 6 is the opposite end view.

1 Claim, 1 Drawing Sheet



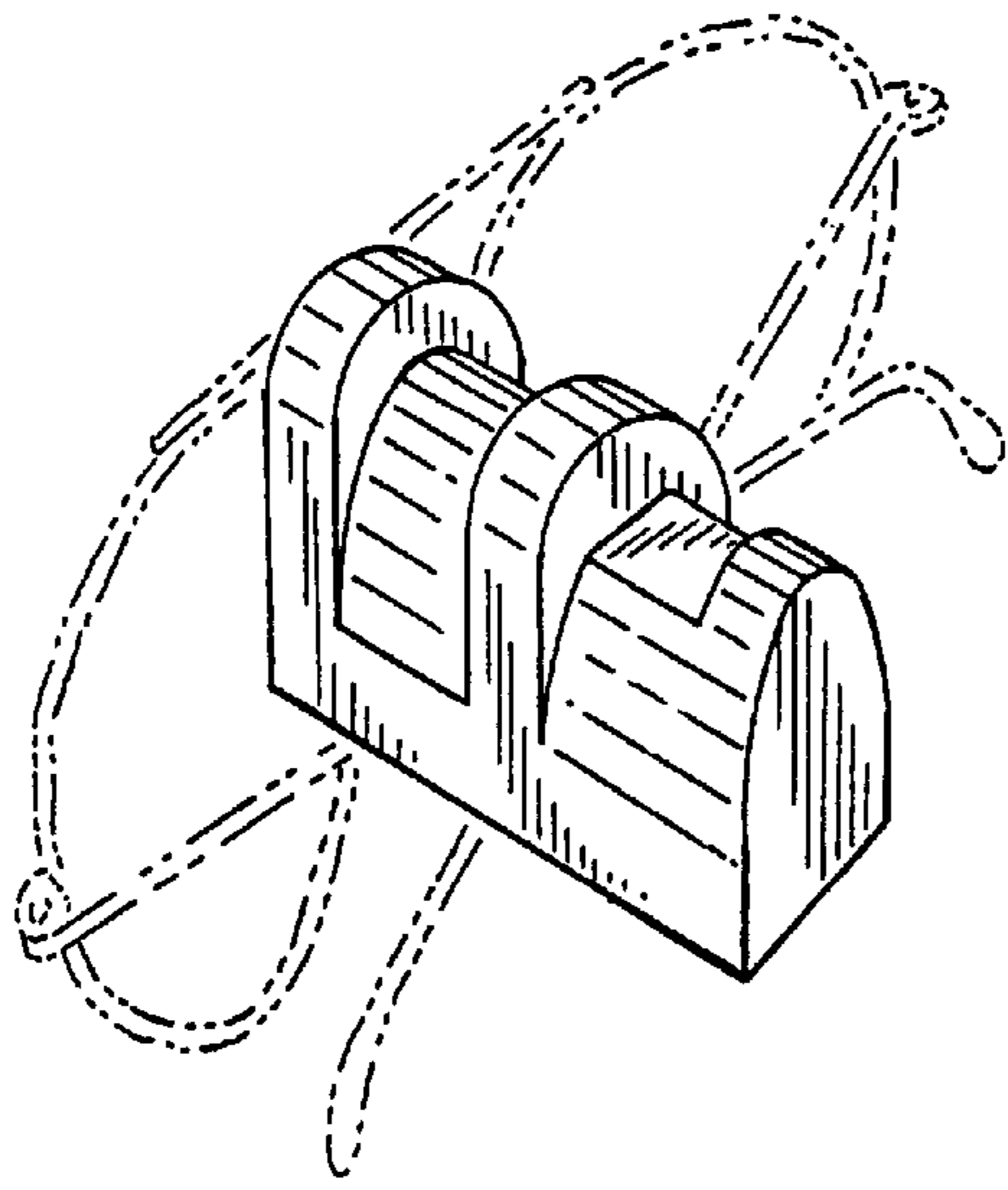


FIG. 1

FIG. 2

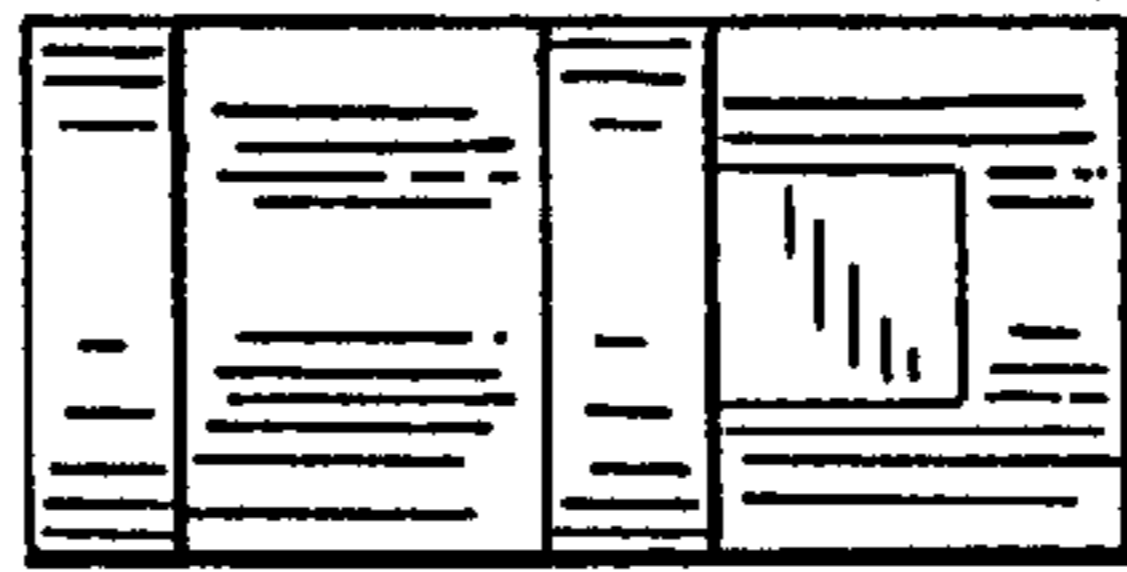


FIG. 5

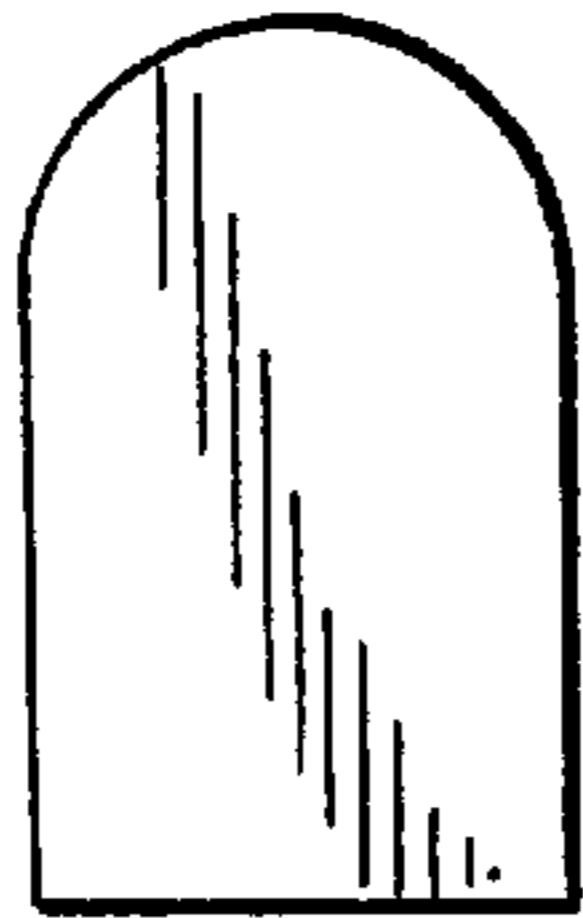


FIG. 4




FIG. 6

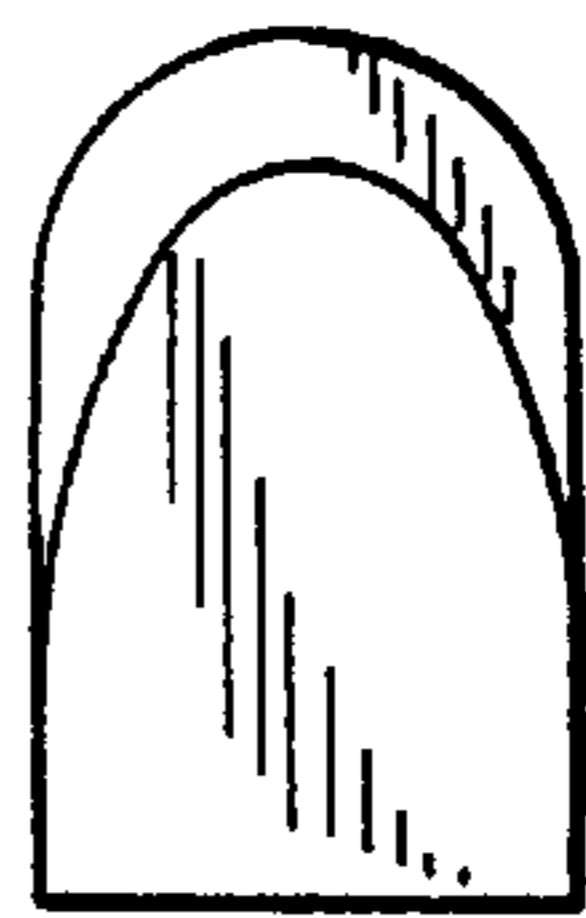


FIG. 3

