



US00D408621S

# United States Patent [19] Kuo

[11] **Patent Number: Des. 408,621**

[45] **Date of Patent: \*\*Apr. 27, 1999**

[54] **PENTAGONAL UMBRELLA SHAFT**

1,220,215 3/1917 Gauss ..... 135/20.3 X  
2,165,967 7/1939 Haupt ..... 135/26  
5,720,311 2/1998 Lin et al. .... 135/25.1

[76] Inventor: **Cheng Miao Ling Kuo**, 8F, No. 39,  
Sau Nien Street, Hsinchu City, Taiwan

[\*\*] Term: **14 Years**

*Primary Examiner*—Louis S. Zarfes  
*Assistant Examiner*—Catherine R. Oliver  
*Attorney, Agent, or Firm*—Rosenberg, Klein & Bilker

[21] Appl. No.: **29/081,965**

[57] **CLAIM**

[22] Filed: **Jan. 12, 1998**

The ornamental design for a pentagonal umbrella shaft, as shown and described.

[51] **LOC (6) Cl.** ..... **03-03**

[52] **U.S. Cl.** ..... **D3/10**

[58] **Field of Search** ..... D3/10, 5, 6, 12;  
135/15.1, 19, 25.1, 25.4, 25.3, 25.41, 42,  
65, 37, 75, 20.3, 26; D27/165; D13/153,  
155

**DESCRIPTION**

FIG. 1 is a perspective view of a pentagonal umbrella shaft showing my new design;  
FIG. 2 is a front elevational view thereof;  
FIG. 3 is a rear elevational view thereof;  
FIG. 4 is a left side elevational view thereof;  
FIG. 5 is a right side elevational view thereof;  
FIG. 6 is a top plan view thereof; and,  
FIG. 7 is a bottom plan view thereof.

[56] **References Cited**

**U.S. PATENT DOCUMENTS**

D. 10,284 10/1877 Kaldenberg ..... D3/10  
D. 304,260 10/1989 Schultes et al. .... D3/10  
989,069 4/1911 Siewert ..... 135/75 X

**1 Claim, 4 Drawing Sheets**



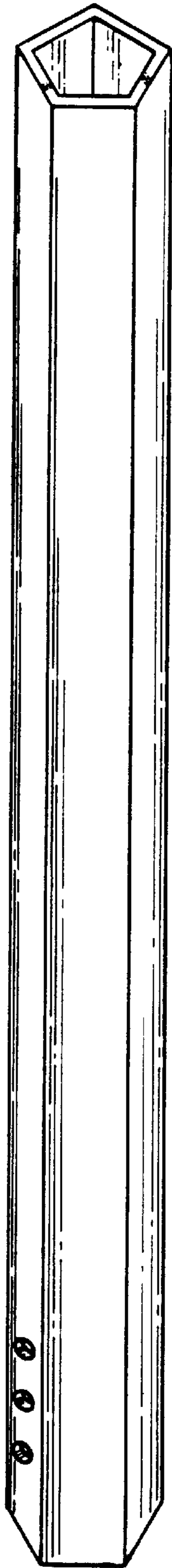


FIG. 1

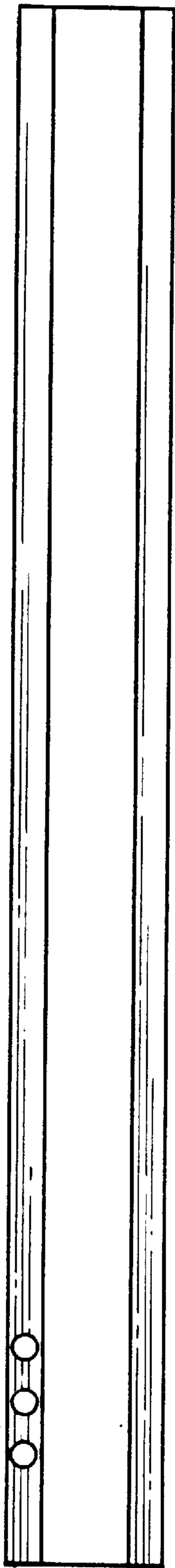


FIG. 2




FIG. 3

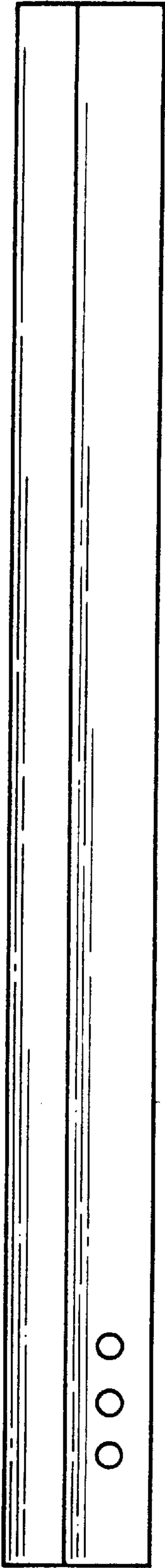


FIG. 4




FIG. 5

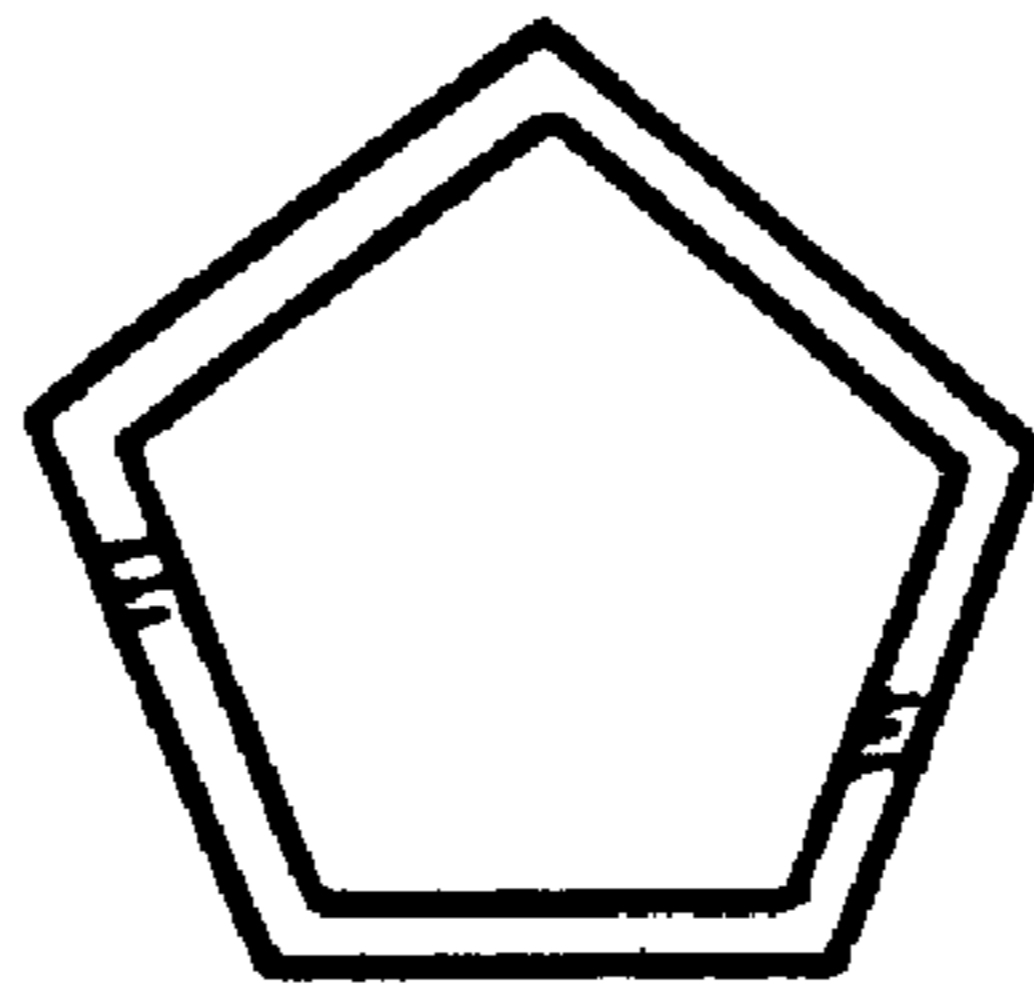


FIG. 6

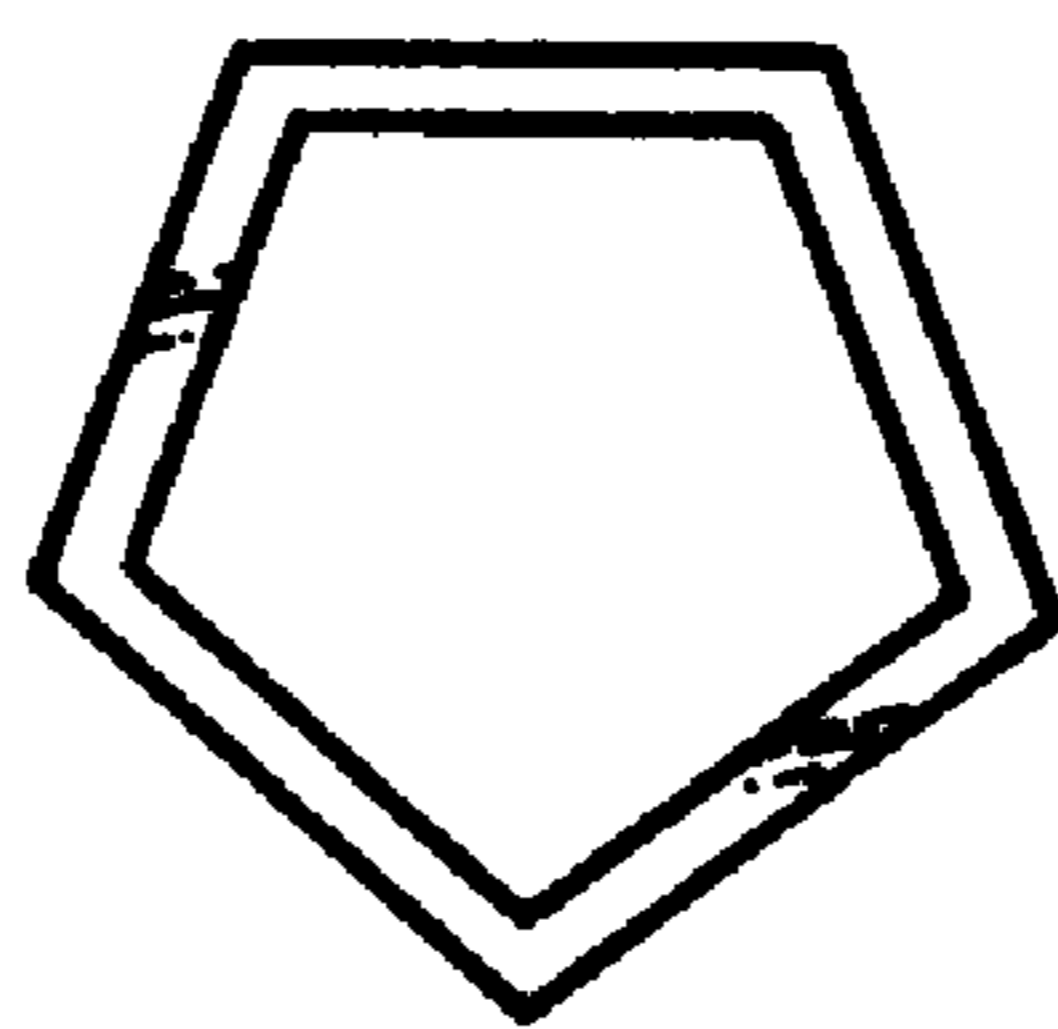


FIG. 7