



US00D408617S

United States Patent [19]

Balbinot et al.

[11] Patent Number: **Des. 408,617**

[45] Date of Patent: ****Apr. 27, 1999**

[54] **EXTERNAL PERIMETRIC BAND FOR SPORT SHOES**

D. 397,847 9/1998 Hudson D2/947

[75] Inventors: **Renzo Balbinot**, Pieve di Soligo; **Valerio Tonel**, Biadene; **Flavio Bacchiega**, Montebelluna, all of Italy

Primary Examiner—Dominic Simone
Attorney, Agent, or Firm—Guido Modiano; Albert Josif

[73] Assignee: **Benetton Sportssystem S.p.A.**, Treviso, Italy

[57] **CLAIM**

The ornamental design for the external perimetric band for sport shoes, as shown and described.

[**] Term: **14 Years**

DESCRIPTION

[21] Appl. No.: **29/082,512**

FIG. 1 is a perspective front view of the external perimetric band, showing our design;

[22] Filed: **Jan. 23, 1998**

FIG. 2 is a side view thereof, taken from one side, showing our new design;

[30] **Foreign Application Priority Data**

Jul. 25, 1997 [XH] Hague Agreement DM/040 899

FIG. 3 is a side view thereof, taken from the other side, showing our new design;

[51] **LOC (6) Cl.** **02-99**

[52] **U.S. Cl.** **D2/946; D2/904; D2/947; D2/972**

FIG. 4 is a front view thereof, showing our new design;

[58] **Field of Search** D2/904, 946, 947, D2/972; 36/113, 114, 115, 25 R, 32 R, 45

FIG. 5 is a rear view thereof, showing our new design;

FIG. 6 is a view thereof, taken from above, showing our new design; and,

FIG. 7 is a view thereof, taken from below, showing our new design.

[56] **References Cited**

U.S. PATENT DOCUMENTS

D. 379,861 6/1997 Wunsch D2/947

1 Claim, 3 Drawing Sheets





FIG. 1




FIG. 2

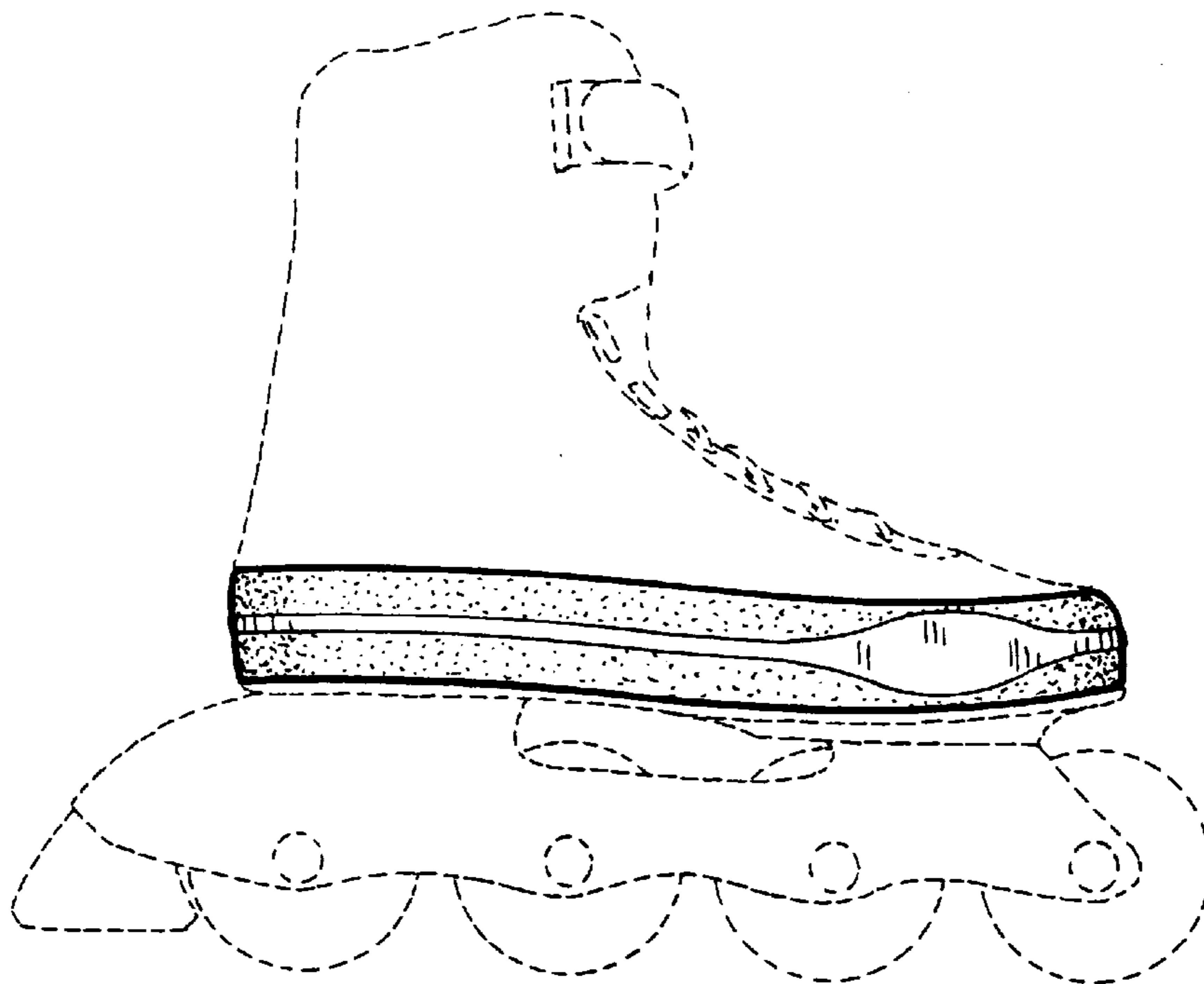


FIG. 3

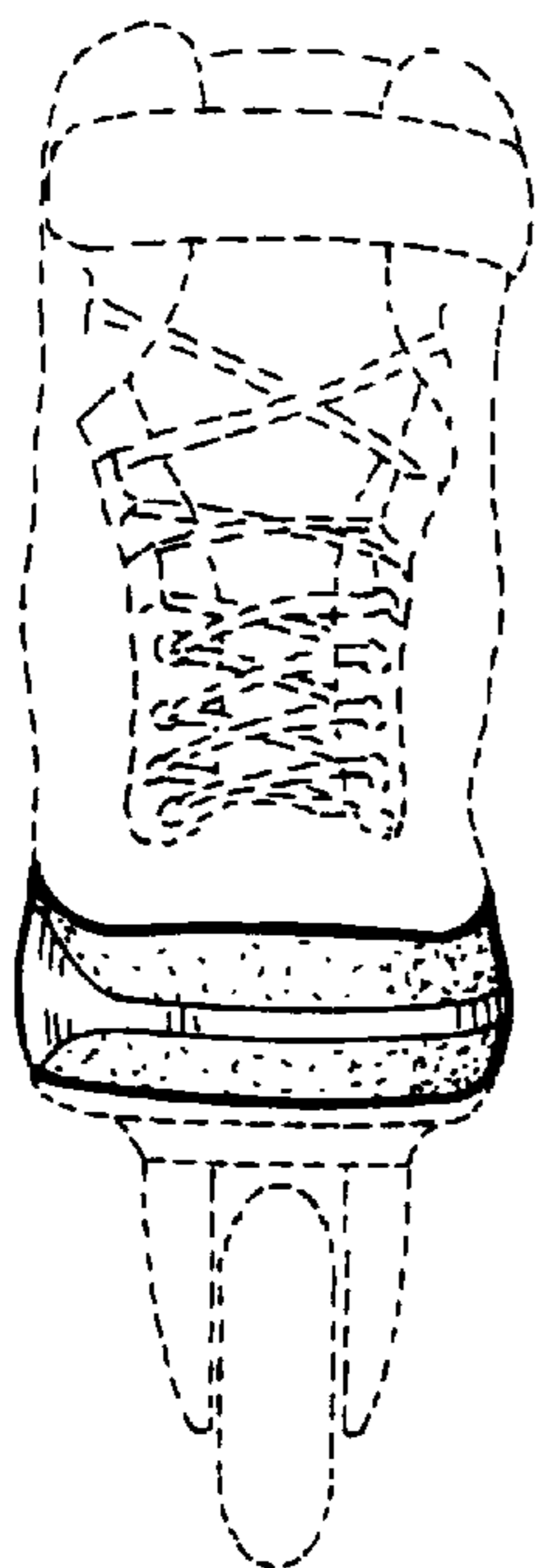


FIG. 4




FIG. 5

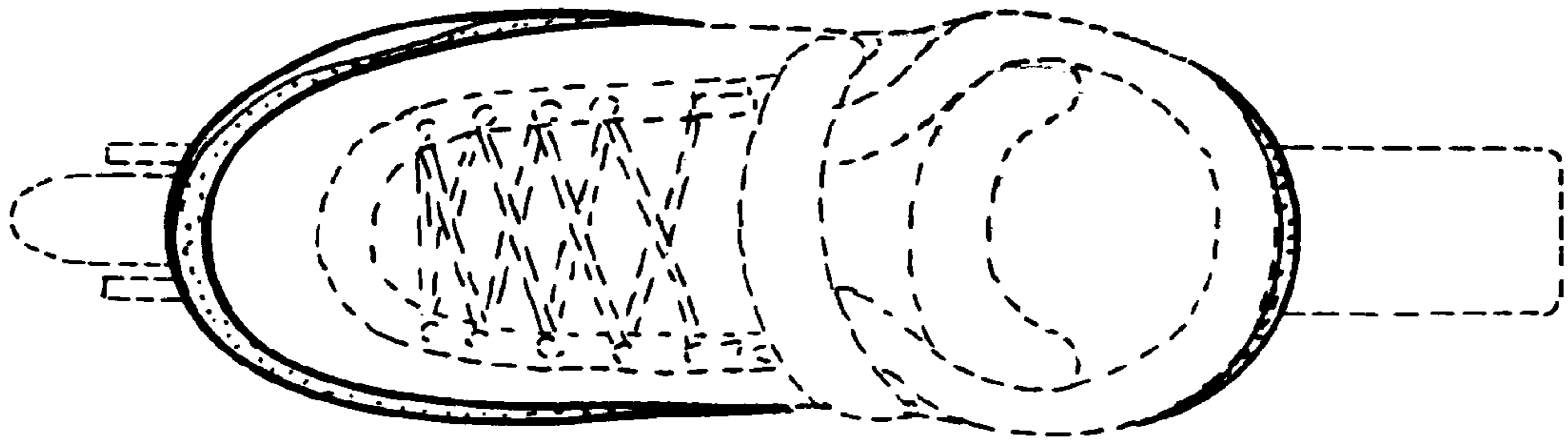


Fig. 6

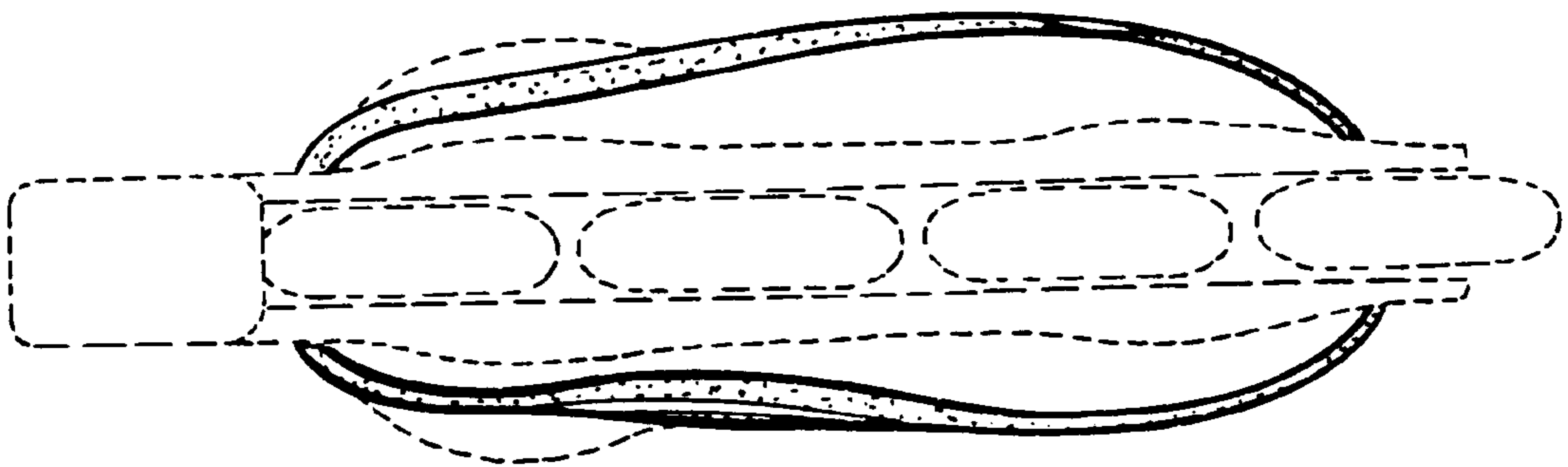


Fig. 7