



US00D408591S

# United States Patent [19]

Litton et al.

[11] Patent Number: Des. 408,591

[45] Date of Patent: \*\*Apr. 20, 1999

## [54] COMPACT CASE

[75] Inventors: **Garfield Litton, Glenrock; Douglas Brian Silady, Edison, both of N.J.**

[73] Assignee: **Revlon Consumer Products Corporation, New York, N.Y.**

[\*\*] Term: 14 Years

[21] Appl. No.: 29/085,233

[22] Filed: Mar. 9, 1998

[51] LOC (6) CL ..... 28-03

[52] U.S. Cl. .... D28/82

[58] Field of Search ..... D28/76-84; 132/293-307; 206/235, 581, 823; 220/DIG. 26

## [56] References Cited

### U.S. PATENT DOCUMENTS

D. 110,813	8/1938	Lewis .....	D9/503
D. 140,877	4/1945	Le Sage .....	D28/79
D. 238,310	12/1975	Kingsford .	
D. 318,346	7/1991	Bakic .	
D. 319,897	9/1991	Bakic .	
D. 335,085	4/1993	Wacker .....	D9/504
D. 339,882	9/1993	Chevassus .....	D28/82
D. 342,808	12/1993	Bakic .	
D. 361,406	8/1995	Desgrippes .....	D28/78
D. 363,569	10/1995	Lai .....	D28/82
D. 367,878	3/1996	Lee et al. ....	D18/17
D. 381,124	7/1997	Blachut .	
1,592,136	7/1926	Davis .	
2,035,831	3/1936	Parkin .....	132/300
2,421,646	6/1947	Pepin .....	132/305
4,589,431	5/1986	Yuhara .	
5,431,176	7/1995	Favre .....	132/295
5,638,838	6/1997	Lombardi .	

## FOREIGN PATENT DOCUMENTS

486349	9/1952	Canada .....	132/293
720861	2/1932	France .....	132/300
660 447	4/1987	Switzerland .	
666592	2/1952	United Kingdom .....	132/307

## OTHER PUBLICATIONS

Bloomington's Order Form, For Paloma Picasso Fragrance Collection, Date Sep. 1, 1996.  
 Hong Kong Enterprises, p. 534, Nov. 1986.  
 Modern Salon, p. 195, Oct. 1988.  
 Beauty Fashion, p. 123, Apr. 1989.  
 Avon Catalog, C-17, p. 32, 1981.  
 Bloomington's Ad, Showing "Shiohido" Compacts Dated Feb. 22, 1996.  
 "Packaging" Sep. 1987, p. 148: Round-Base, Double Wall Jars.  
 "Elli" Sep. 1988, p. 98: jar on left.

*Primary Examiner*—Ted Shooman  
*Assistant Examiner*—C. Tuttle  
*Attorney, Agent, or Firm*—Julie Blackburn

## [57] CLAIM

The ornamental design for a compact case, as shown and described.

## DESCRIPTION

FIG. 1: is a front perspective view of the compact case.  
 FIG. 2: is a rear perspective view of the compact case.  
 FIG. 3: is a top plan view of the compact case.  
 FIG. 4: is a front elevational view of the compact case.  
 FIG. 5: is a rear elevational view of the compact case.  
 FIG. 6: is a right side elevational view of the compact case; and,  
 FIG. 7: is a bottom plan view of the compact case.

1 Claim, 2 Drawing Sheets

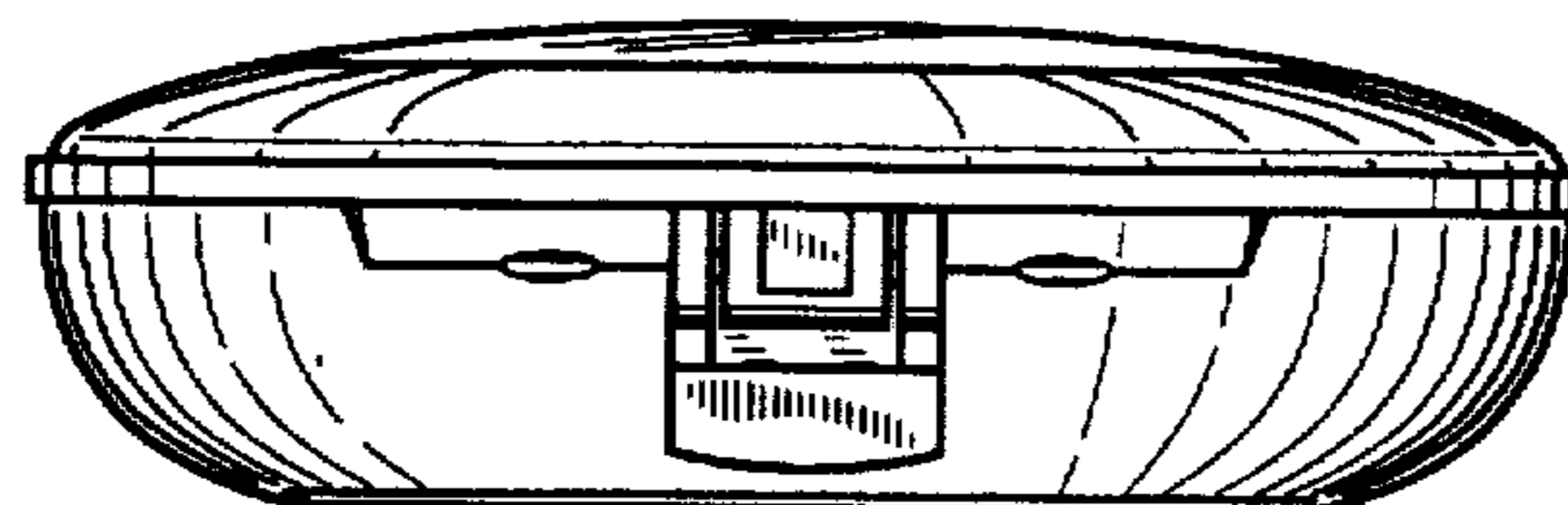
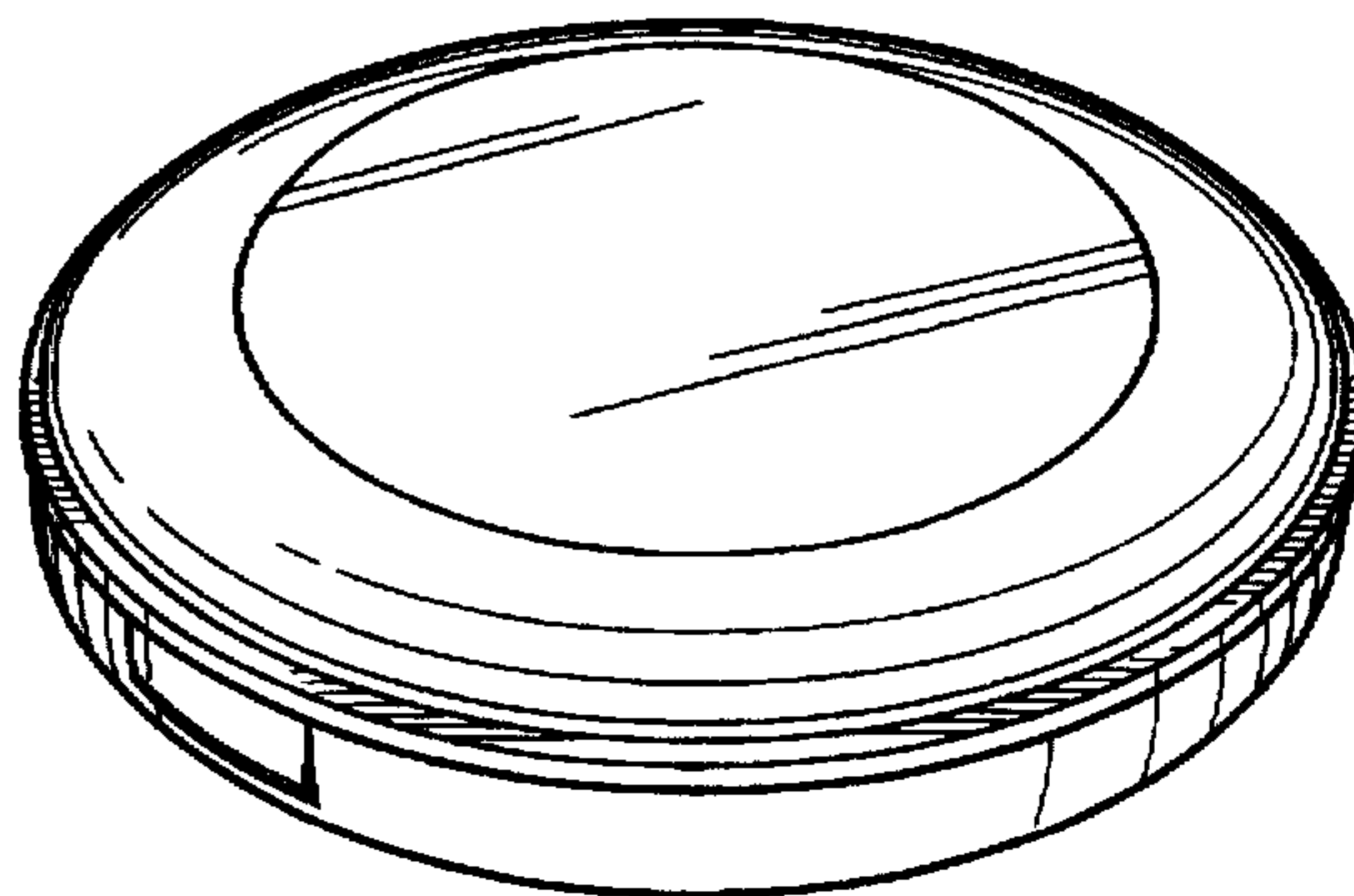


FIG. 1

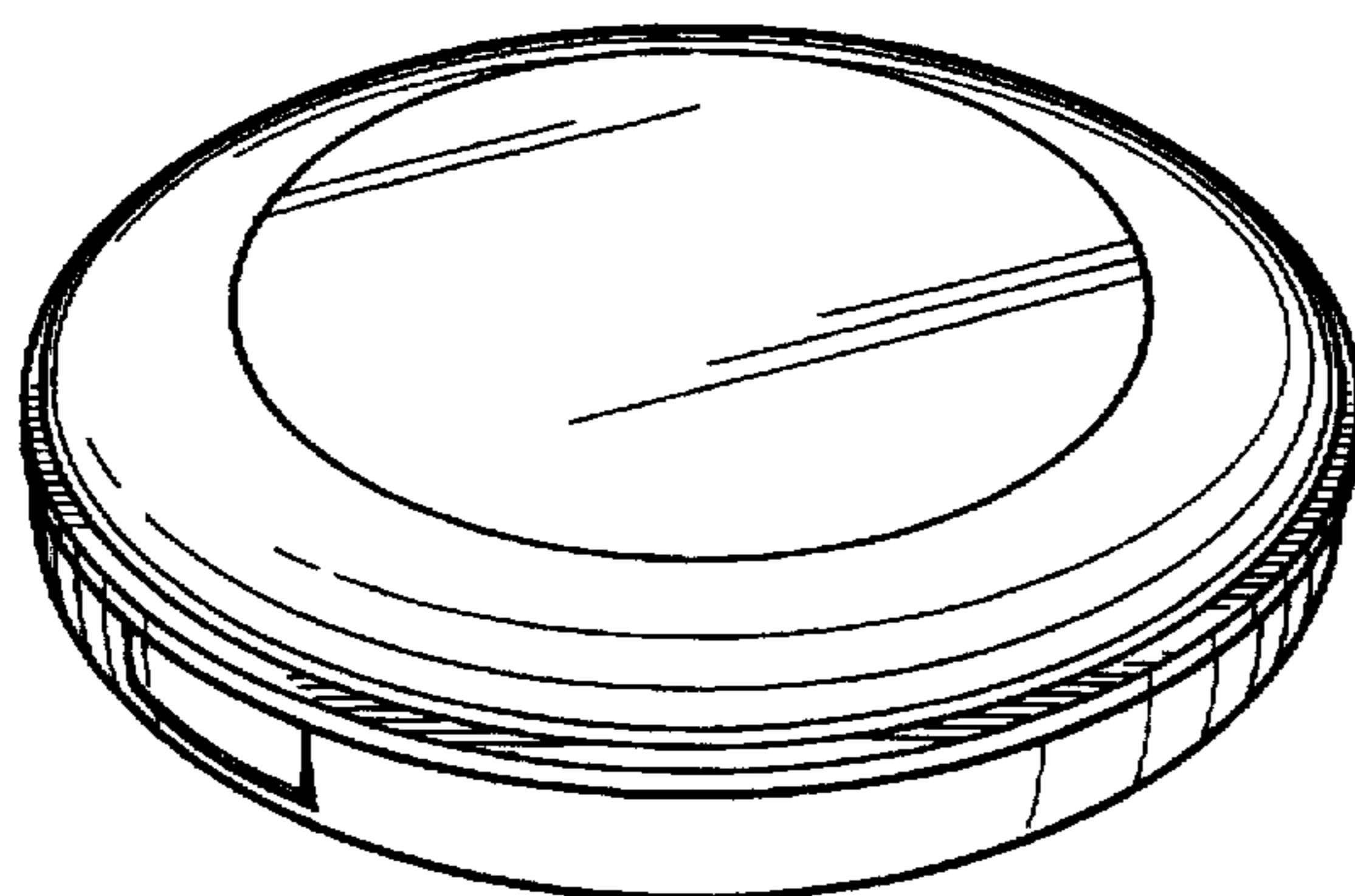


FIG. 2



FIG. 3




FIG. 4

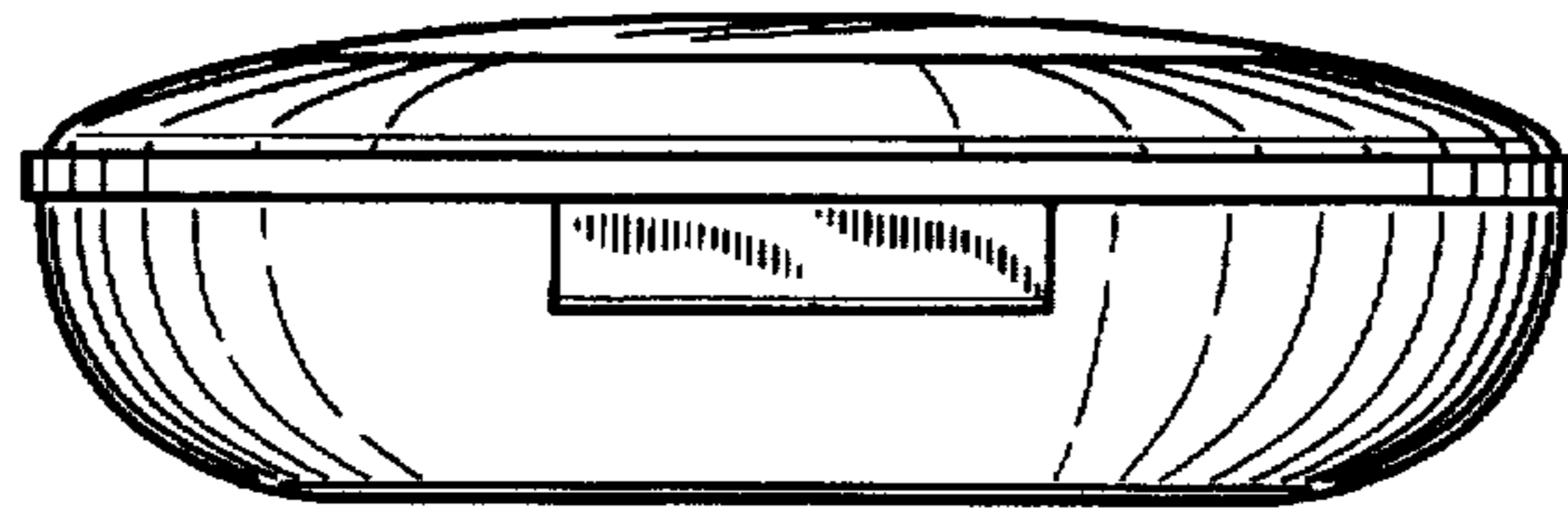


FIG. 5

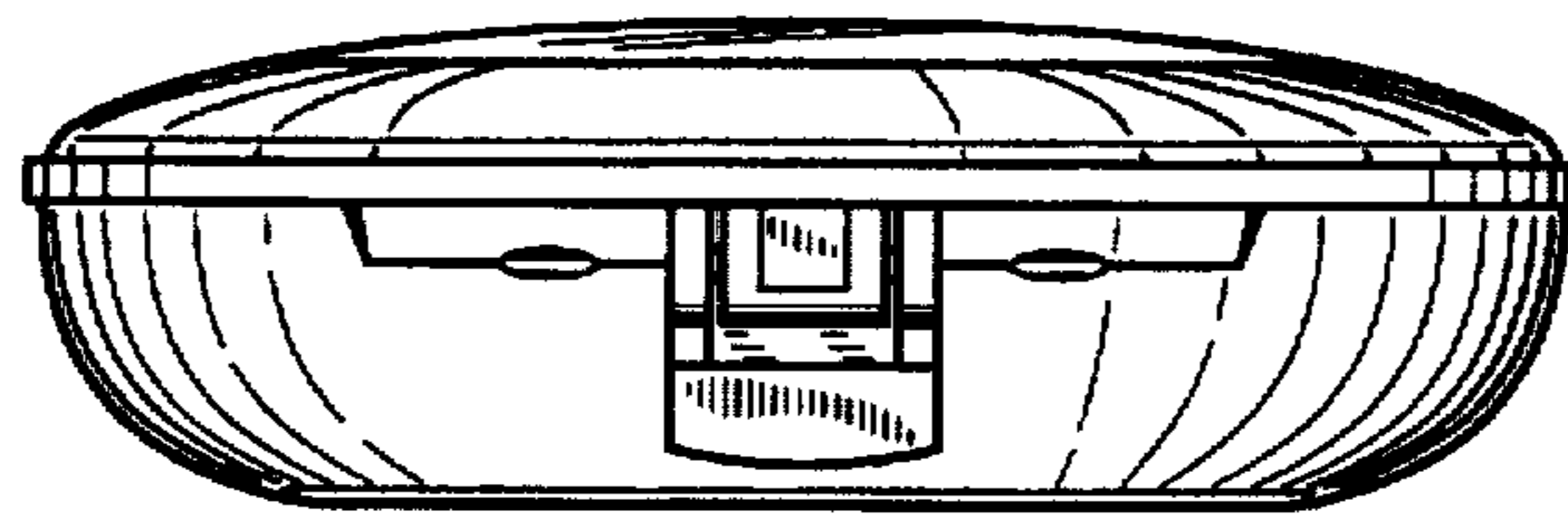


FIG. 6




FIG. 7

