



US00D408588S

United States Patent [19]
Zorovich

[11] **Patent Number: Des. 408,588**
[45] **Date of Patent: **Apr. 20, 1999**

[54] **DISPENSER FOR DENTAL FLOSS AND THE LIKE**

[75] **Inventor: Dan Zorovich, Allentown, N.J.**

[73] **Assignee: McNeil-PPC, Inc., Skillman, N.J.**

[**] **Term: 14 Years**

[21] **Appl. No.: 29/085,211**

[22] **Filed: Mar. 18, 1998**

[51] **LOC (6) Cl. 28-03**

[52] **U.S. Cl. D28/66**

[58] **Field of Search** D28/65-68; D27/188-192;
D9/414, 419, 420, 424, 423, 425, 560,
569, 529; D3/201, 203, 205, 273; D7/600,
601, 612, 615; 132/321-329; 206/63.3,
63.5, 408, 409; 225/33, 42, 44-49, 52,
53, 56, 63, 77, 85

[56] **References Cited**

U.S. PATENT DOCUMENTS

- D. 189,548 1/1961 Gershen D28/66
- D. 192,007 1/1962 Gershen D28/66
- D. 202,856 11/1965 Reitzel D27/189

- D. 205,166 6/1966 Price D9/569 X
- D. 271,431 11/1983 Seelig D28/66
- D. 277,993 3/1985 Sinchok D9/425 X
- D. 311,259 10/1990 Smith D28/67
- 3,246,815 4/1966 Aronson 225/44
- 4,141,519 2/1979 Tarrson et al. 132/321 X
- 4,286,611 9/1981 Talbot 132/321

Primary Examiner—Ted Shooman

Assistant Examiner—C. Tuttle

Attorney, Agent, or Firm—Lawrence D. Schuler

[57] **CLAIM**

The ornamental design for a dispenser for dental floss and the like, as shown and described.

DESCRIPTION

FIG. 1 is a top, front and left side perspective view of a dispenser showing our new design;
 FIG. 2 is a top plan view thereof;
 FIG. 3 is a front elevational view thereof;
 FIG. 4 is a right side elevational view thereof, the left side elevational view being a mirror image;
 FIG. 5 is a rear elevational view thereof; and,
 FIG. 6 is a bottom plan view thereof.

1 Claim, 3 Drawing Sheets




FIG. 1

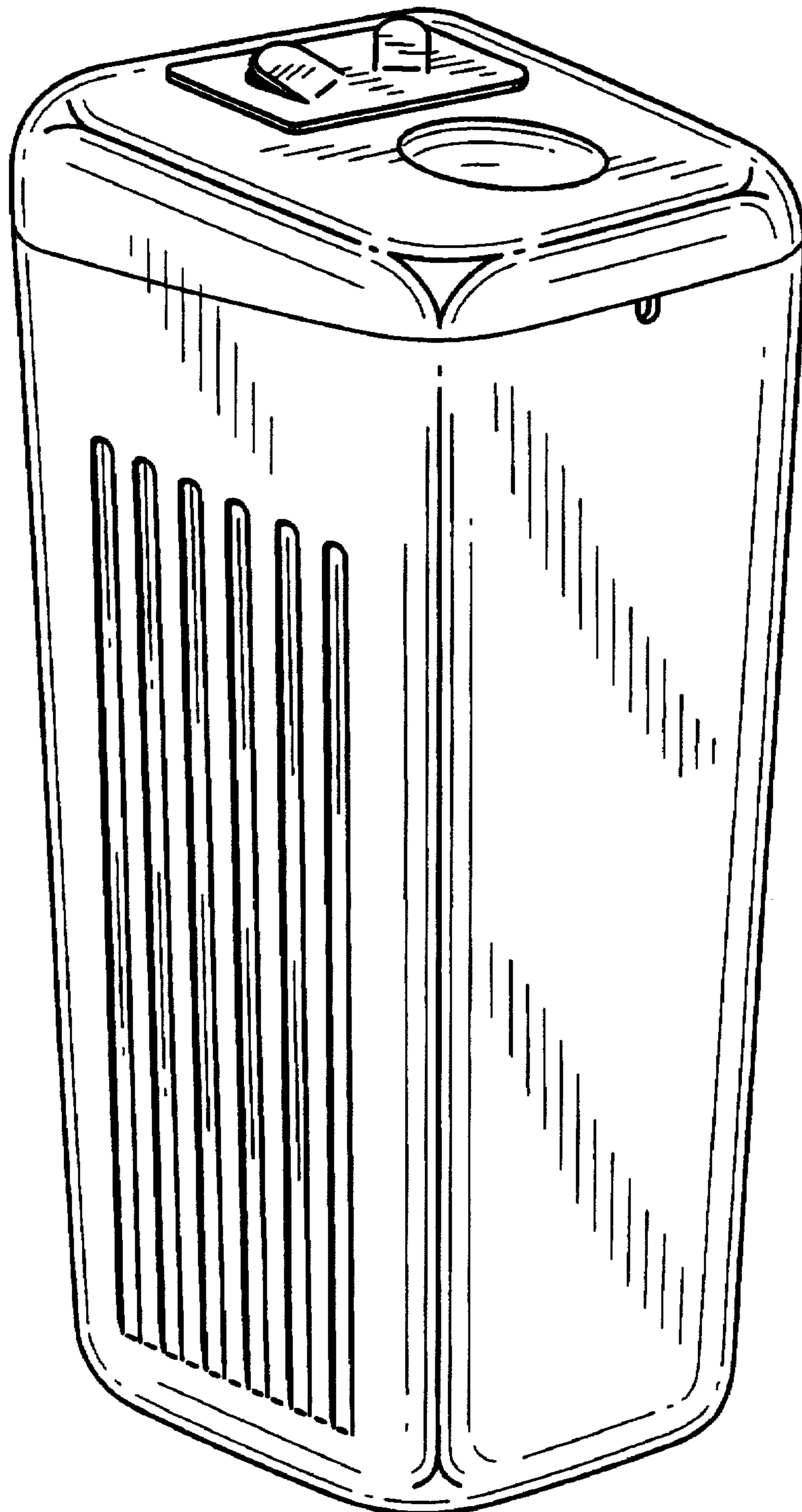


FIG. 2




FIG. 3

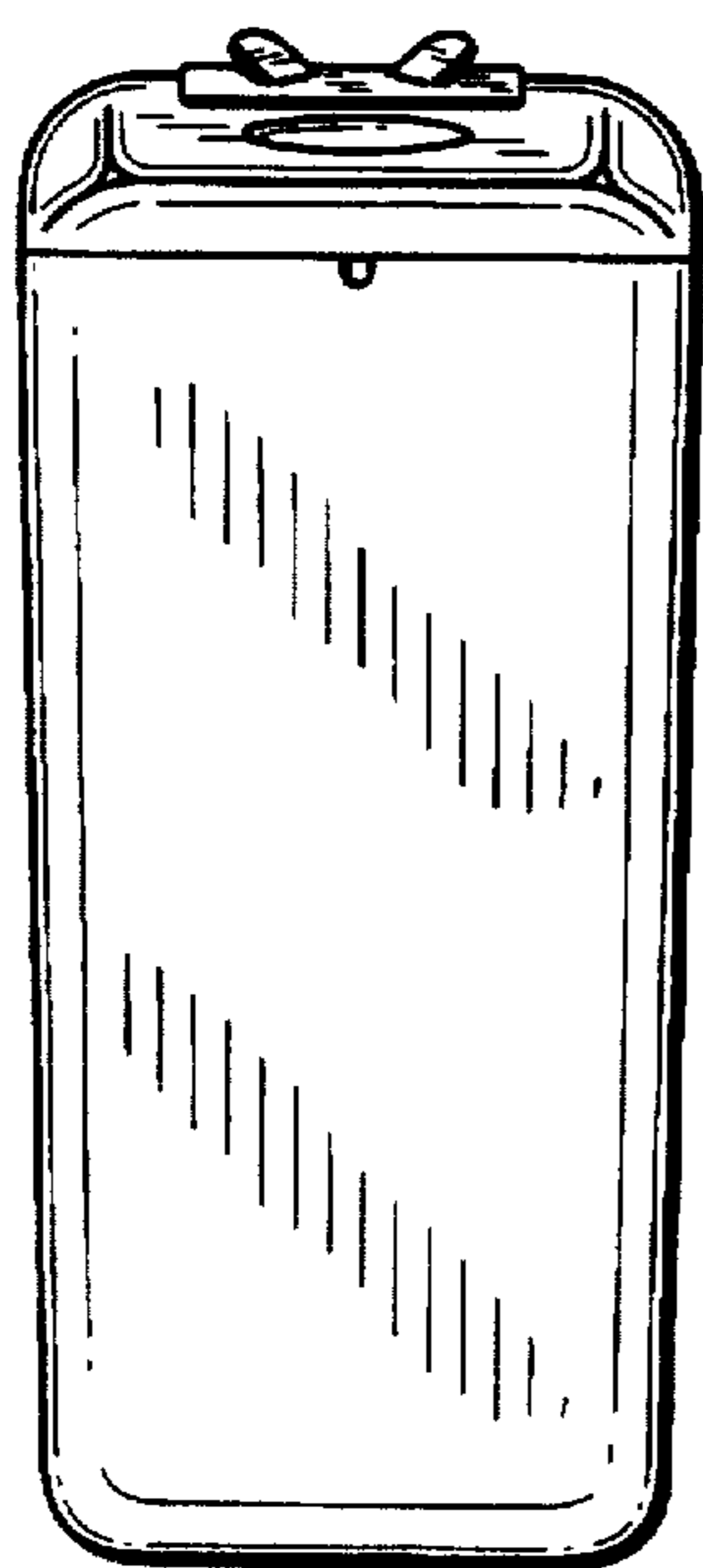


FIG. 4

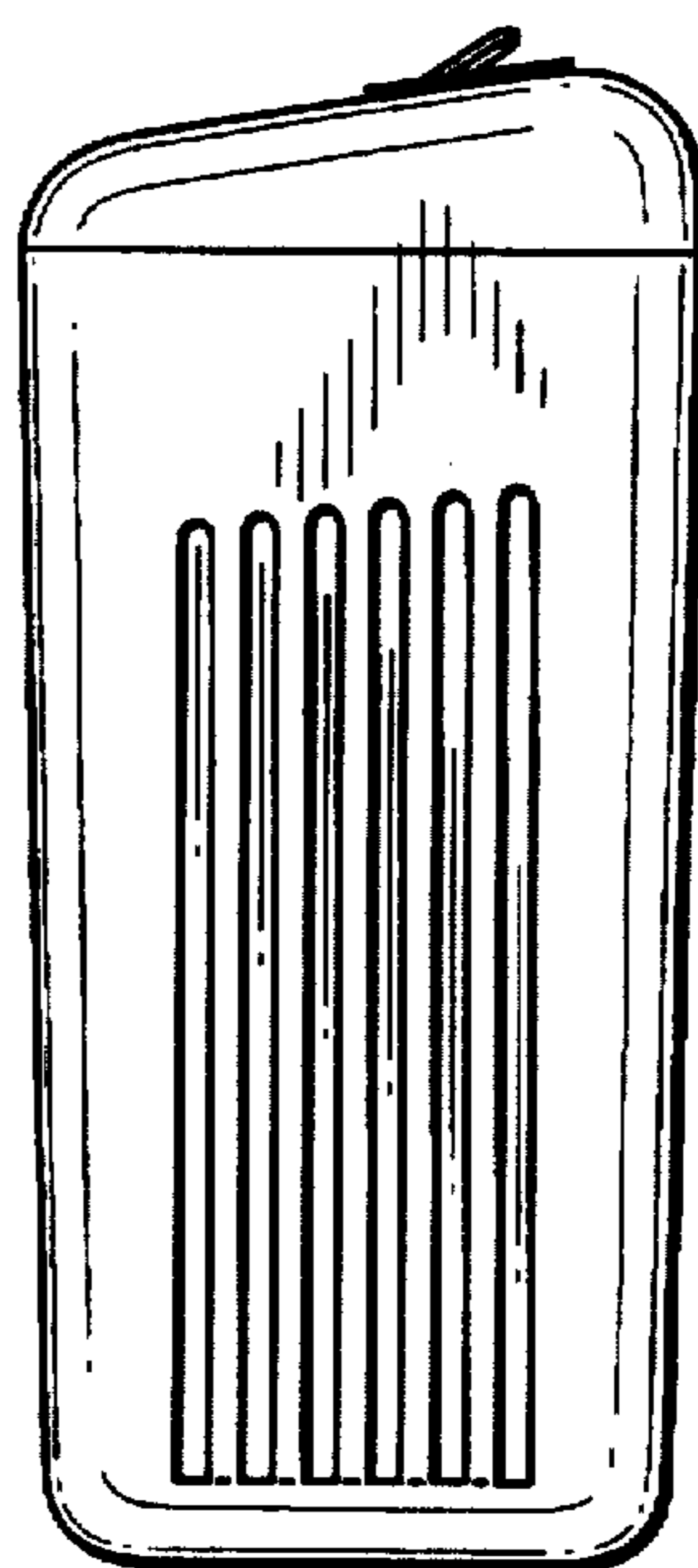


FIG. 5

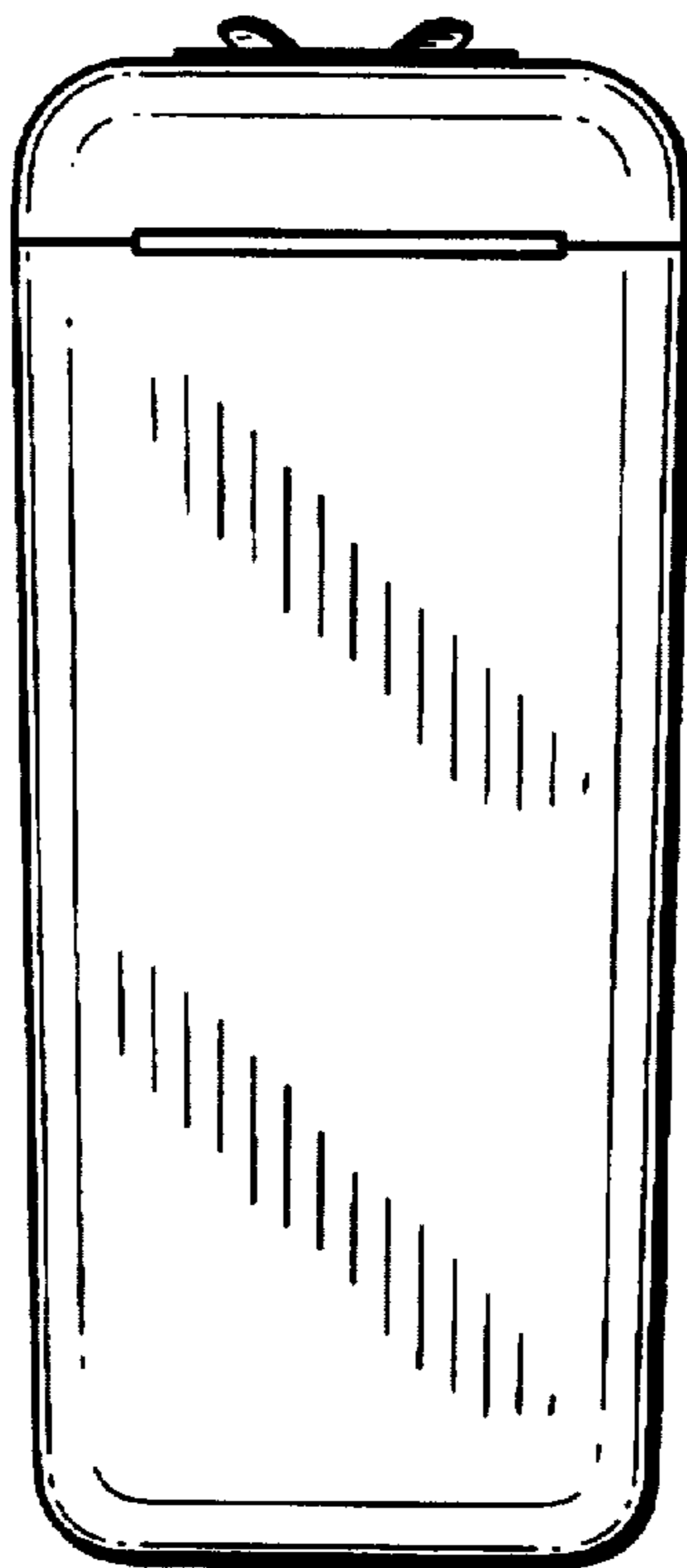


FIG. 6

