



US00D408582S

United States Patent [19] Varn

[11] Patent Number: **Des. 408,582**
[45] Date of Patent: ****Apr. 20, 1999**

[54] **CIGAR HOLDER FOR GOLFERS**
[76] Inventor: **Harold T. Varn, 2335 Farm Bell La., Lawrenceville, Ga. 30244**
[**] Term: **14 Years**
[21] Appl. No.: **29/082,718**
[22] Filed: **Jan. 28, 1998**
[51] LOC (6) Cl. **27-06**
[52] U.S. Cl. **D27/183**
[58] Field of Search 135/118; D27/172, D27/183, 192, 194, 138; D8/388, 395, 396, 356; D6/468; 248/87, 156; 131/257, 258, 259; 40/658, 647, 660; D21/793

5,524,309 6/1996 La Barbera 135/118

Primary Examiner—Susan J. Lucas
Assistant Examiner—Jennifer Rivard
Attorney, Agent, or Firm—Zarley, McKee, Thomte, Voorhees & Sease

[57] CLAIM

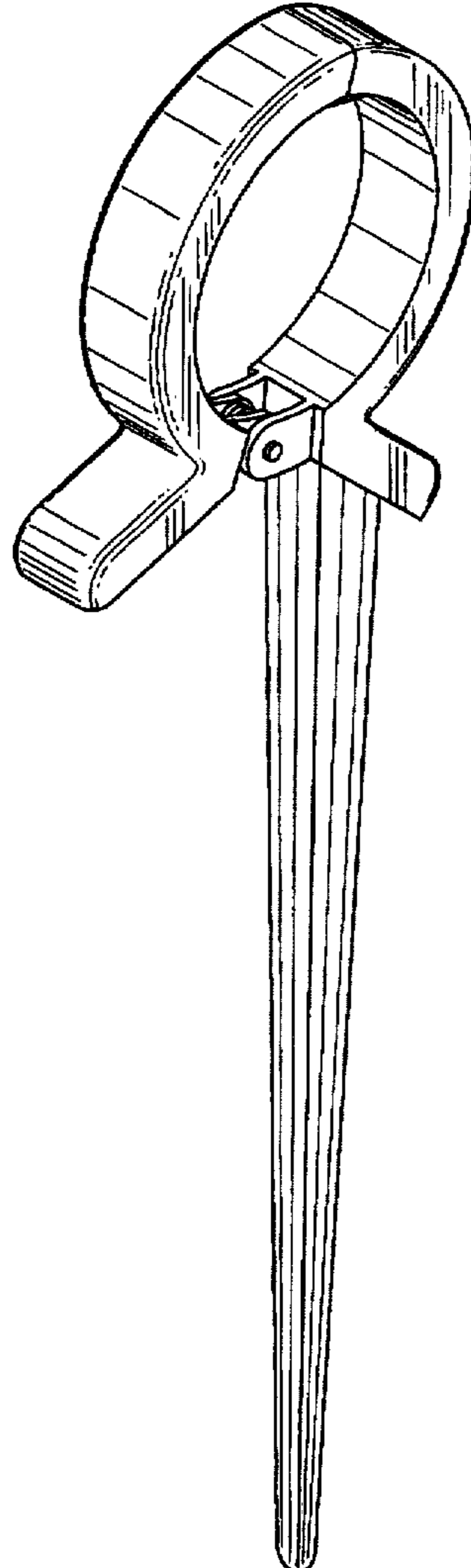
I claim the ornamental design for a cigar holder for golfers, as shown.

DESCRIPTION

FIG. 1 is a perspective view of a cigar holder for golfers showing my new design;
FIG. 2 is a front elevational view which is a mirror image of the rear elevational view;
FIG. 3 is a side elevational view as seen from the righthand side of FIG. 2;
FIG. 4 is a side elevational view as seen from the lefthand side of FIG. 2;
FIG. 5 is a top plan view thereof; and,
FIG. 6 is a bottom plan view thereof.

[56] **References Cited**
U.S. PATENT DOCUMENTS
D. 299,006 12/1988 Mednick D8/388
1,610,259 12/1926 Clark 248/87 X
2,657,096 10/1953 Holmes 248/87 X
3,017,890 1/1962 Nelson 131/259
3,473,770 10/1969 Edgerton 248/156 X

1 Claim, 1 Drawing Sheet



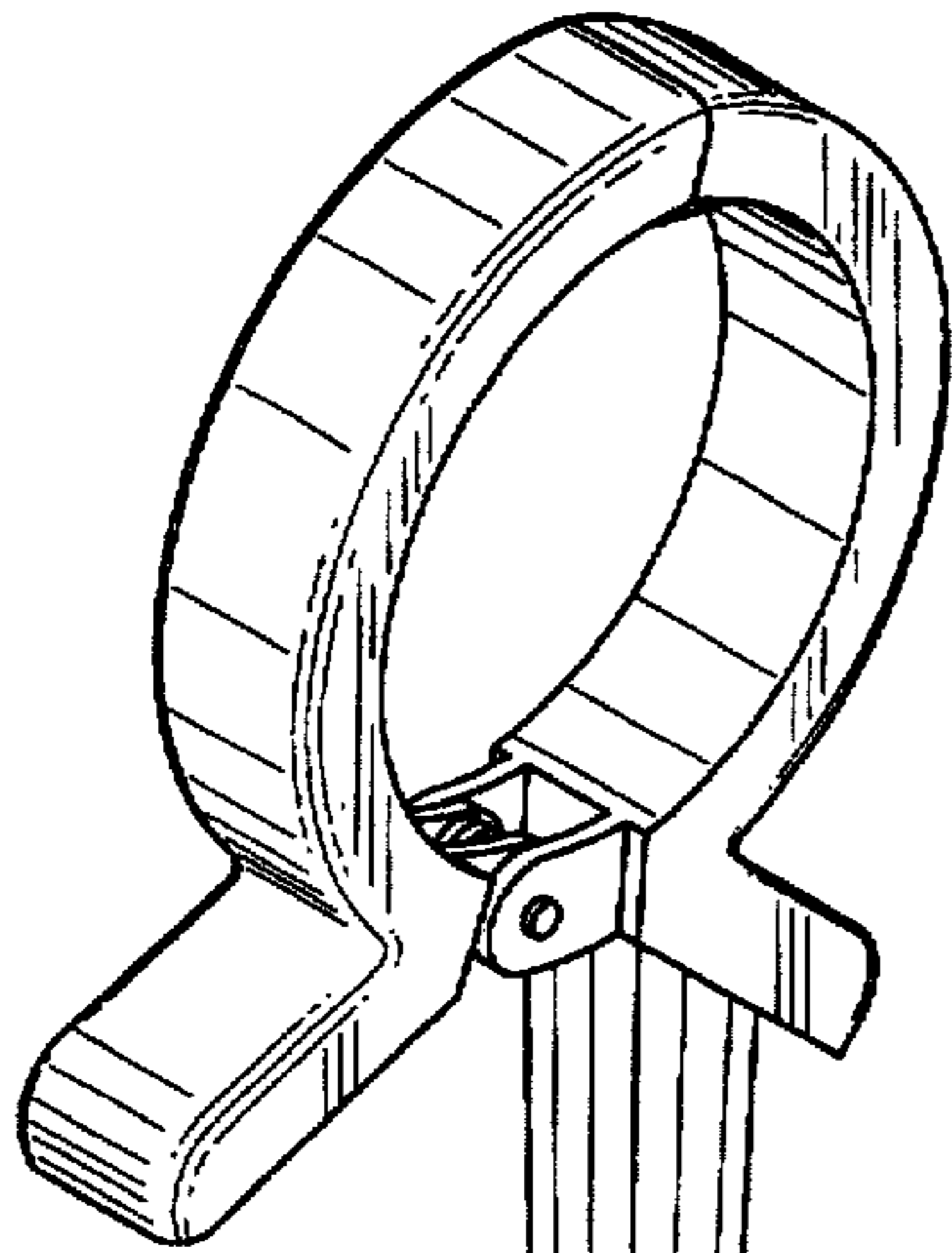


Fig. 1




Fig. 5

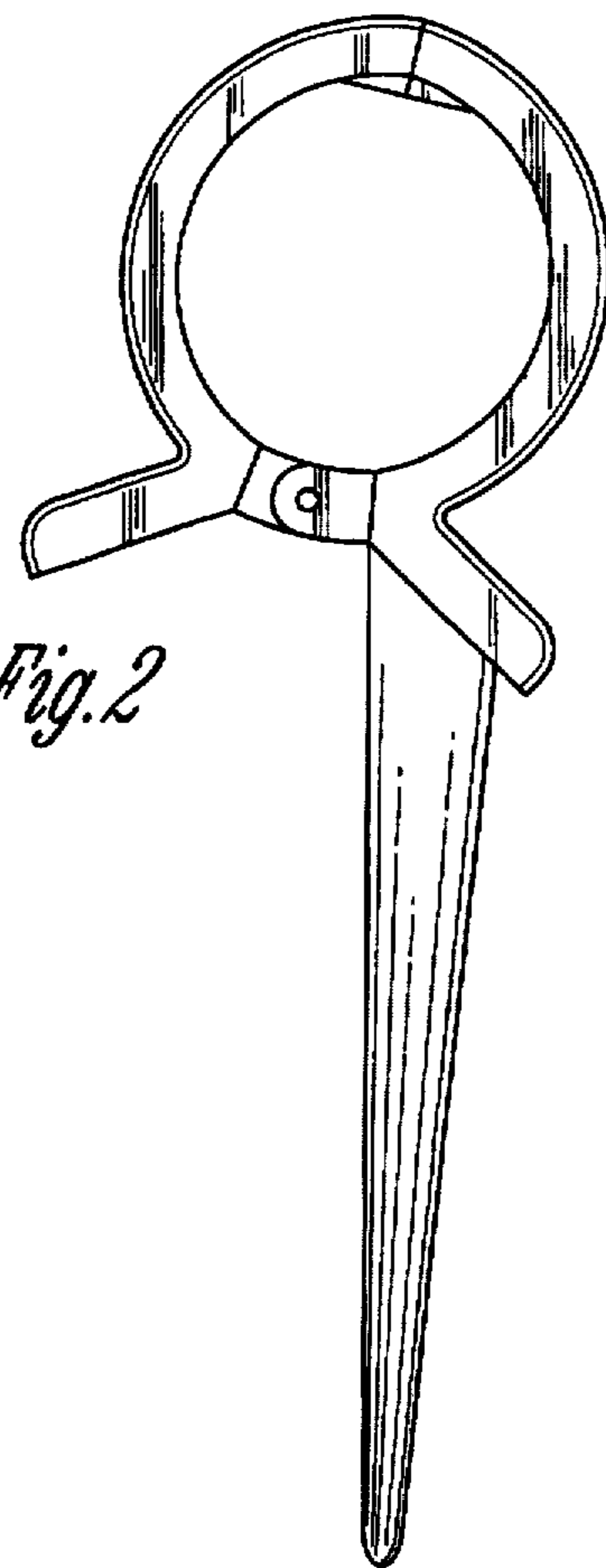


Fig. 2



Fig. 3



Fig. 4

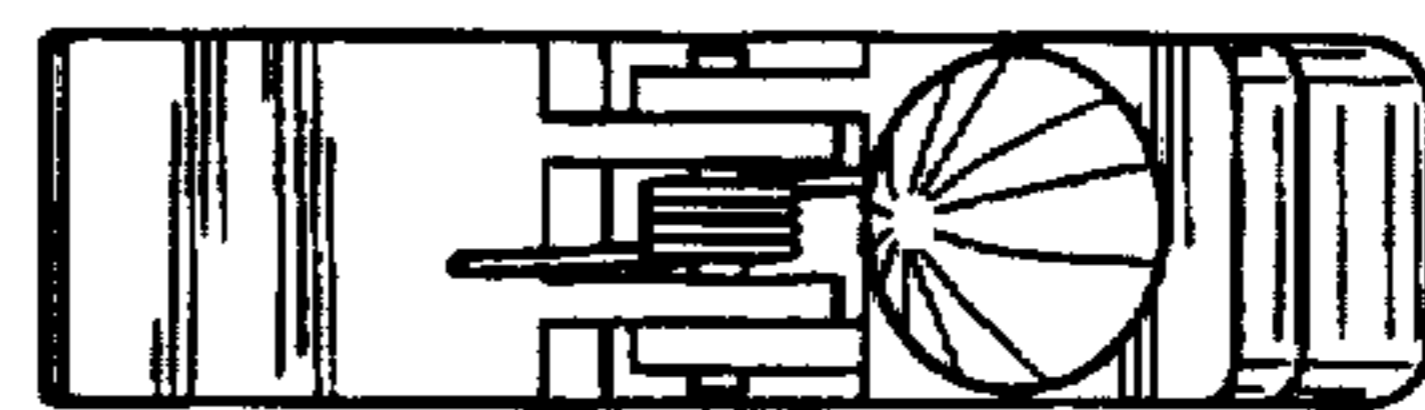


Fig. 6