



US00D408576S

**United States Patent** [19]  
**Crosby**

[11] **Patent Number: Des. 408,576**  
[45] **Date of Patent: \*\*Apr. 20, 1999**

[54] **TAPERED WALL LAMP**

[75] **Inventor: Doyle Crosby, Richmond, Calif.**

[73] **Assignee: Boyd Lighting Company, San Francisco, Calif.**

[\*\*] **Term: 14 Years**

[21] **Appl. No.: 29/082,605**

[22] **Filed: Jan. 22, 1998**

**Related U.S. Application Data**

[62] **Division of application No. 29/068,190, Mar. 17, 1997, Pat. No. Des. 394,726.**

[51] **LOC (6) CL. .... 26-05**

[52] **U.S. Cl. .... D26/85**

[58] **Field of Search ..... D26/72, 80-92;  
362/404-405, 147, 432; D6/512, 556, 567;  
D11/164**

[56] **References Cited**  
**PUBLICATIONS**

Corbett Lighting catalog, p. W 3, wall sconce #5052, 1994.  
Home Lighting and Accessories, p. 162, Sterling Products,  
Cone Sconce Ada, Mar. 1995.

Lightolier Halogen Collection, p.7, Dolphin wall sconce 1995.

Corbett-lighting catalog, p. w3. Wall lamp #5052, 1994.

Home Lighting and Accessories, p. 91, Robbia wall lamps, top, right, Jan. 1995.

*Primary Examiner*—Susan J. Lucas  
*Attorney, Agent, or Firm*—Jack Lo

[57] **CLAIM**

The ornamental design for a tapered wall lamp, as shown and described.

**DESCRIPTION**

FIG. 1 is a front perspective view of a tapered wall lamp showing my new design;

FIG. 2 is a front view thereof; the rear view is not a part of the claimed design;

FIG. 3 is a side view thereof; the opposite side view is a mirror image;

FIG. 4 is a top view thereof; and,

FIG. 5 is a bottom view thereof.

**1 Claim, 2 Drawing Sheets**



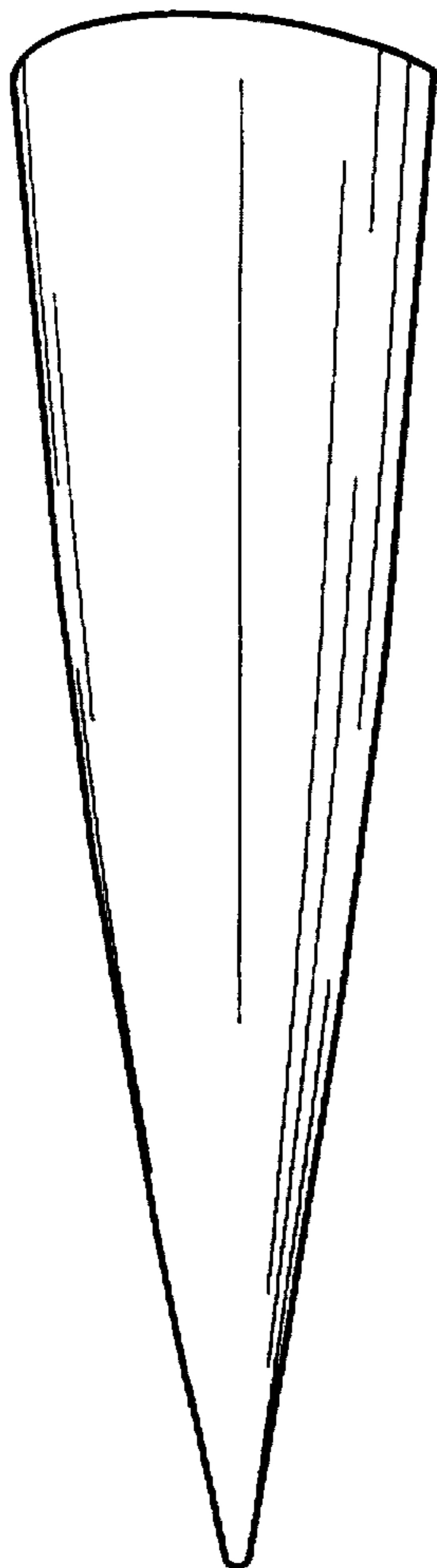


Fig. 1

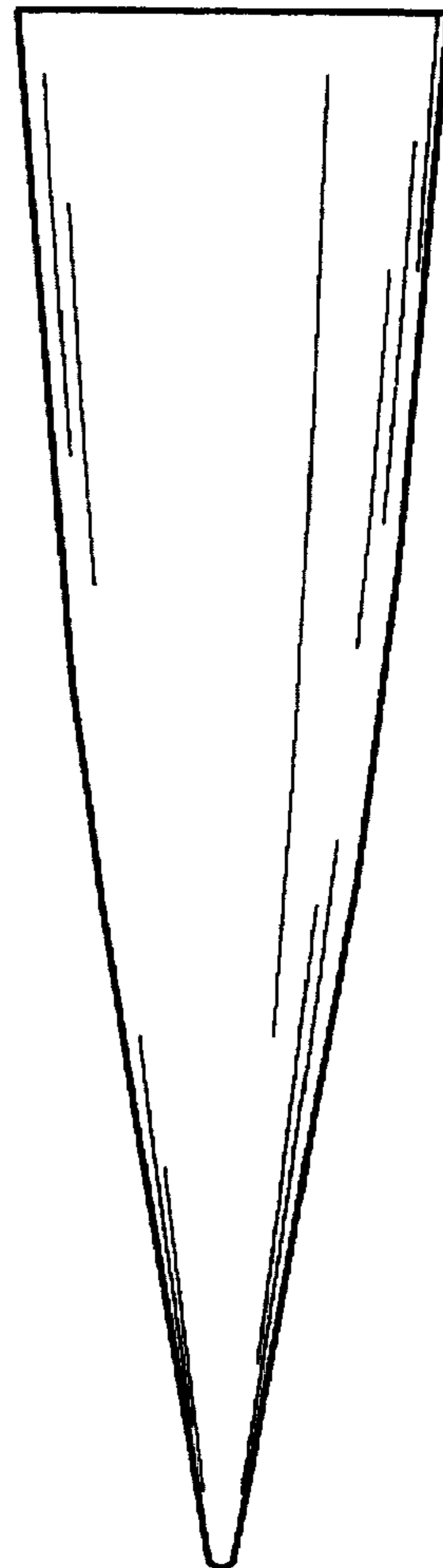


Fig. 2




Fig. 3

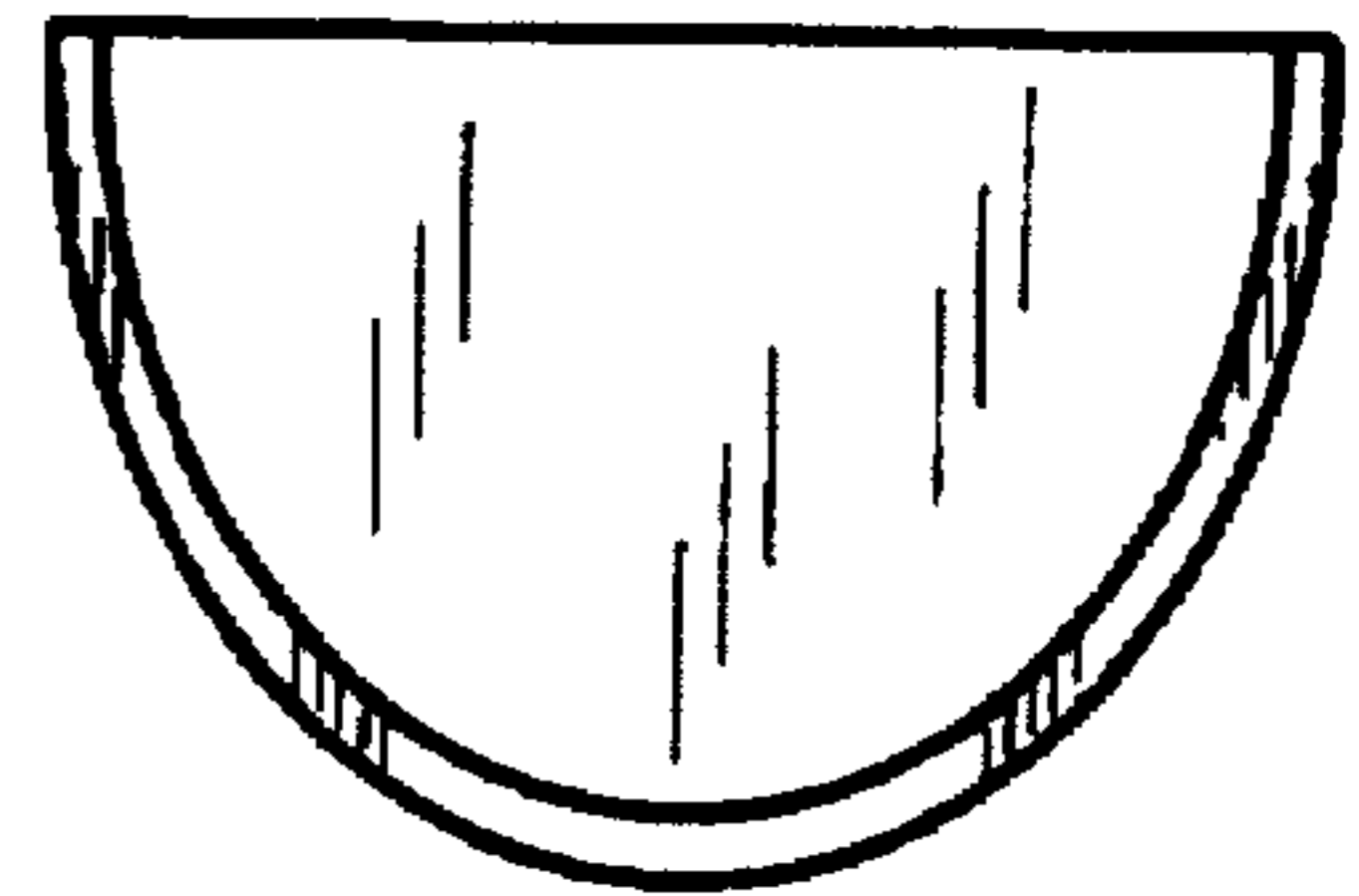


Fig. 4

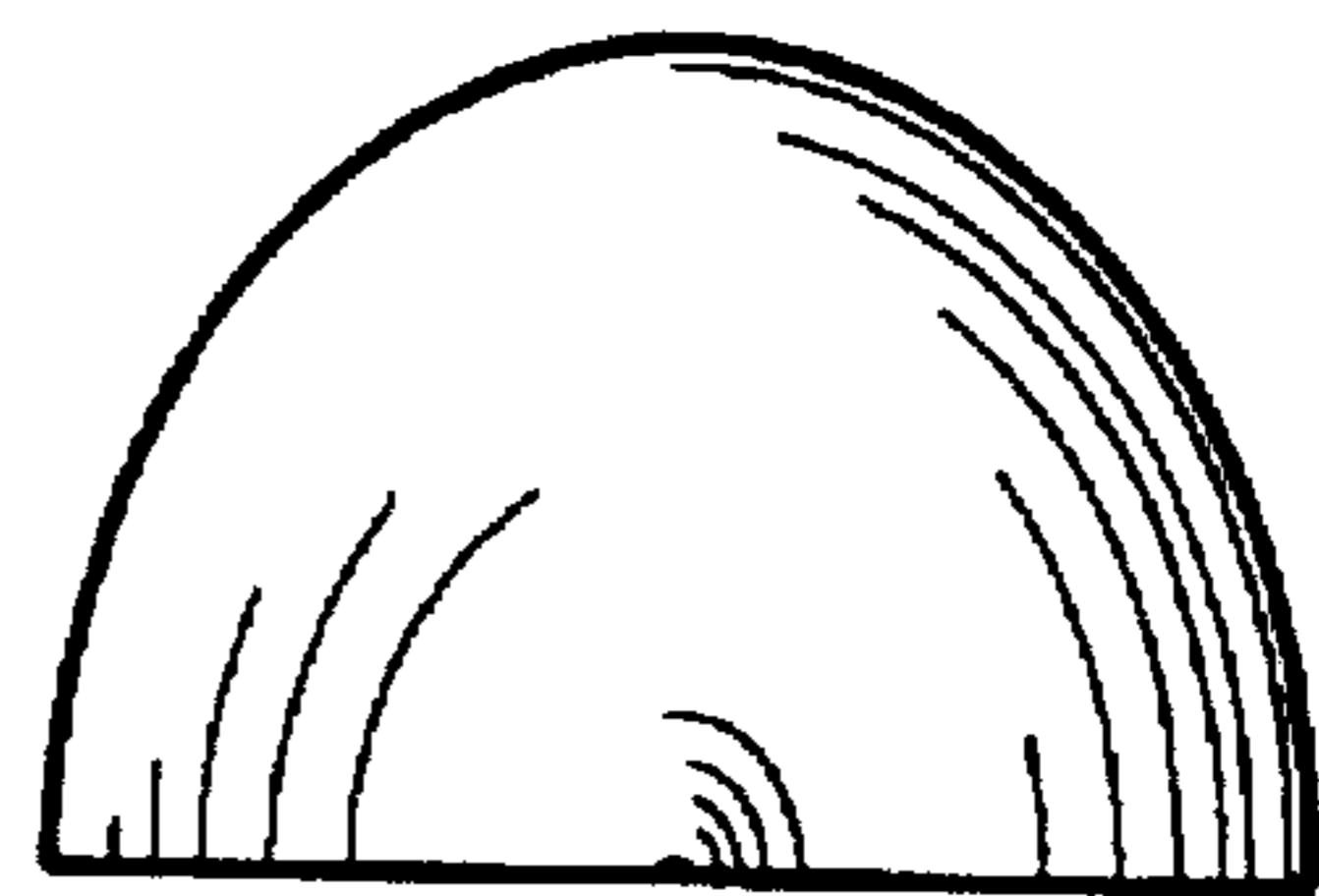


Fig. 5