



US00D408538S

United States Patent [19]

Simpkins et al.

[11] Patent Number: Des. 408,538

[45] Date of Patent: **Apr. 20, 1999

[54] MEDICAL TABLE CABINET

[75] Inventors: Terry J. Simpkins, Carlsbad, Calif.;
John H. Oldiges, St. Marys, Ohio

[73] Assignee: Midmark Corporation, Versailles,
Ohio

[**] Term: 14 Years

[21] Appl. No.: 29/084,926

[22] Filed: Mar. 11, 1998

[51] LOC (6) CL 24-01

[52] U.S. Cl. D24/184

[58] Field of Search D24/183, 184;
5/600, 607, 610, 612, 616, 617; 312/209

[56] **References Cited**

U.S. PATENT DOCUMENTS

D. 204,222	3/1966	Dailey	D24/183
D. 207,081	2/1967	Katzfey	D24/183
D. 245,287	8/1977	Damico et al.	D24/183

D. 266,023	8/1982	McLachlan	D24/183
D. 301,925	6/1989	Simpkins	D24/183
3,334,951	8/1967	Douglass, Jr. et al.	312/209
4,057,240	11/1977	Damico et al.	5/611
4,076,230	2/1978	Pike	5/600 X
4,973,034	11/1990	Michelé	5/617

Primary Examiner—Stella Reid
Attorney, Agent, or Firm—Biebel & French

[57] **CLAIM**

The ornamental design for a medical table cabinet, as shown and described.

DESCRIPTION

FIG. 1 is a perspective view illustrating the medical table cabinet of the present invention;
FIG. 2 is a front elevational view thereof;
FIG. 3 is a rear elevational view thereof;
FIG. 4 is a right side elevational view thereof;
FIG. 5 is a left side elevational view thereof;
FIG. 6 is a top plan view thereof; and,
FIG. 7 is a bottom plan view thereof.

1 Claim, 4 Drawing Sheets

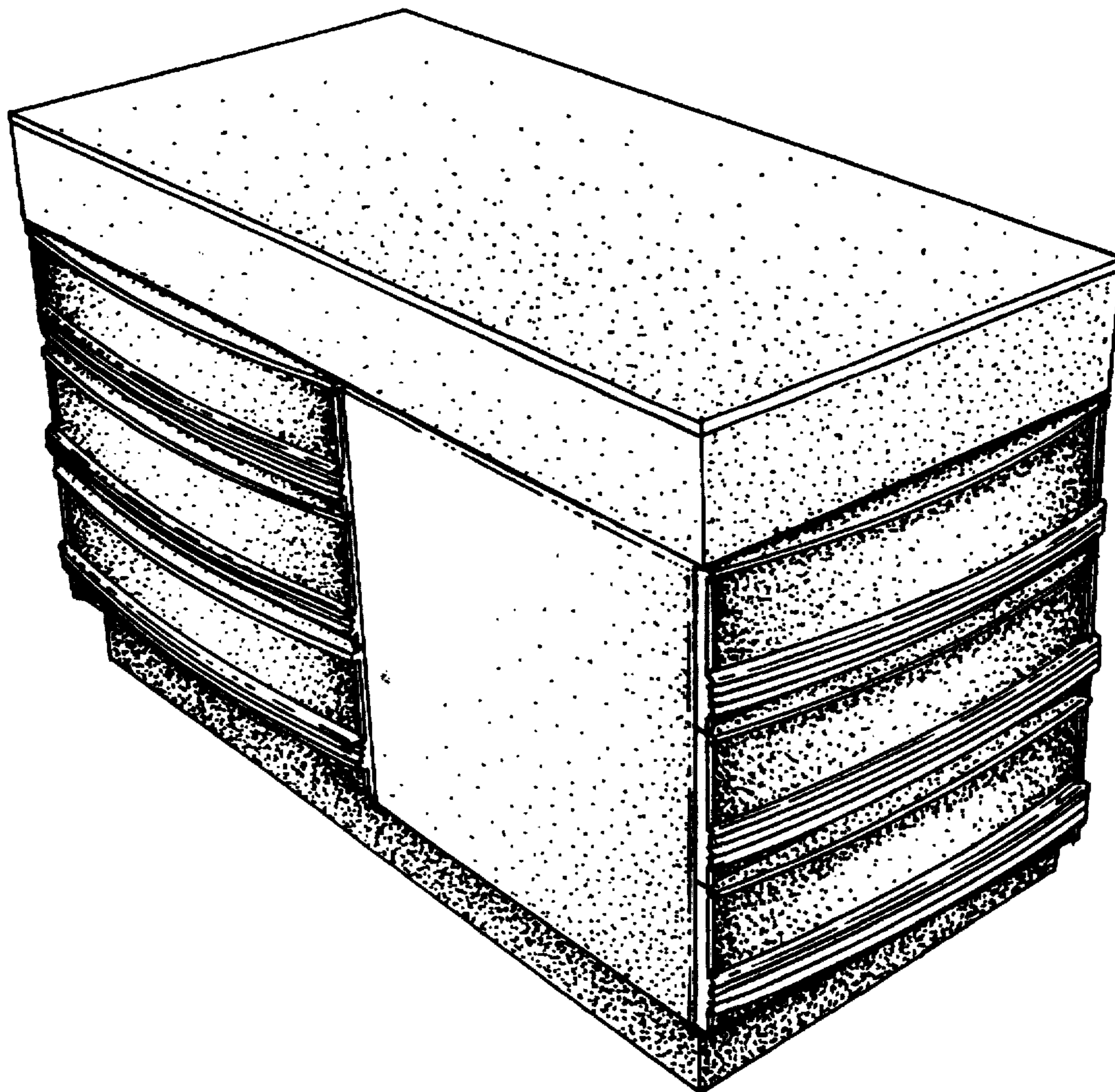


FIG-1

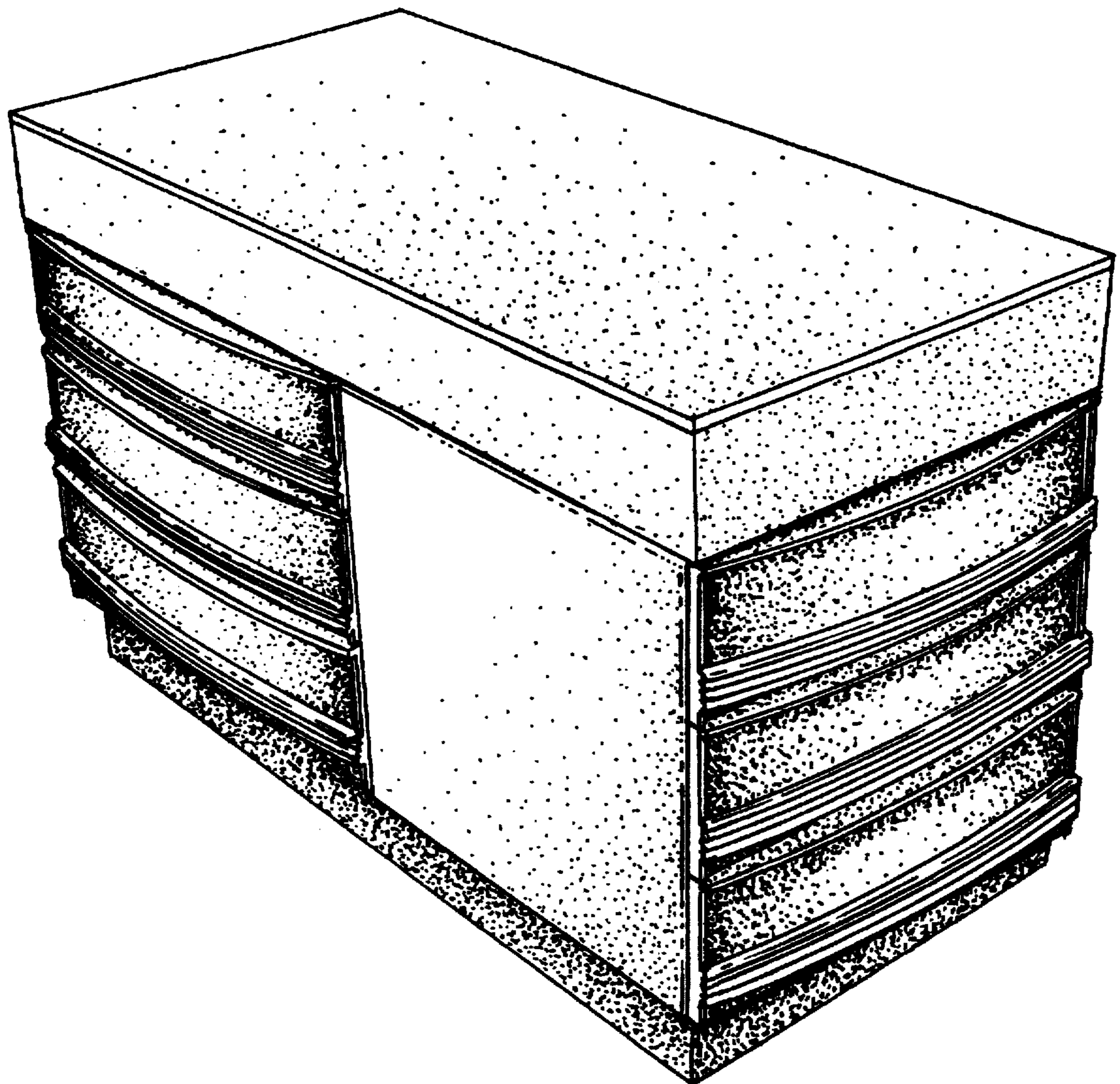


FIG - 2

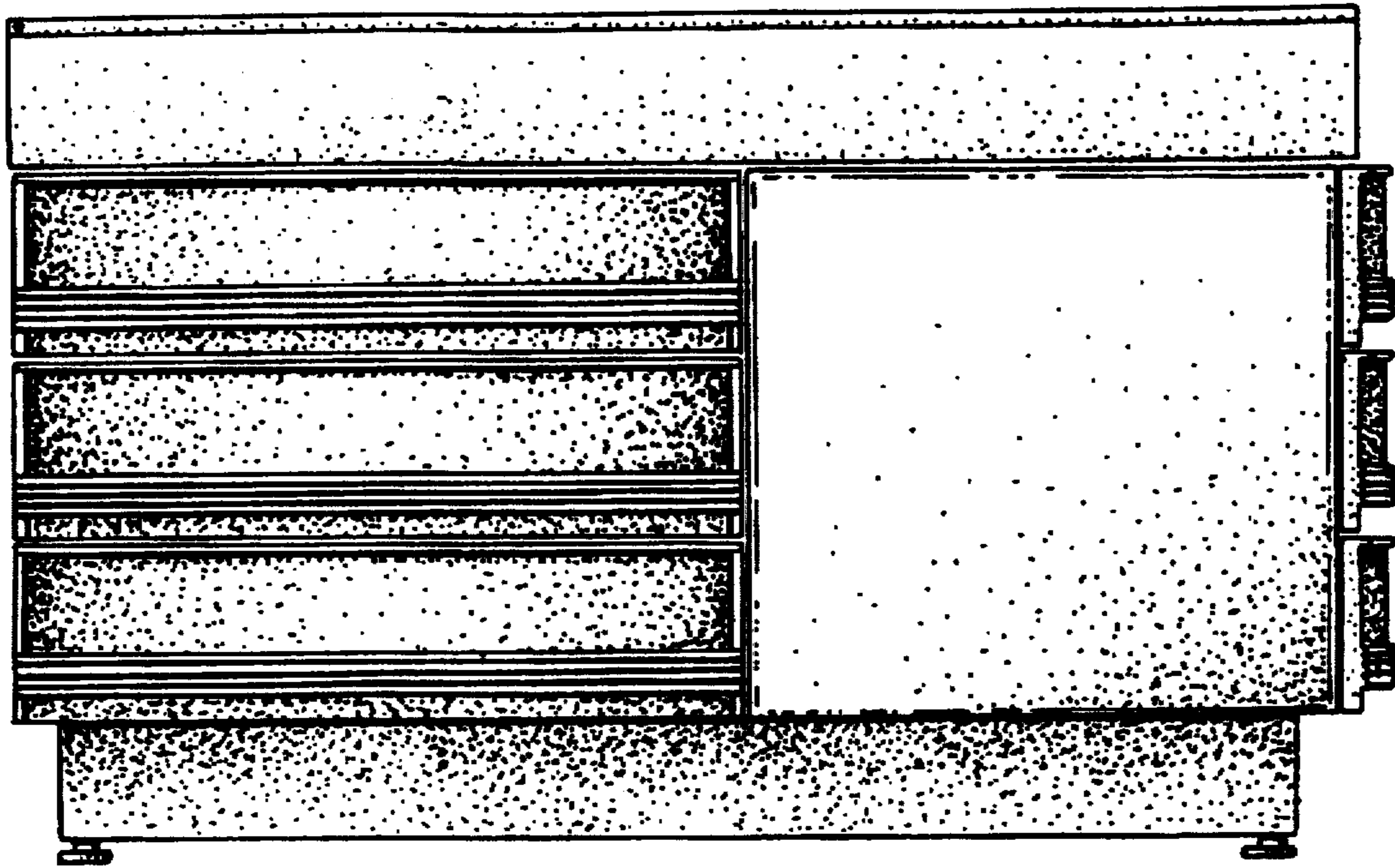


FIG - 3

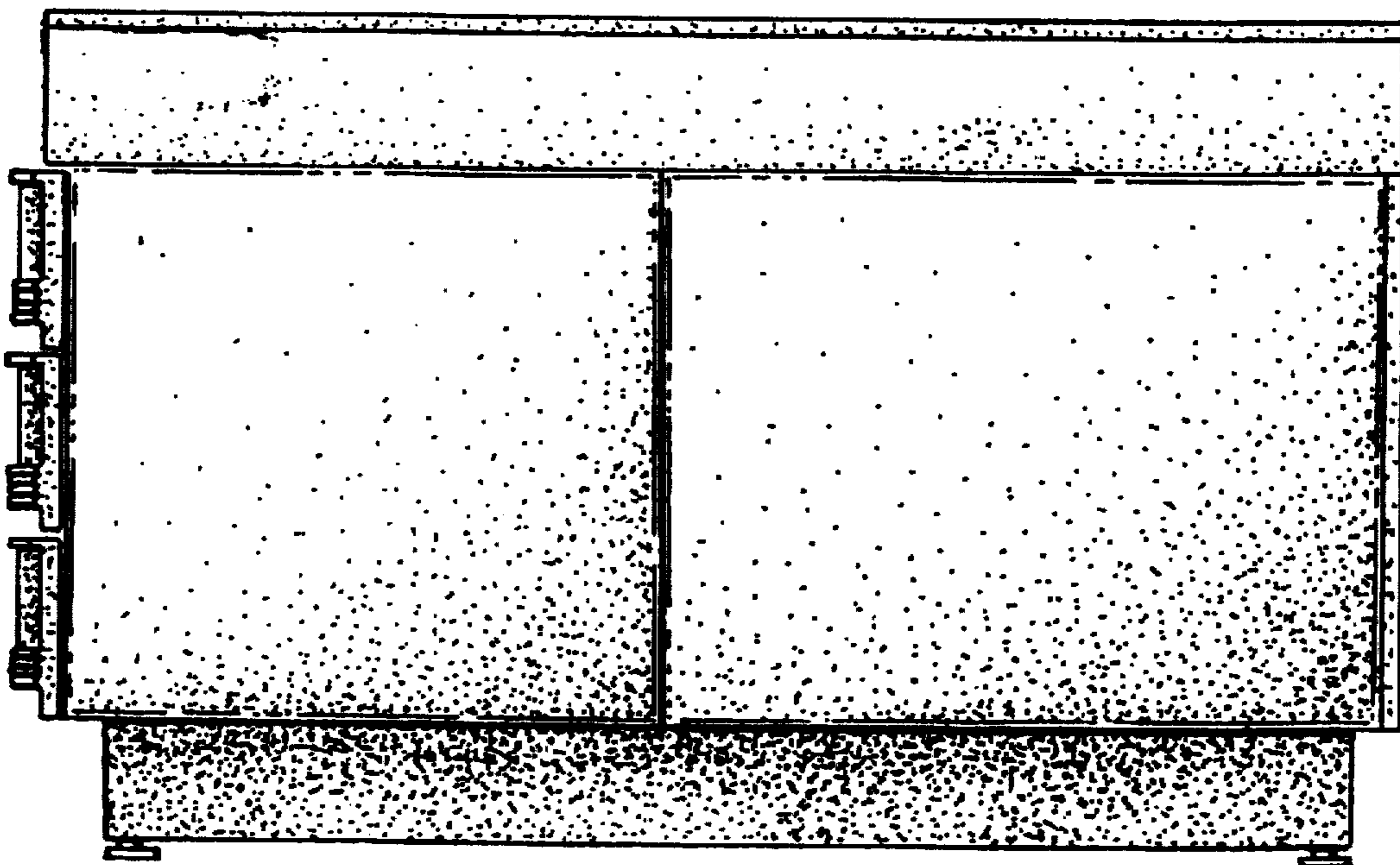


FIG-5




FIG-4




FIG - 6




FIG - 7

