



US00D408534S

**United States Patent** [19]  
**Jansheski**

[11] **Patent Number: Des. 408,534**  
[45] **Date of Patent: \*\*Apr. 20, 1999**

[54] **TONGUE SCRAPER**  
[75] **Inventor: John Jansheski, San Rafael, Calif.**  
[73] **Assignee: U.S. Dentek Corporation, Petaluma, Calif.**  
[\*\*] **Term: 14 Years**  
[21] **Appl. No.: 29/092,413**  
[22] **Filed: Aug. 18, 1998**  
[51] **LOC (6) Cl. .... 24-02**  
[52] **U.S. Cl. .... D24/147**  
[58] **Field of Search .... D24/147; 606/161; 30/346.5, 41; 15/111; D28/64**

4,488,327 12/1984 Snider ..... 15/111  
4,582,059 4/1986 Tiwari ..... 128/304  
4,793,363 12/1988 Ausherman et al. .... D24/147 X  
5,217,475 6/1993 Kuber ..... 606/161  
5,226,197 7/1993 Nack et al. .... 15/111  
5,282,814 2/1994 Srivastava ..... 606/161  
5,569,278 10/1996 Persad ..... 606/161

**OTHER PUBLICATIONS**

"The Tongue Cleaner" world wide web page, Jul. 16, 1998.  
"The Bad Breath Terminator" world wide web page, Jul. 20, 1998.

*Primary Examiner*—Pamela Burgess  
*Attorney, Agent, or Firm*—Dergosits & Noah LLP

[57] **CLAIM**

The design for a tongue scraper, as shown and described.

**DESCRIPTION**

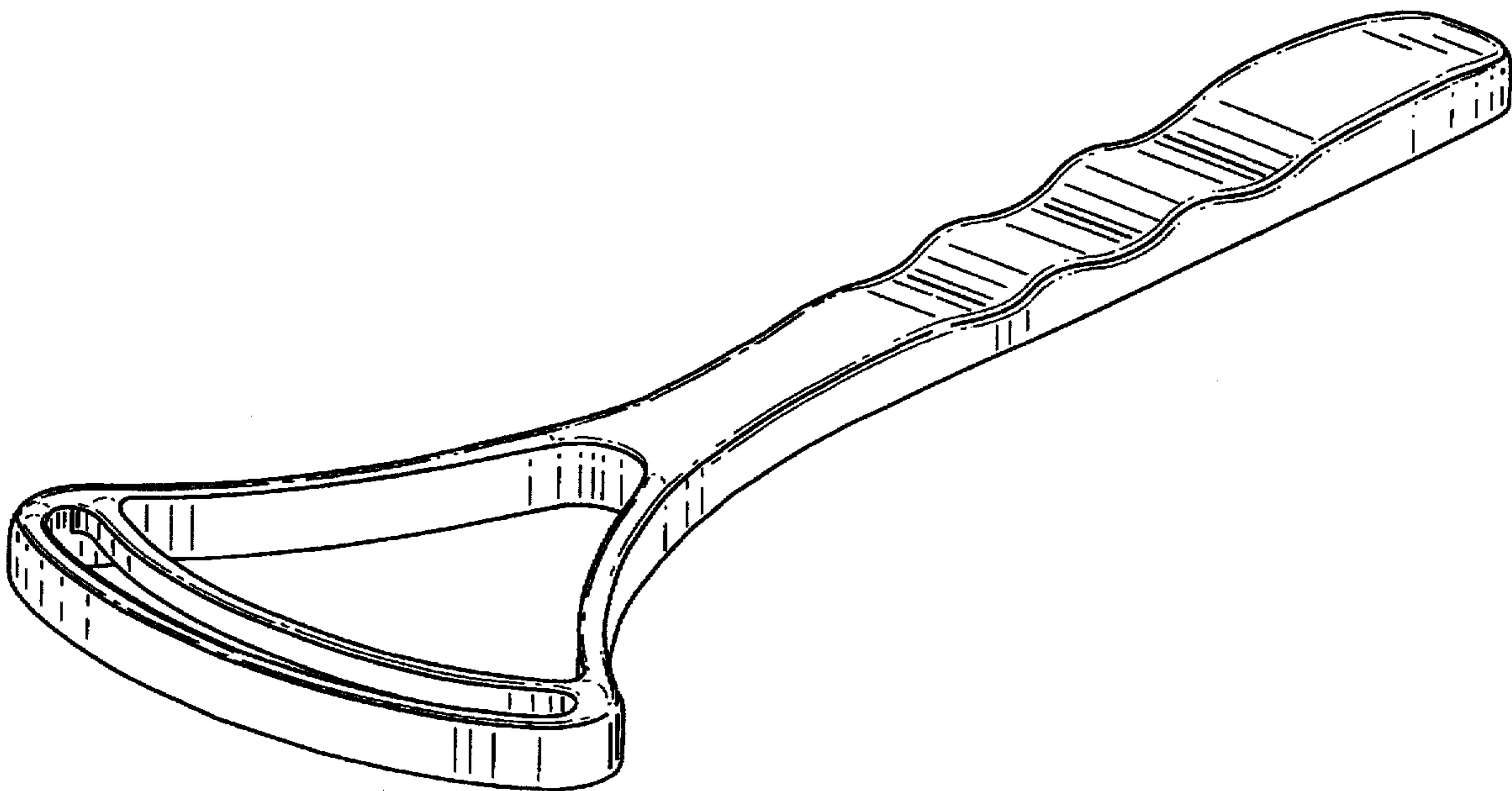
FIG. 1 is a perspective view of the tongue scraper;  
FIG. 2 is a top plan view of the tongue scraper;  
FIG. 3 is a bottom plan view thereof;  
FIG. 4 is a side elevation view thereof;  
FIG. 5 is a front elevation view thereof; and,  
FIG. 6 is a rear elevation view thereof.

**1 Claim, 3 Drawing Sheets**

[56] **References Cited**

**U.S. PATENT DOCUMENTS**

D. 285,250 8/1986 Andette ..... D24/23  
D. 285,251 8/1986 Andette ..... D24/23  
D. 285,252 8/1986 Andette ..... D24/23  
D. 301,372 5/1989 Tsen ..... D24/147  
D. 384,153 9/1997 Potti et al. .... D24/147  
D. 385,962 11/1997 Conrey ..... D24/147  
D. 389,579 1/1998 Faddis et al. .... D24/147  
D. 392,386 3/1998 Nguyen ..... D24/147  
4,455,704 6/1984 Williams ..... 15/111



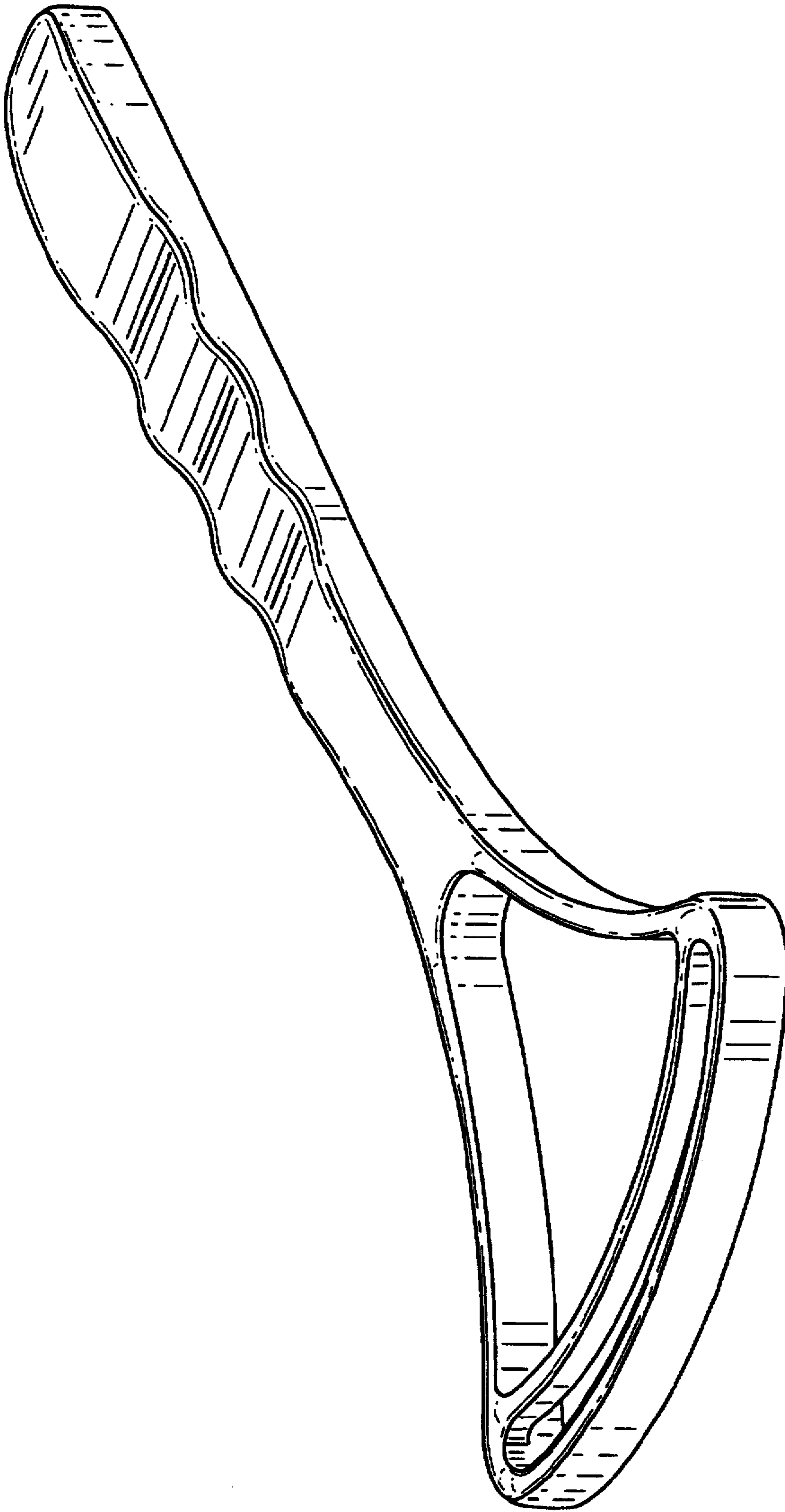


FIG. 1

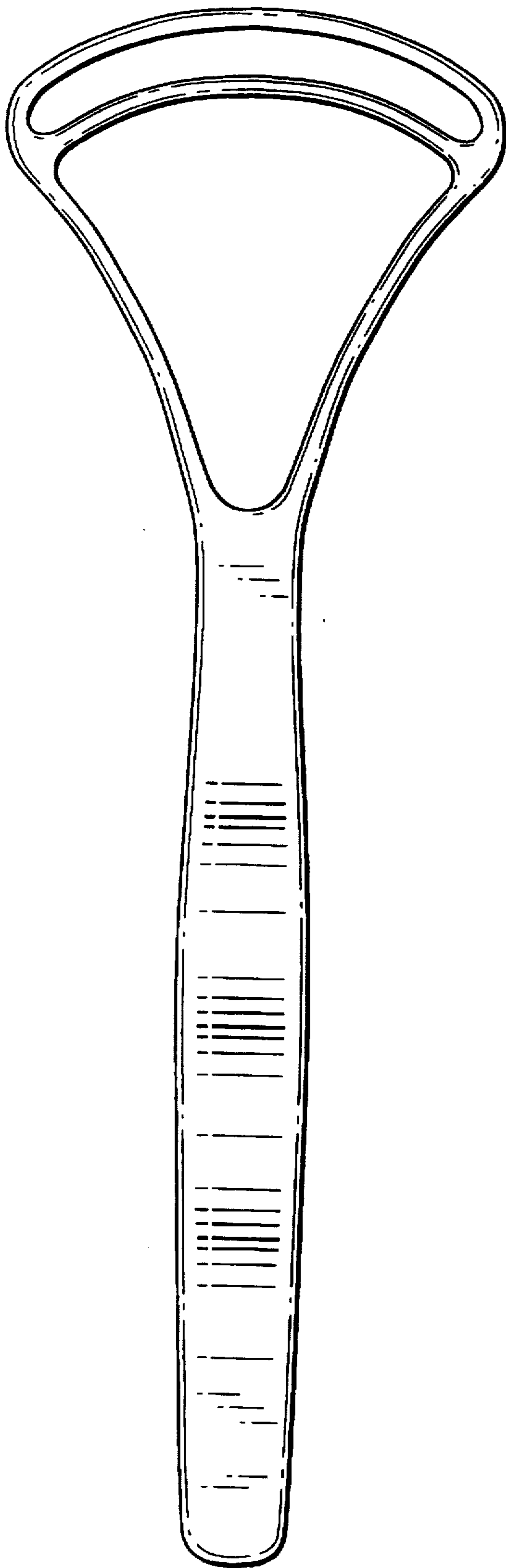


FIG. 2

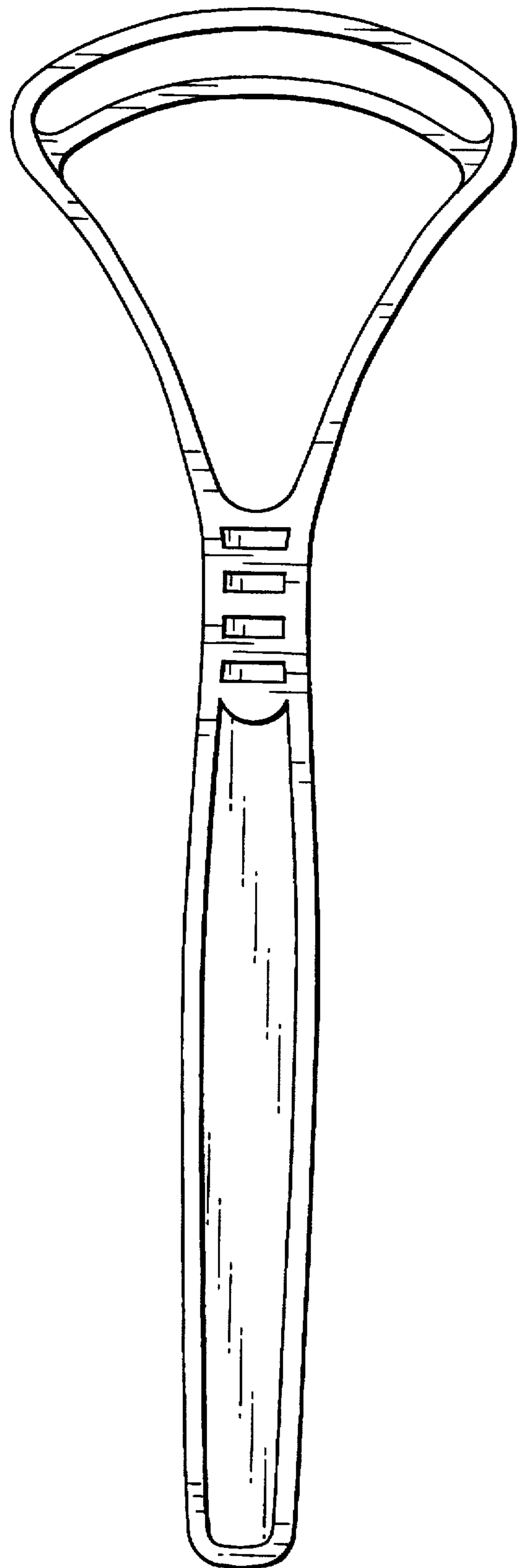


FIG. 3

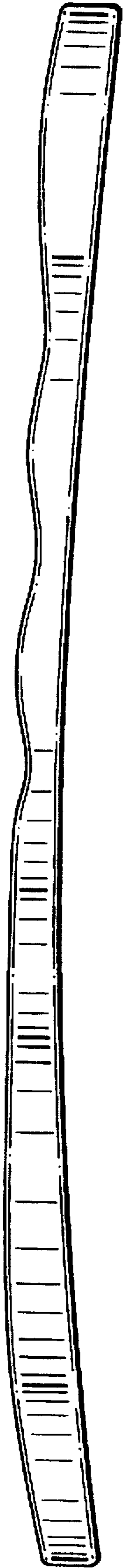


FIG. 4

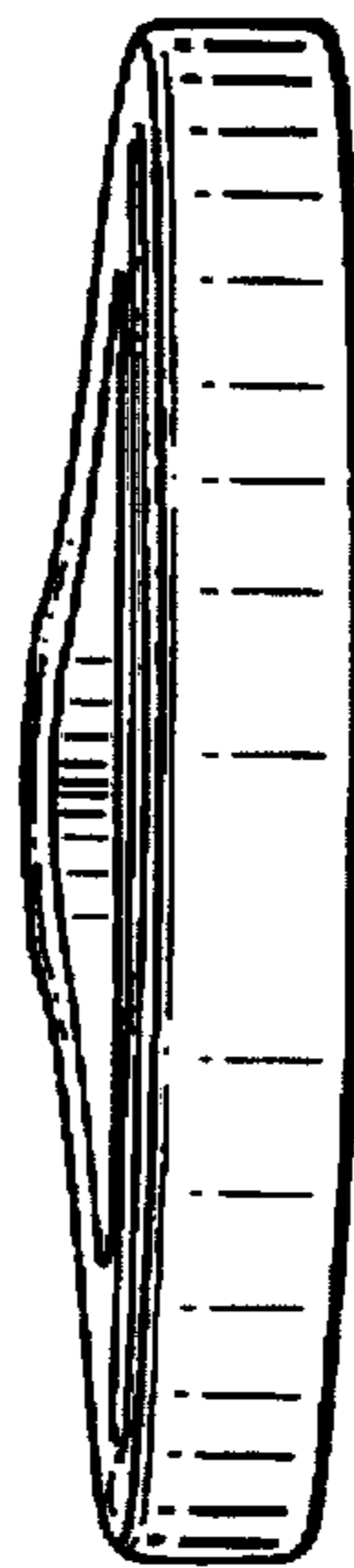


FIG. 5



FIG. 6