



US00D408512S

United States Patent [19]

Hurst

[11] Patent Number: Des. 408,512

[45] Date of Patent: **Apr. 20, 1999

[54] FAN FILTER HOUSING APPARATUS

[76] Inventor: Gary Hurst, 11614 Wilhide Rd.,
Thurmont, Md. 21788

[**] Term: 14 Years

[21] Appl. No.: 29/059,256

[22] Filed: Sep. 6, 1996

[51] LOC (6) Cl. 23-04

[52] U.S. Cl. D23/365; D23/386

[58] Field of Search D23/365, 386;
210/483; 55/481

[56] References Cited

U.S. PATENT DOCUMENTS

428,739	5/1890	Abrahamson	55/481
1,952,989	3/1934	Joseph	55/481
3,793,813	2/1974	McAllister	55/481
4,521,234	6/1985	Poebles, Jr. et al.	55/481

Primary Examiner—Lisa Lichtenstein

[57] CLAIM

The ornamental design for a fan filter housing apparatus, as shown.

DESCRIPTION

FIG. 1 is a front plan view of the fan filter housing apparatus of the present invention;

FIG. 2 is a rear plan view of the fan filter housing apparatus of FIG. 1;

FIG. 3 is a right side plan view of the fan filter housing apparatus of FIG. 1;

FIG. 4 is a left side plan view of the fan filter housing apparatus of FIG. 1;

FIG. 5 is a top plan view of the fan filter housing apparatus of FIG. 1;

FIG. 6 is a bottom plan view of the fan filter housing apparatus of FIG. 1; and,

FIG. 7 is a top, front, right side perspective view of the fan filter housing apparatus of FIG. 1.

1 Claim, 3 Drawing Sheets

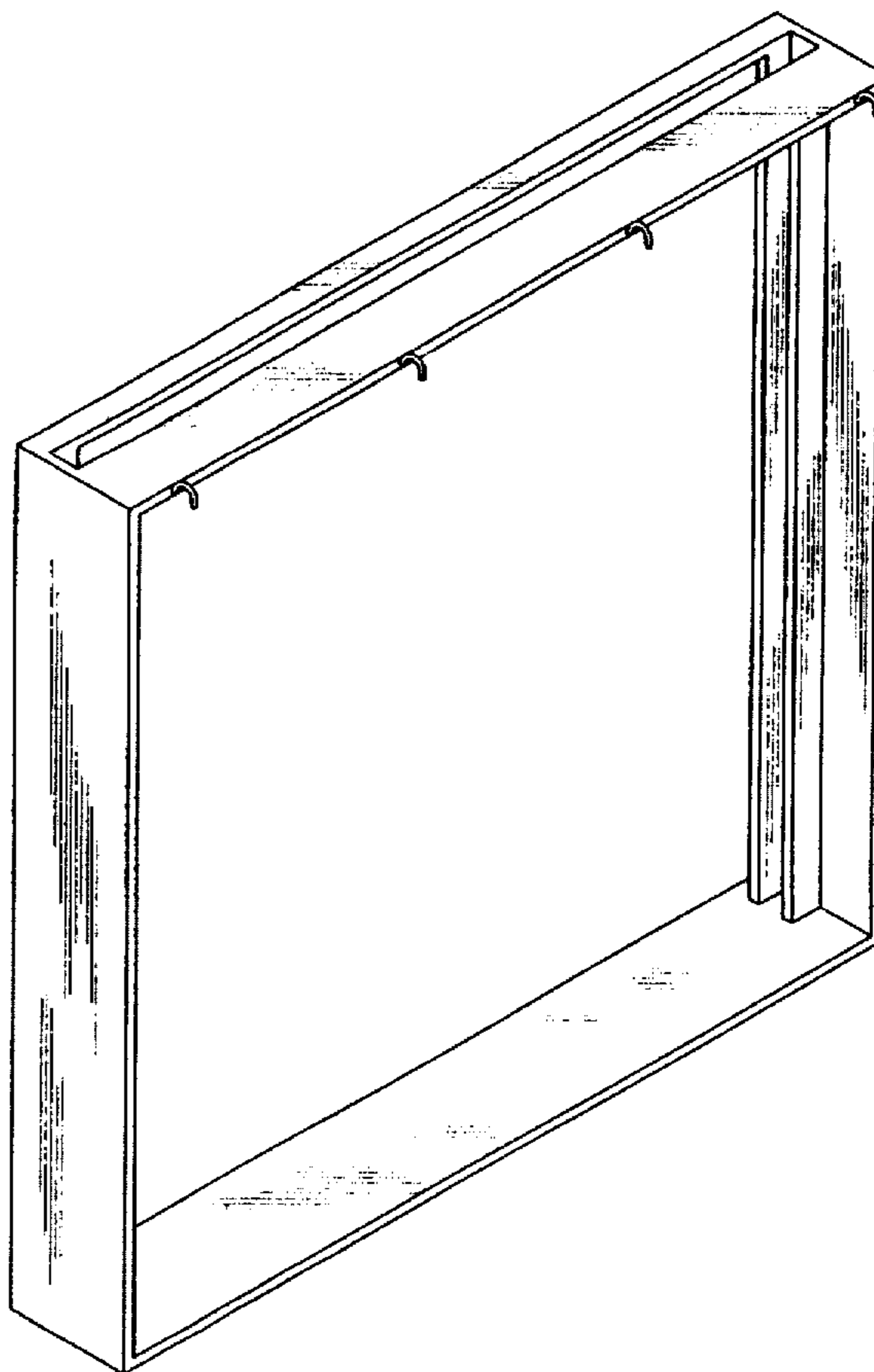



FIG. 1




FIG. 2




FIG. 3




FIG. 4



FIG. 5

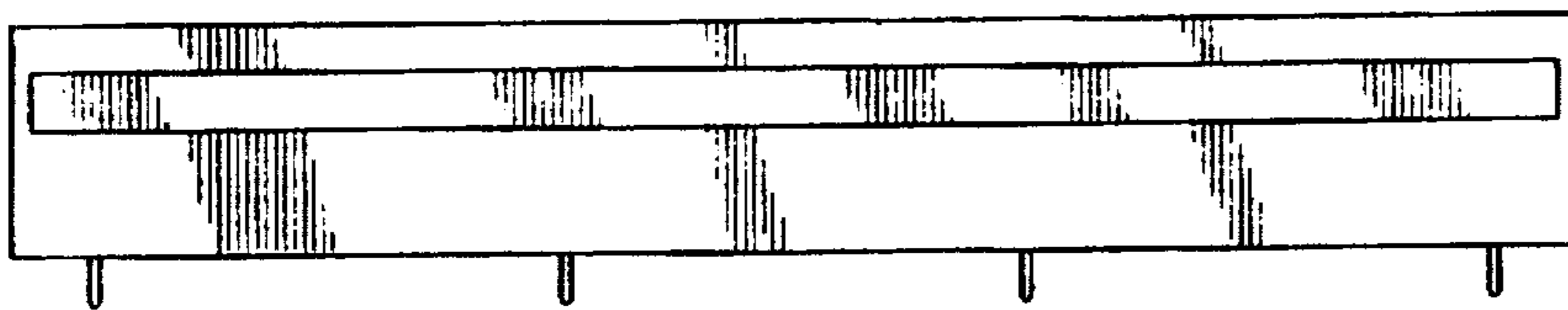


FIG. 6




FIG. 7

