



US00D408461S

# United States Patent [19]

[11] Patent Number: Des. 408,461

Lamkin

[45] Date of Patent: \*\*Apr. 20, 1999

[54] **GOLF PUTTER GRIP**

[75] Inventor: **Robert E. Lamkin**, Bonita, Calif.

[73] Assignee: **Lamkin Corporation**, San Diego, Calif.

[\*\*] Term: **14 Years**

[21] Appl. No.: **29/042,323**

[22] Filed: **Aug. 7, 1995**

[51] LOC (6) Cl. .... **21-02**

[52] U.S. Cl. .... **D21/222**

[58] Field of Search ..... **D21/217-219, D21/222; 273/81 R, 81 B**

[56] **References Cited**

**U.S. PATENT DOCUMENTS**

2,446,622 8/1948 Turner ..... **D21/222 X**

**OTHER PUBLICATIONS**

Golf Pride Grips brochure; p. 2, 3rd grip from the left "crown cord", Jan. 24, 1971.

Golf Day magazine, p. 5, item A, Tour Sensation; p. 6, item I, Men's Eagle; p. 7, items O and R, "Crown Cord" and "Black Gold Mens Victory", Aug. 1991.

*Primary Examiner*—Ted Shooman

*Assistant Examiner*—Mitchell I. Siegel

*Attorney, Agent, or Firm*—James C. Weseman, Esq; The Law Offices of James C. Weseman

[57] **CLAIM**

The ornamental design for the golf putter grip, as shown and described.

**DESCRIPTION**

FIG. 1 is a front perspective view of the golf putter grip;

FIG. 2 is a rear perspective view of the golf putter grip;


FIG. 3 is a side perspective view of the golf putter grip;

FIG. 4 is a top view of the golf putter grip; and,

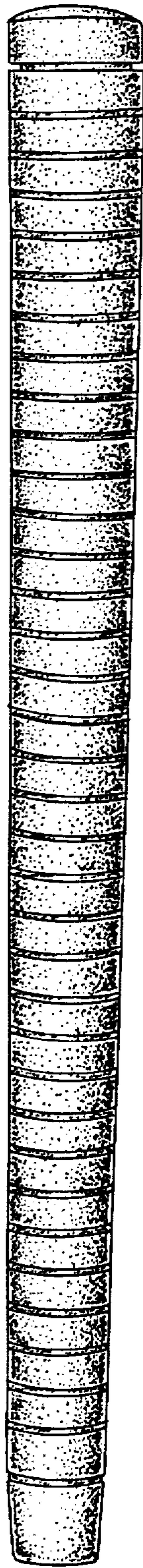
FIG. 5 is a bottom view of the golf putter grip.

The broken lines showing of the fragmented shaft on FIG. 3 is for illustrative purposes only and forms no part of the claimed design.


**1 Claim, 1 Drawing Sheet**



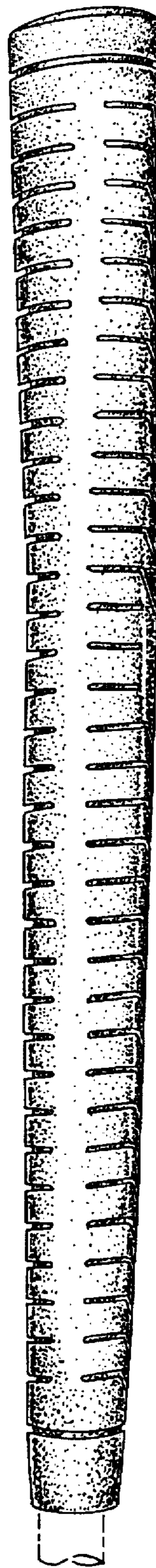
*Fig. 2*



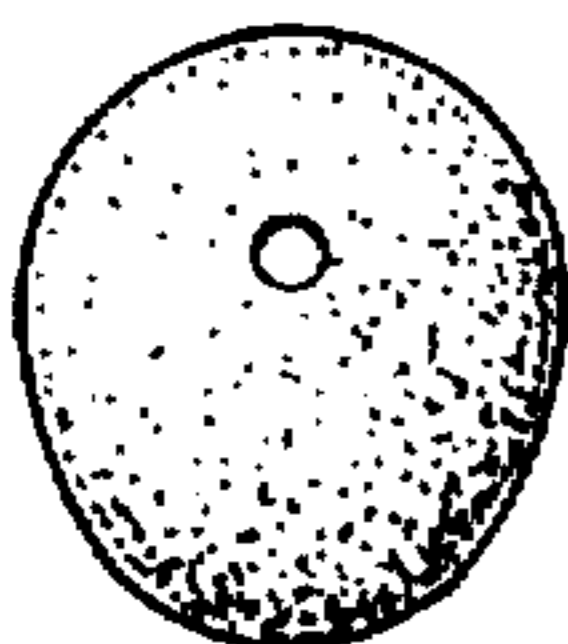
*Fig. 1*



*Fig. 3*



*Fig. 4*



*Fig. 5*

