



US00D408409S

United States Patent [19]

Ito et al.

[11] Patent Number: **Des. 408,409**

[45] Date of Patent: ****Apr. 20, 1999**

[54] **OPTICAL DISC PLAYER**

[75] Inventors: **Masafumi Ito; Shigeru Hasegawa; Katsuhiko Takashima**, all of Musashino, Japan

[73] Assignee: **Teac Corporation**, Tokyo, Japan

[**] Term: **14 Years**

[21] Appl. No.: **29/084,092**

[22] Filed: **Feb. 24, 1998**

[30] **Foreign Application Priority Data**

Aug. 27, 1997 [JP] Japan 9-65918

[51] LOC (6) Cl. **14-01**

[52] U.S. Cl. **D14/156**

[58] Field of Search D14/109, 135, D14/136, 156, 157, 160-162, 164, 167, 168, 188, 257, 258; 369/75.1, 75.2, 77.1, 77.2

[56] **References Cited**

U.S. PATENT DOCUMENTS

D. 315,348 3/1991 Wada D14/156

D. 321,189 10/1991 Ito et al. D14/156
D. 321,191 10/1991 Ito et al. D14/156
D. 370,895 6/1996 Ito et al. D14/109
4,561,085 12/1985 Funabashi D14/156 X
4,674,080 6/1987 Higuchi et al. 369/77.2

Primary Examiner—Ted Shooman
Assistant Examiner—Nanda Bondade
Attorney, Agent, or Firm—Ladas & Parry

[57] **CLAIM**

The ornamental design for an optical disc player, as shown and described.

DESCRIPTION

FIG. 1 is a perspective view of an optical disc player showing our new design;
FIG. 2 is a top view thereof, the bottom view being an inverted image of the top view;
FIG. 3 is a front view thereof;
FIG. 4 is a rear view thereof;
FIG. 5 is a left side view thereof; and,
FIG. 6 is a right side view thereof.

1 Claim, 3 Drawing Sheets




FIG. 1




FIG. 2




FIG. 3




FIG. 4




FIG. 5




FIG. 6

