



US00D408395S

United States Patent [19]

Sakamoto et al.

[11] Patent Number: Des. 408,395

[45] Date of Patent: **Apr. 20, 1999

[54] **DIGITAL VIDEO DISK PLAYER**

[75] Inventors: **Satoshi Sakamoto, Osaka; Shinji Makino, Nara; Takao Yoshioka, Osaka, all of Japan**

[73] Assignee: **Matsushita Electric Industrial Co., Ltd.**

[**] Term: **14 Years**

[21] Appl. No.: **29/084,085**

[22] Filed: **Feb. 24, 1998**

[30] **Foreign Application Priority Data**

Aug. 25, 1997 [JP] Japan 9-65718

[51] LOC (6) Cl. **14-01**

[52] U.S. Cl. **D14/136; D14/156**

[58] Field of Search **D14/124, 135, D14/136, 156, 160, 239; 386/125, 126; 369/75.1**

[56] **References Cited**

U.S. PATENT DOCUMENTS

D. 268,670 4/1983 Iwaoka et al. D14/136

D. 315,157 3/1991 Sogabe D14/156
D. 320,789 10/1991 Sogabe D14/156
D. 384,057 9/1997 Lee et al. D14/135

FOREIGN PATENT DOCUMENTS

769203 9/1989 Japan .
836138 5/1992 Japan .

Primary Examiner—Ted Shooman
Assistant Examiner—Richelle Shelton
Attorney, Agent, or Firm—SAIDMAN DesignLaw Group

[57] **CLAIM**

The ornamental design for a digital video disk player, as shown and described.

DESCRIPTION

FIG. 1 is a perspective view of the top, front and right side of a digital video disk player showing our new design; FIG. 2 is a top plan view thereof; FIG. 3 is a front view thereof; FIG. 4 is a right side view thereof; FIG. 5 is a left side view thereof; FIG. 6 is a rear view thereof; and, FIG. 7 is a bottom view thereof.

1 Claim, 4 Drawing Sheets




FIG. 1

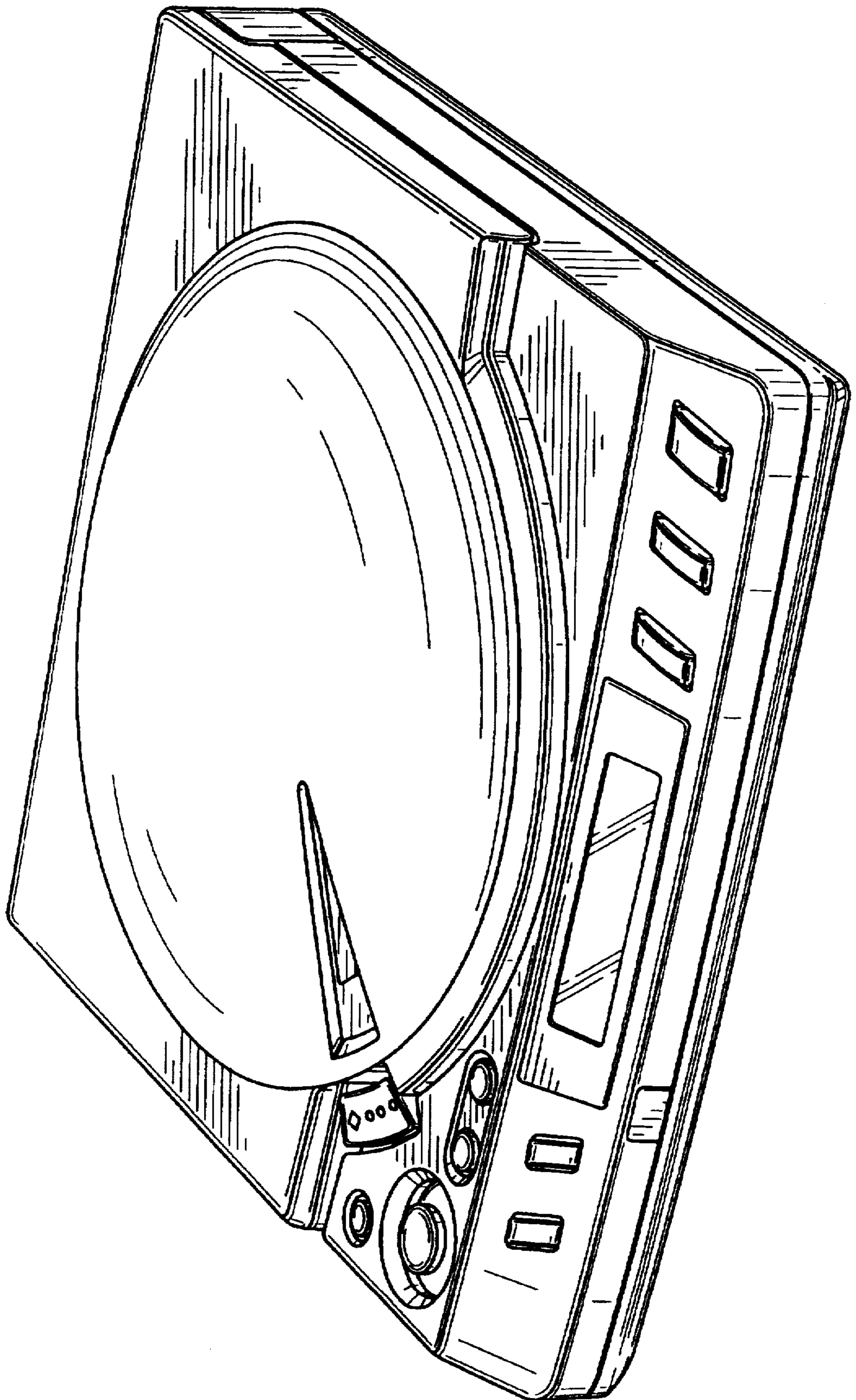


FIG. 2




FIG. 3




FIG. 4

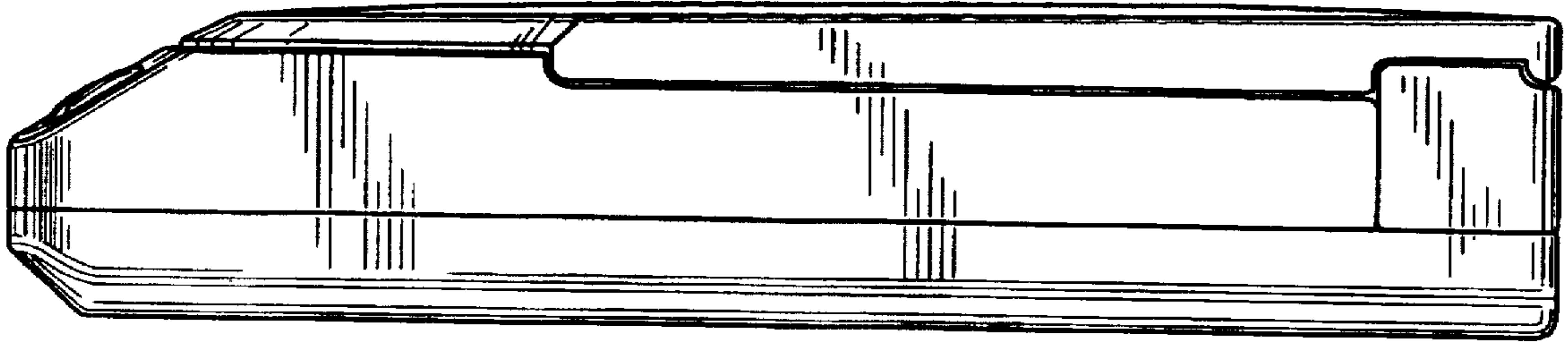


FIG. 5

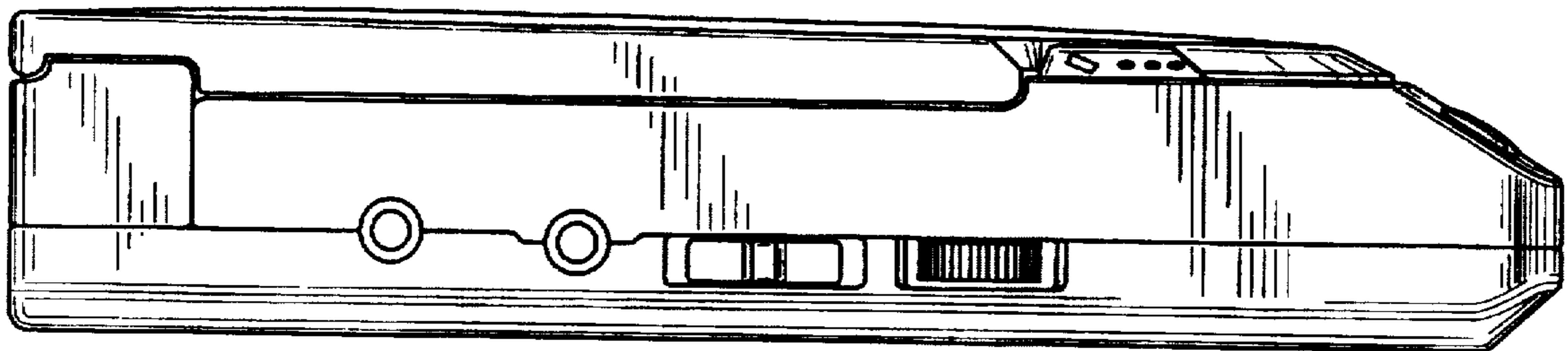


FIG. 6




FIG. 7

