



US00D408387S

United States Patent [19]

Yeh et al.

[11] Patent Number: **Des. 408,387**

[45] Date of Patent: ****Apr. 20, 1999**

[54] **COMPUTER PANEL**

[75] Inventors: **Calvin Yeh; Shu-Yuan Chen**, both of Taipei, Taiwan

[73] Assignee: **Ever Case Technology, Inc.**, Taipei, Taiwan

[**] Term: **14 Years**

[21] Appl. No.: **29/084,732**

[22] Filed: **Mar. 9, 1998**

[30] **Foreign Application Priority Data**

Nov. 27, 1997 [TW] Taiwan 86310190

[51] LOC (6) CL **14-02**

[52] U.S. Cl. **D14/114**

[58] **Field of Search** D14/100, 107, D14/109, 114; D13/184, 199; 361/686, 673-83, 694; 360/97.01-99.12

[56] **References Cited**

U.S. PATENT DOCUMENTS

D. 370,475 6/1996 Alfonso et al. D14/115

- D. 375,728 11/1996 Nicklos et al. D14/114
- D. 380,460 7/1997 Alfonso et al. D14/109
- D. 386,752 11/1997 Han D14/100
- D. 386,753 11/1997 Han D14/100
- D. 393,246 4/1998 Fynn et al. D14/100

Primary Examiner—M. H. Tung
Attorney, Agent, or Firm—Alston & Bird LLP

[57] **CLAIM**

The ornamental design for an computer panel, as shown and described.

DESCRIPTION

FIG. 1 is a perspective view showing a preferred embodiment of the computer panel of our new design; FIG. 2 is a top view of the preferred embodiment; FIG. 3 is a bottom view of the preferred embodiment; FIG. 4 is a left side view of the preferred embodiment; FIG. 5 is a right side view of the preferred embodiment; FIG. 6 is a front elevational view of the preferred embodiment; and, FIG. 7 is a rear view of the preferred embodiment.

1 Claim, 3 Drawing Sheets






FIG. 4.

FIG. 1.

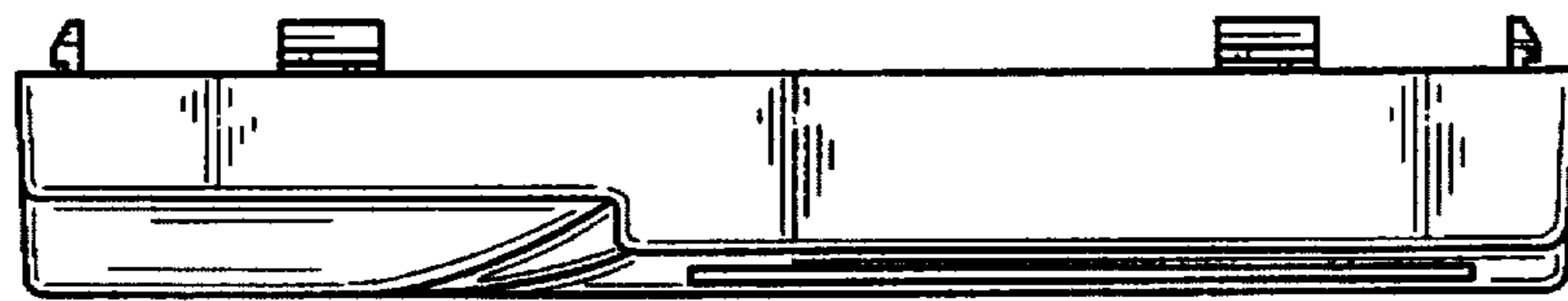
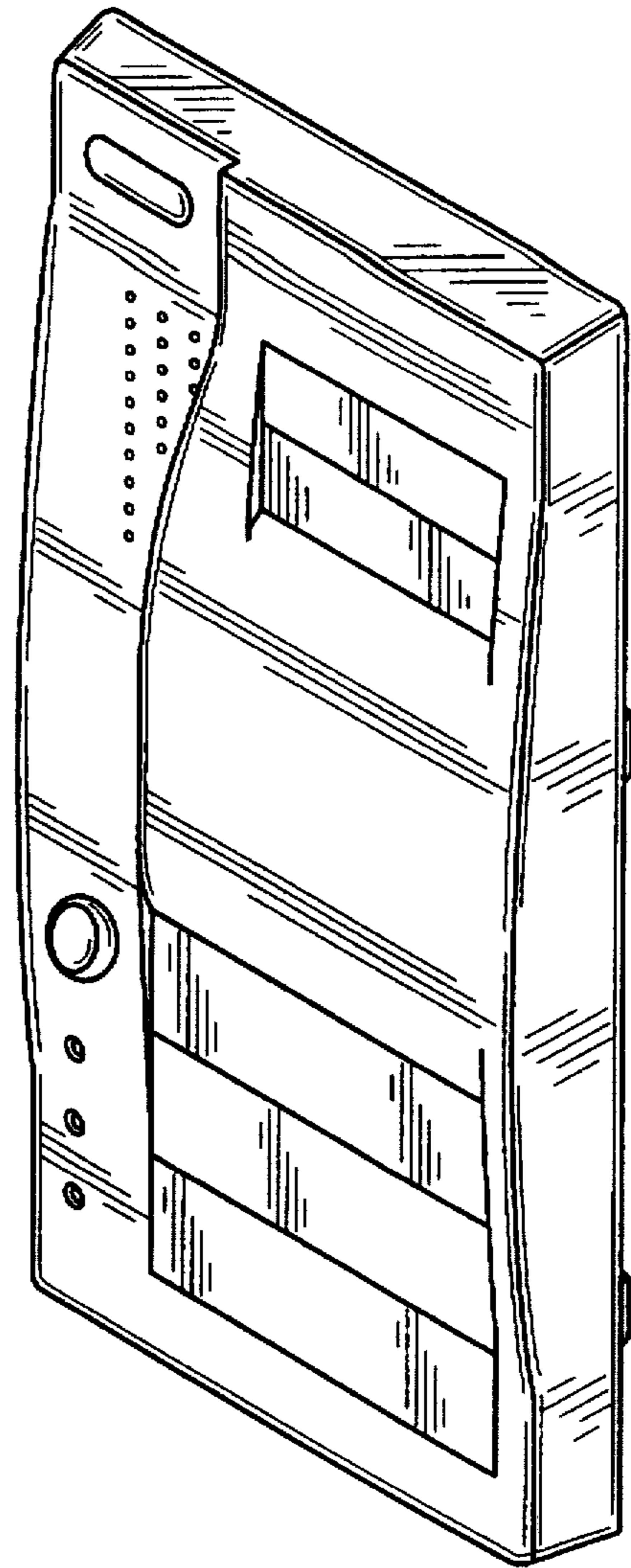


FIG. 2.

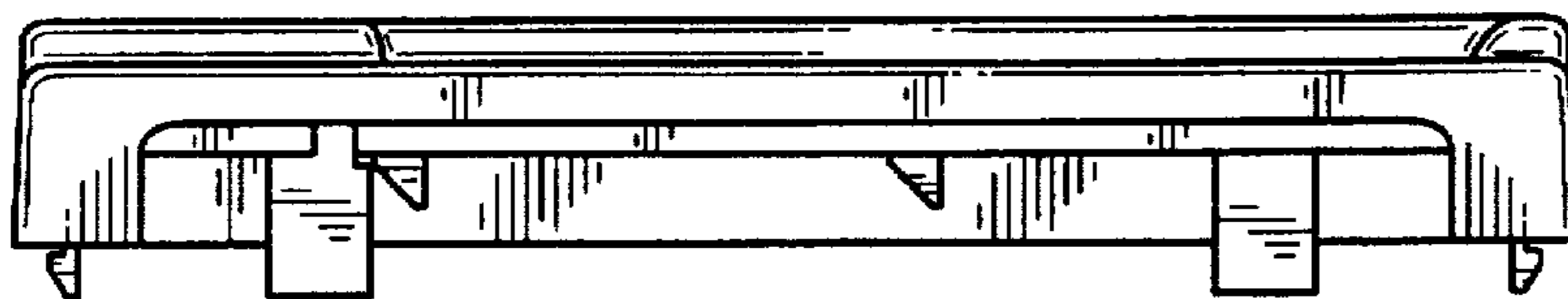


FIG. 3.

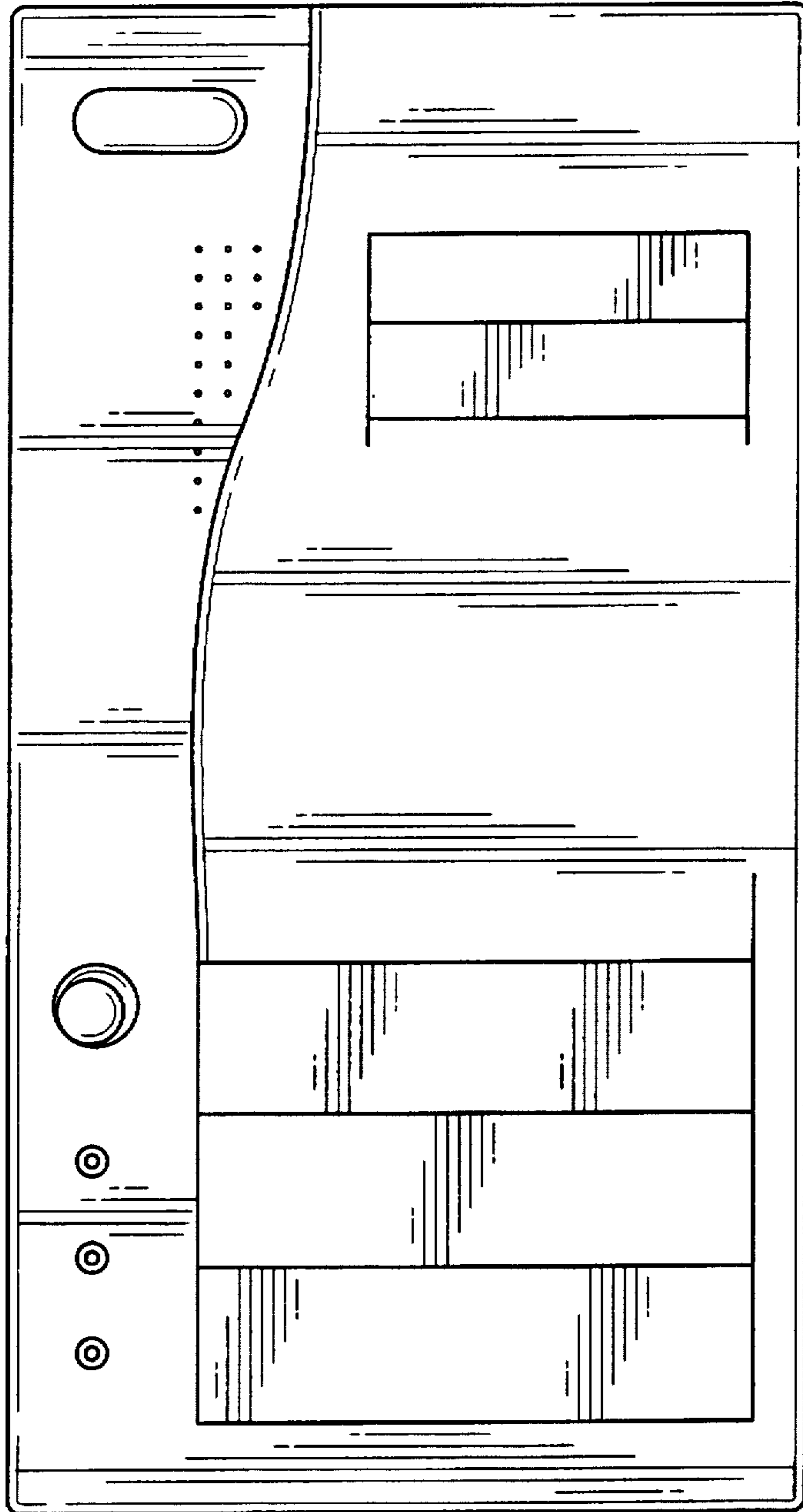



FIG. 6.

FIG. 5.



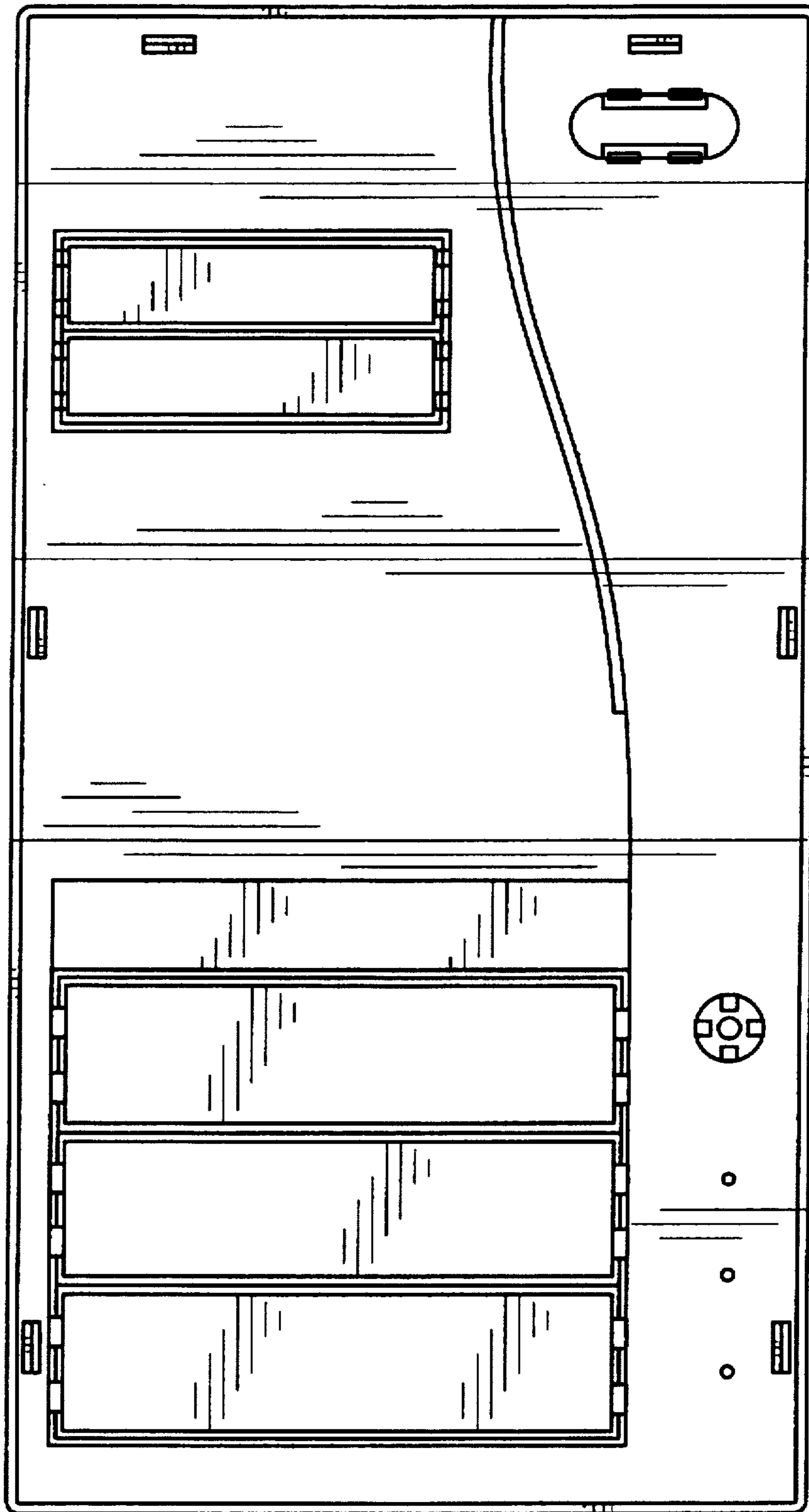


FIG. 7.