

US00D408366S

United States Patent [19]
Popadiuk

[11] **Patent Number: Des. 408,366**
[45] **Date of Patent: **Apr. 20, 1999**

[54] **COMBINED FLIPPER SWITCH AND FOUR-WAY SWITCH**

D. 305,022 12/1989 Hallgren et al. D13/171
D. 355,450 2/1995 Ho D14/117.9
4,256,931 3/1981 Palisek 200/5 A
5,536,911 7/1996 Madill 200/6 A

[75] **Inventor: John A Popadiuk, Bartlett, Ill.**

Primary Examiner—Alan P. Douglas
Assistant Examiner—Lavone D. Tabor
Attorney, Agent, or Firm—Arnold, White & Durkee

[73] **Assignee: Williams Electronics Games, Inc., Chicago, Ill.**

[**] **Term: 14 Years**

[57] **CLAIM**

[21] **Appl. No.: 29/089,228**

The ornamental design for a combined flipper switch and four-way switch, as shown and described.

[22] **Filed: Jun. 10, 1998**

DESCRIPTION

[51] **LOC (6) Cl. 13-03**

[52] **U.S. Cl. D13/158; D14/117.9**

[58] **Field of Search D13/158, 168, D13/169, 171; D14/117.1, 117.2, 117.9; 200/5 R, 5 A, 6 A, 339; 273/148 B; 345/156, 184; 436/36, 37**

FIG. 1 is an isometric view of a combined flipper switch and four-way switch showing my new design; FIG. 2 is a top plan view; and, FIG. 3 is a front elevational view, the rear, left side and right side elevations being identical in appearance to the front elevation.

The bottom of the combined flipper switch and four-way switch forms no part of the claimed design.

[56] **References Cited**

U.S. PATENT DOCUMENTS

D. 239,394 3/1976 Adams et al. D13/169

1 Claim, 2 Drawing Sheets

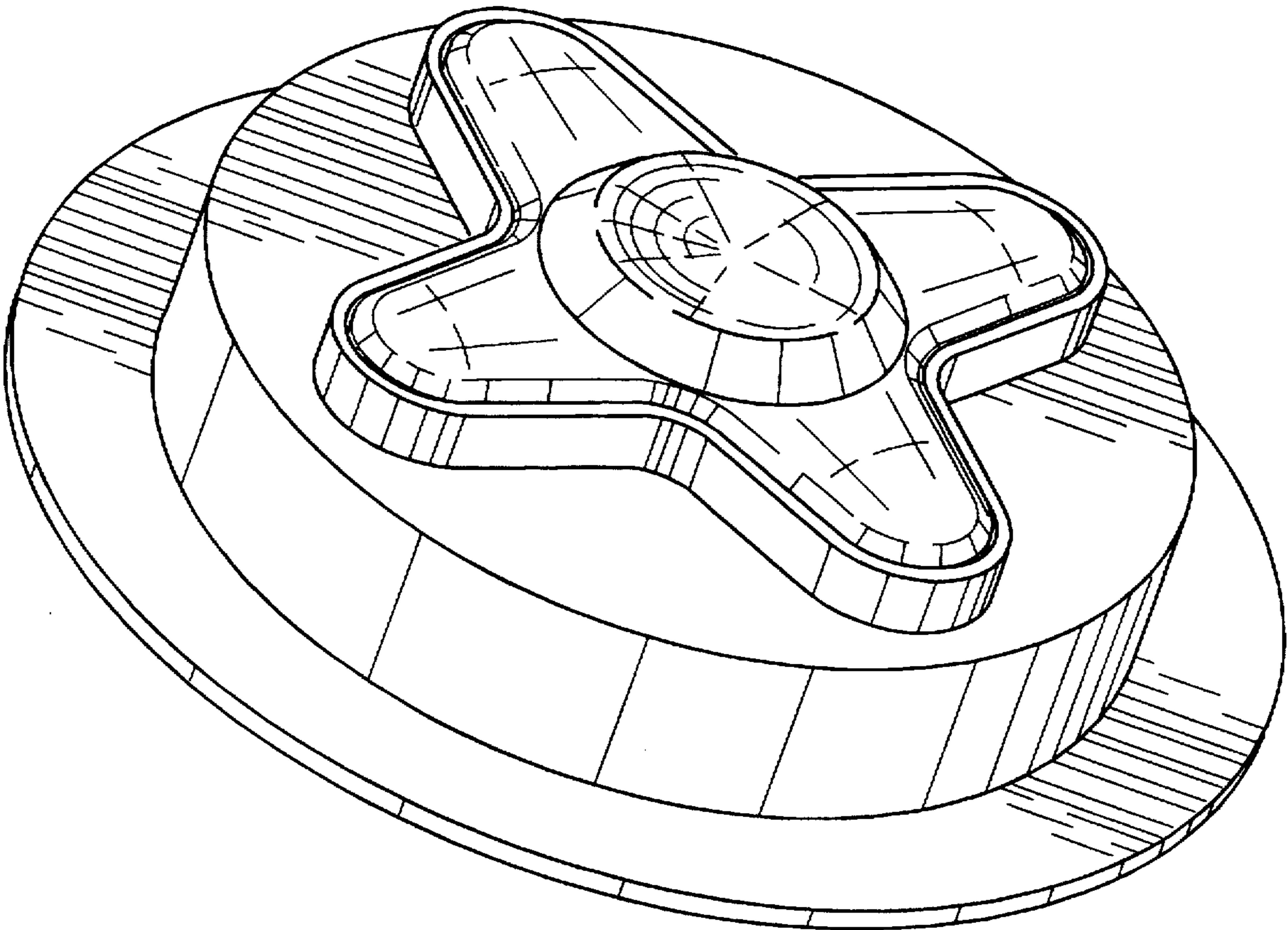


Fig. 1

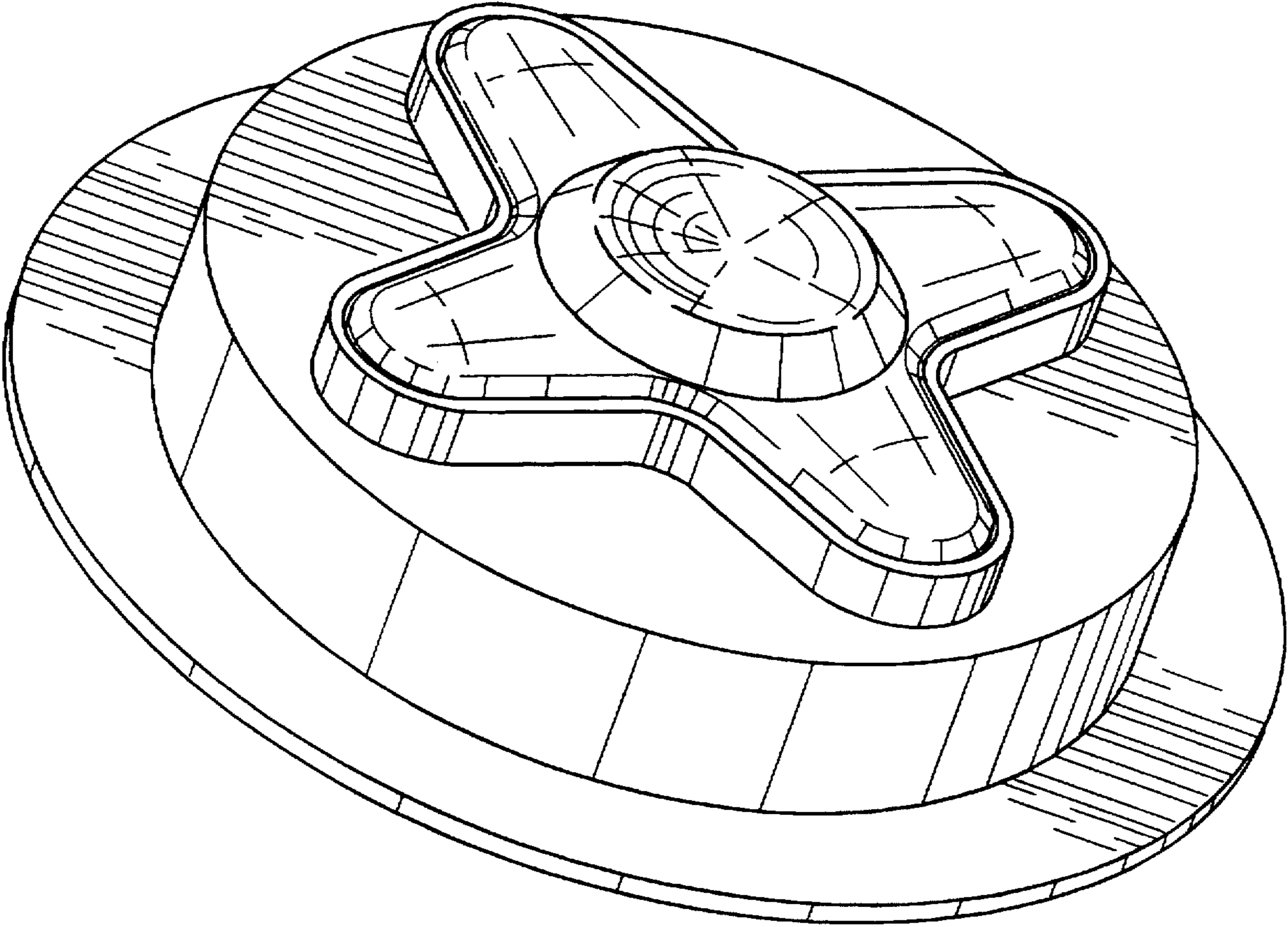


Fig. 2

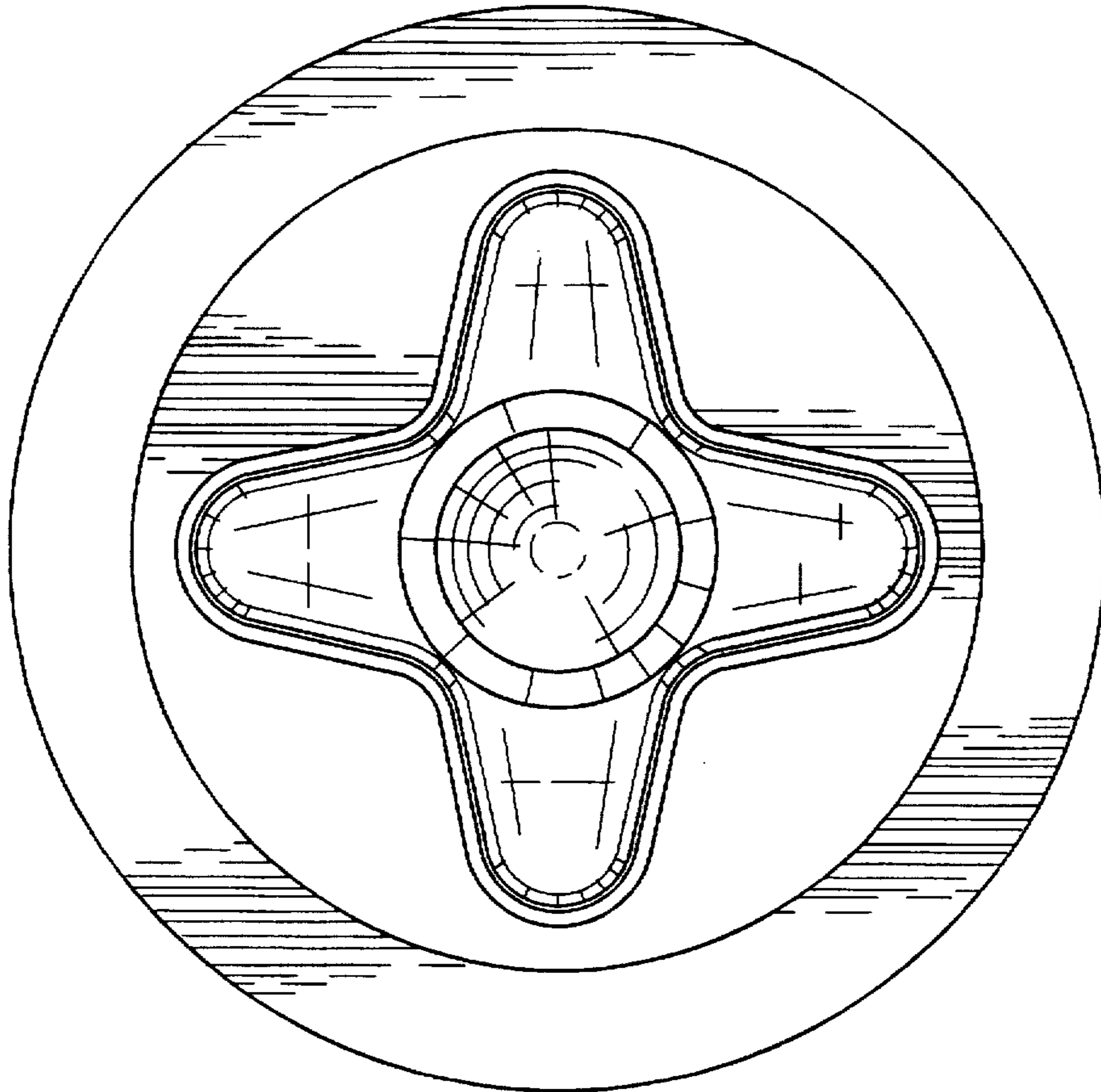


Fig. 3

