



US00D408362S

United States Patent [19]
Coll

[11] **Patent Number: Des. 408,362**

[45] **Date of Patent: **Apr. 20, 1999**

[54] **GROUND CLAMP**

[75] **Inventor: Gene Coll, Cranford, N.J.**

[73] **Assignee: Thomas & Betts Corporation**

[**] **Term: 14 Years**

[21] **Appl. No.: 29/077,914**

[22] **Filed: Oct. 14, 1997**

[51] **LOC (6) Cl. 13-03**

[52] **U.S. Cl. D13/149; D13/151**

[58] **Field of Search D13/133, 151,
D13/149; D8/394; 439/92, 100, 95, 97,
806, 803**

[56] **References Cited**

U.S. PATENT DOCUMENTS

5,006,074	4/1991	Franks, Jr.	439/92
5,114,354	5/1992	Franks, Jr.	439/92
5,160,271	11/1992	Franks, Jr.	439/92

Primary Examiner—Joel Sincavage

[57] **CLAIM**

The ornamental design for a ground clamp, as shown and described.

DESCRIPTION

FIG. 1 is a perspective view of one embodiment of the design.

FIG. 2 is a side view thereof, the opposite side view being the same.

FIG. 3 is a top view thereof.

FIG. 4 is a bottom view thereof.

FIGS. 5 and 6 are end views thereof.

FIG. 7 is a perspective view of a second embodiment of the design.

FIG. 8 is a side view thereof, the opposite side view being the same.

FIG. 9 is a top view thereof.

FIG. 10 is a bottom view thereof; and,

FIGS. 11 and 12 are end views thereof.

1 Claim, 2 Drawing Sheets

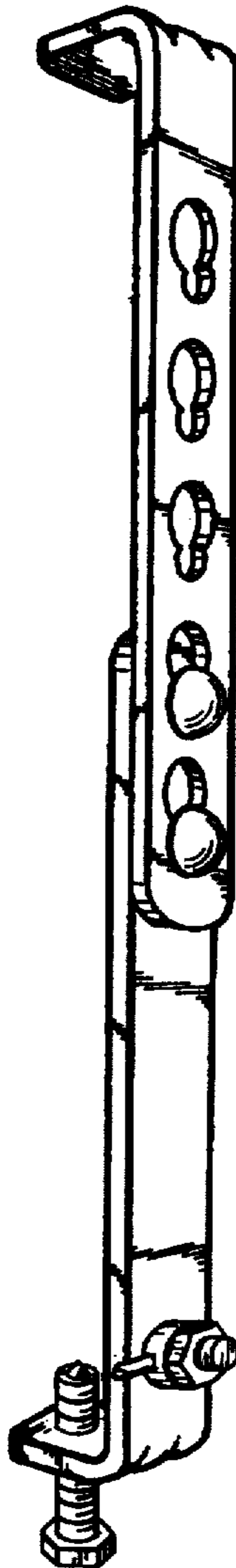


FIG.1

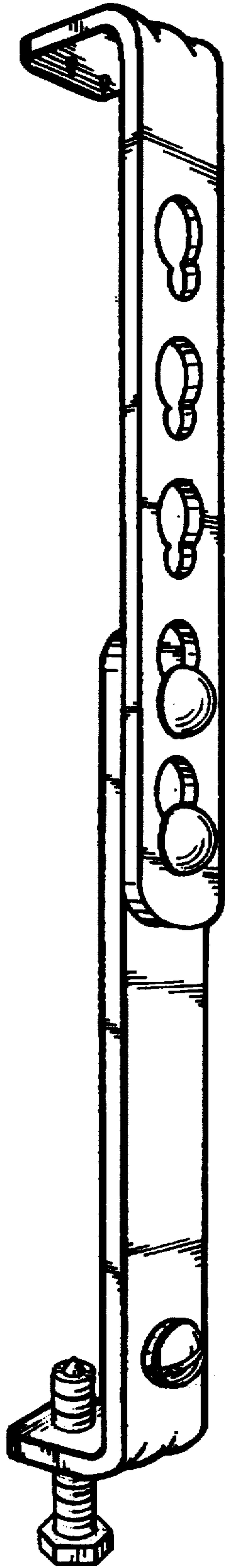


FIG.2




FIG.3

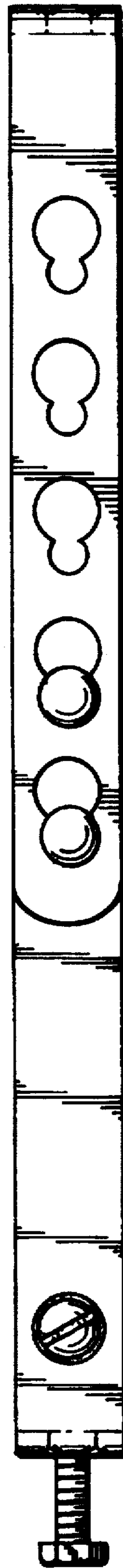


FIG.4




FIG.5



FIG.6



FIG. 7

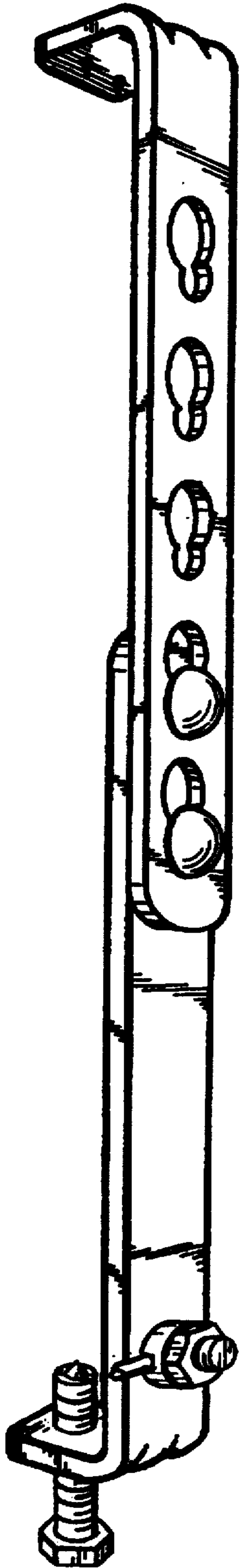


FIG. 8




FIG. 9

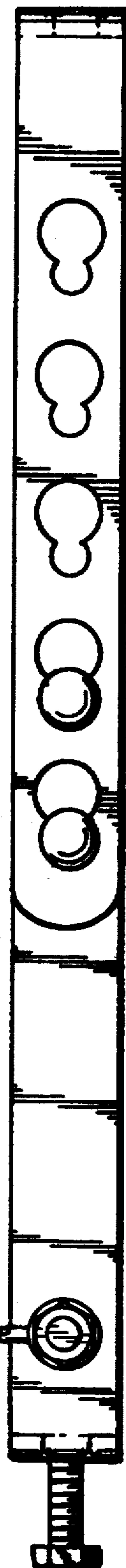


FIG. 10




FIG. 11



FIG. 12

