



US00D408350S

United States Patent [19]

Ball et al.

[11] Patent Number: **Des. 408,350**

[45] Date of Patent: ****Apr. 20, 1999**

[54] **CAR ACCESSORY**

[75] Inventors: **Greg Ball, Randolph; David Dennison,**
Morristown, both of N.J.

[73] Assignee: **Allison Corporation, Livingston, N.J.**

[**] Term: **14 Years**

[21] Appl. No.: **29/064,620**

[22] Filed: **Jan. 7, 1997**

[51] LOC (6) CL **12-16**

[52] U.S. Cl. **D12/425; D19/78**

[58] Field of Search **D12/415, 425,**
D12/423-424; D21/54-56, 16, 23, 34; D19/23,
92, 38, 61, 78, 96.97; D10/2, 15; 224/539;
D6/469; 296/37.1, 37.8, 37.14-37.15

[56] **References Cited**

U.S. PATENT DOCUMENTS

- D. 246,847 1/1978 Landan et al. D19/78 X
- D. 282,083 1/1986 Kier D19/78
- D. 287,862 1/1987 Hauser et al. D19/78
- D. 296,043 6/1988 Iacovelli D12/425 X

- D. 303,399 9/1989 Goutchat D19/78
- D. 317,179 5/1991 Kheng D19/78
- D. 333,488 2/1993 Kirchner D19/78

Primary Examiner—Doris V. Coles
Assistant Examiner—Stacia Sinuik
Attorney, Agent, or Firm—Helfgott & Karas, P C.

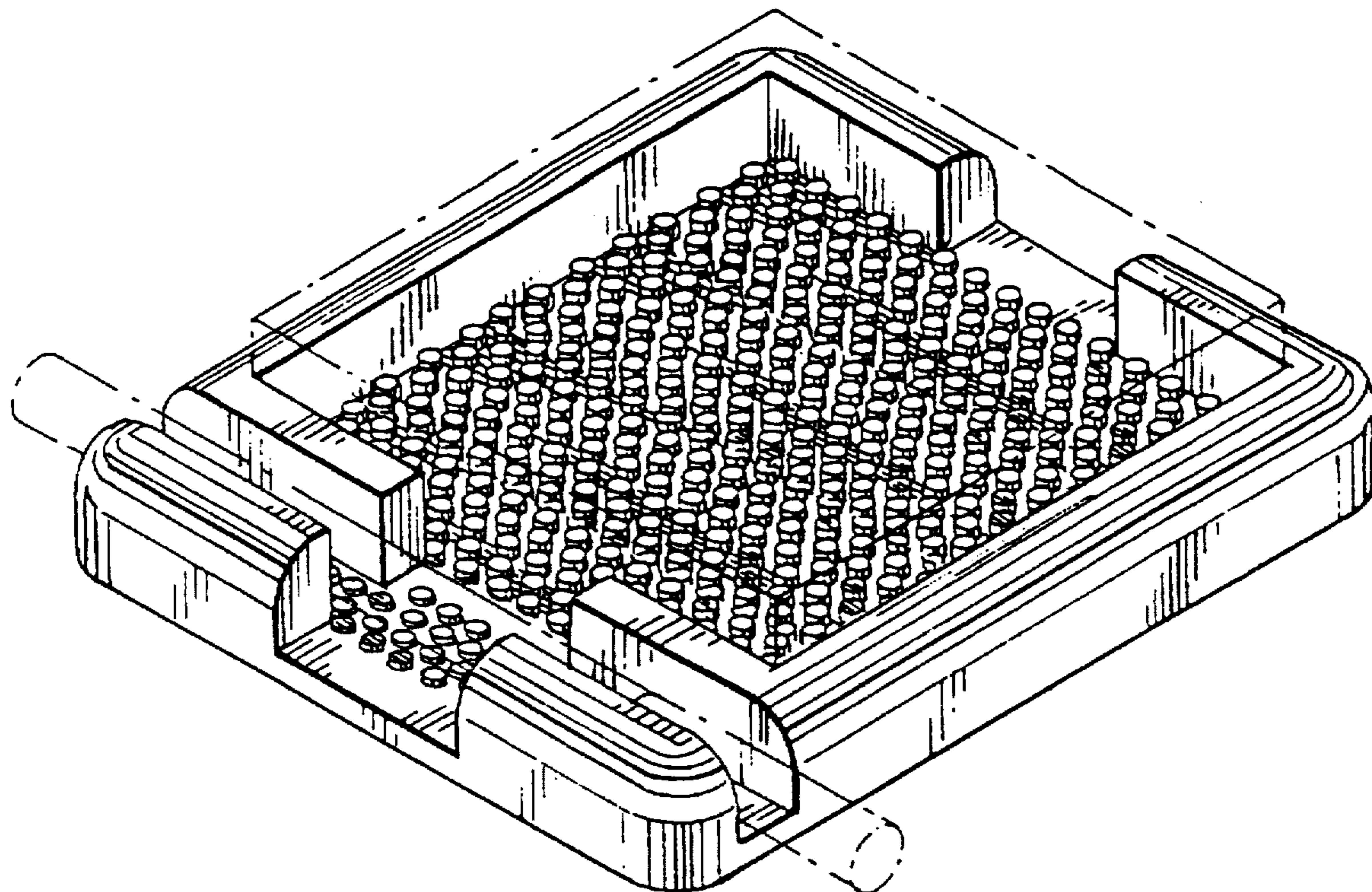
[57] **CLAIM**

The ornamental design for a car accessory, as shown and described.

DESCRIPTION

FIG. 1 is a perspective view of a car accessory showing my new design;
FIG. 2 is a top view thereof;
FIG. 3 is a front side elevational view thereof, the rear side being a mirror image thereof;
FIG. 4 is a left side elevational view thereof, the right side being a mirror image thereof; and,
FIG. 5 is a bottom view thereof.
The broken line showing of environment is for illustrative purposes only and forms no part of the claimed design.

1 Claim, 2 Drawing Sheets



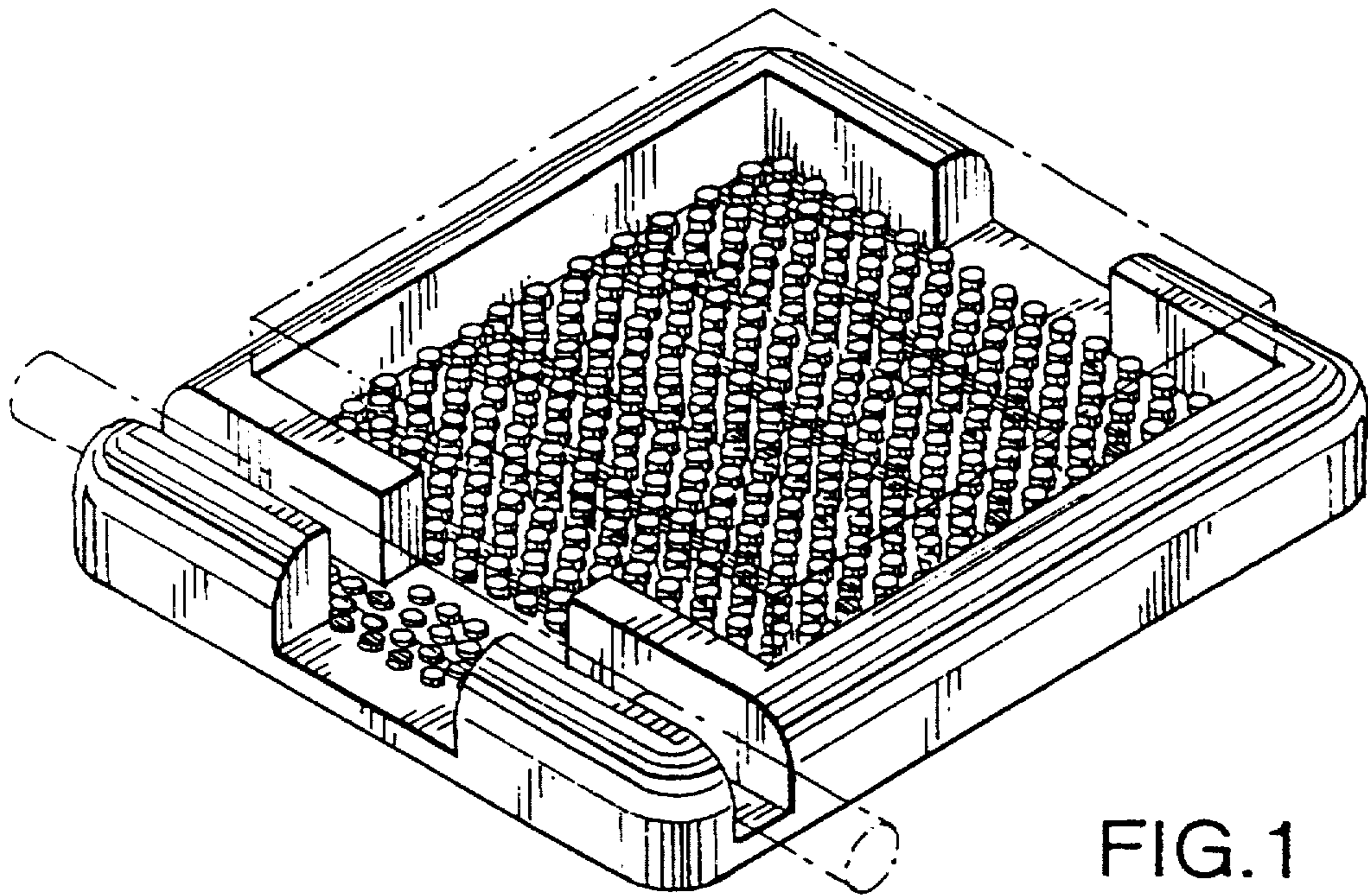


FIG. 1

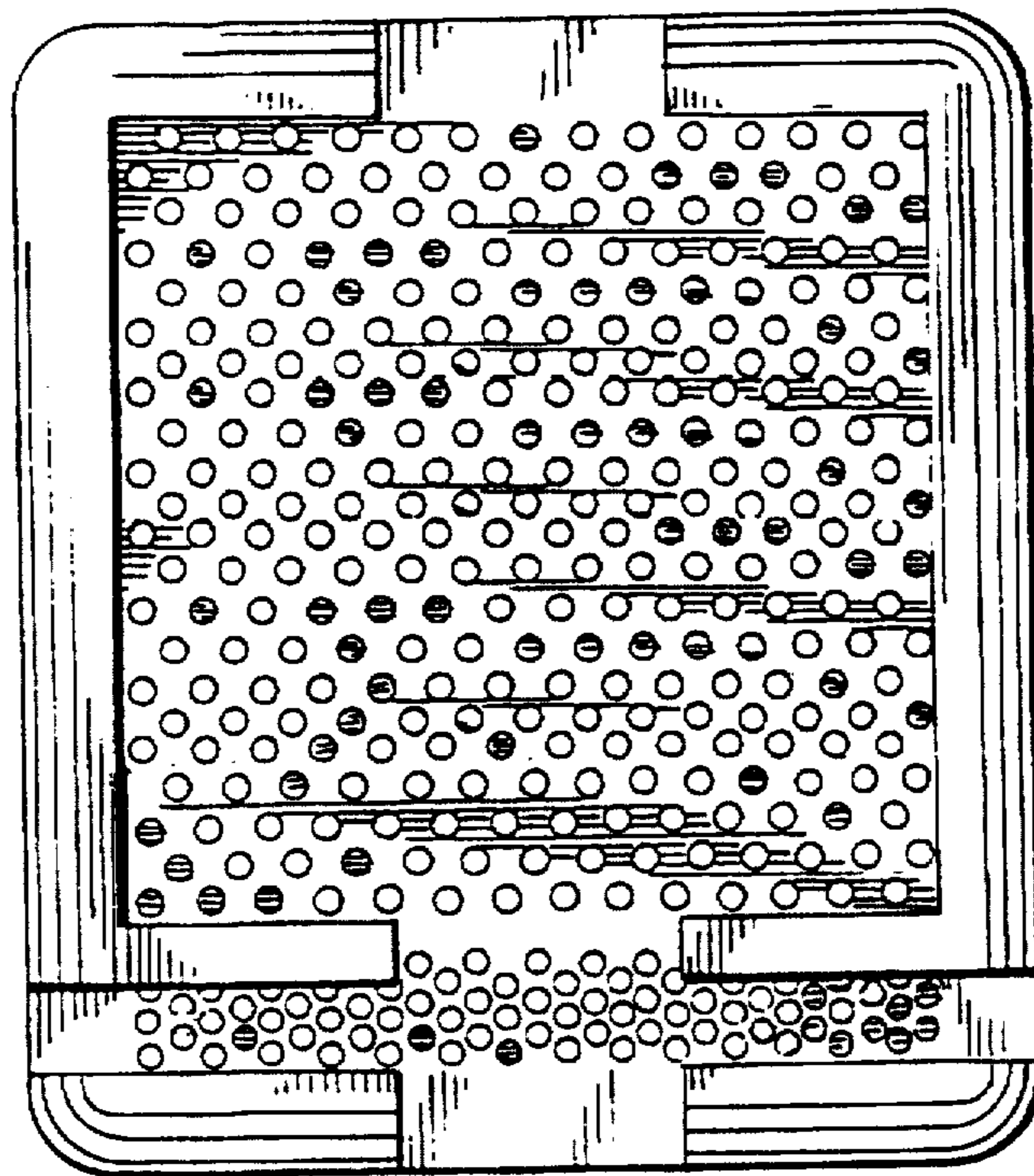


FIG. 2




FIG. 3

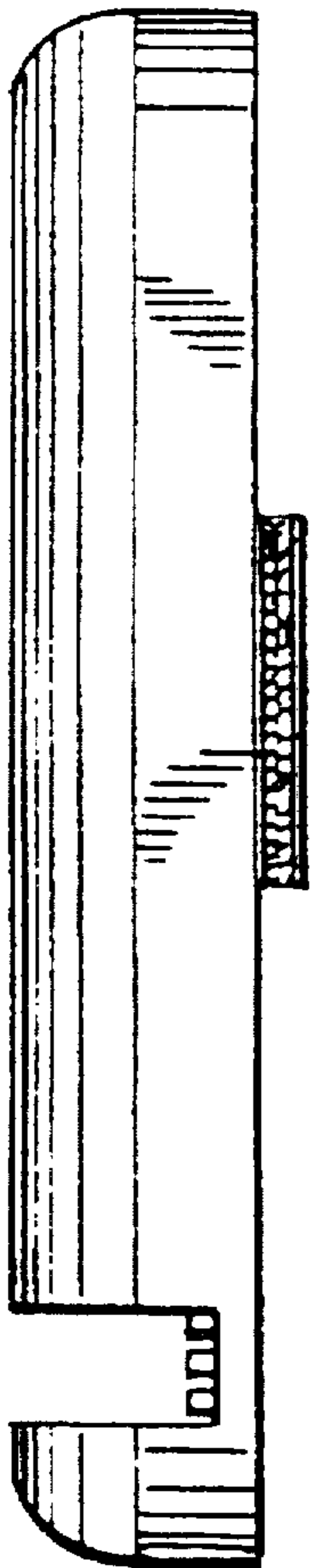


FIG. 4

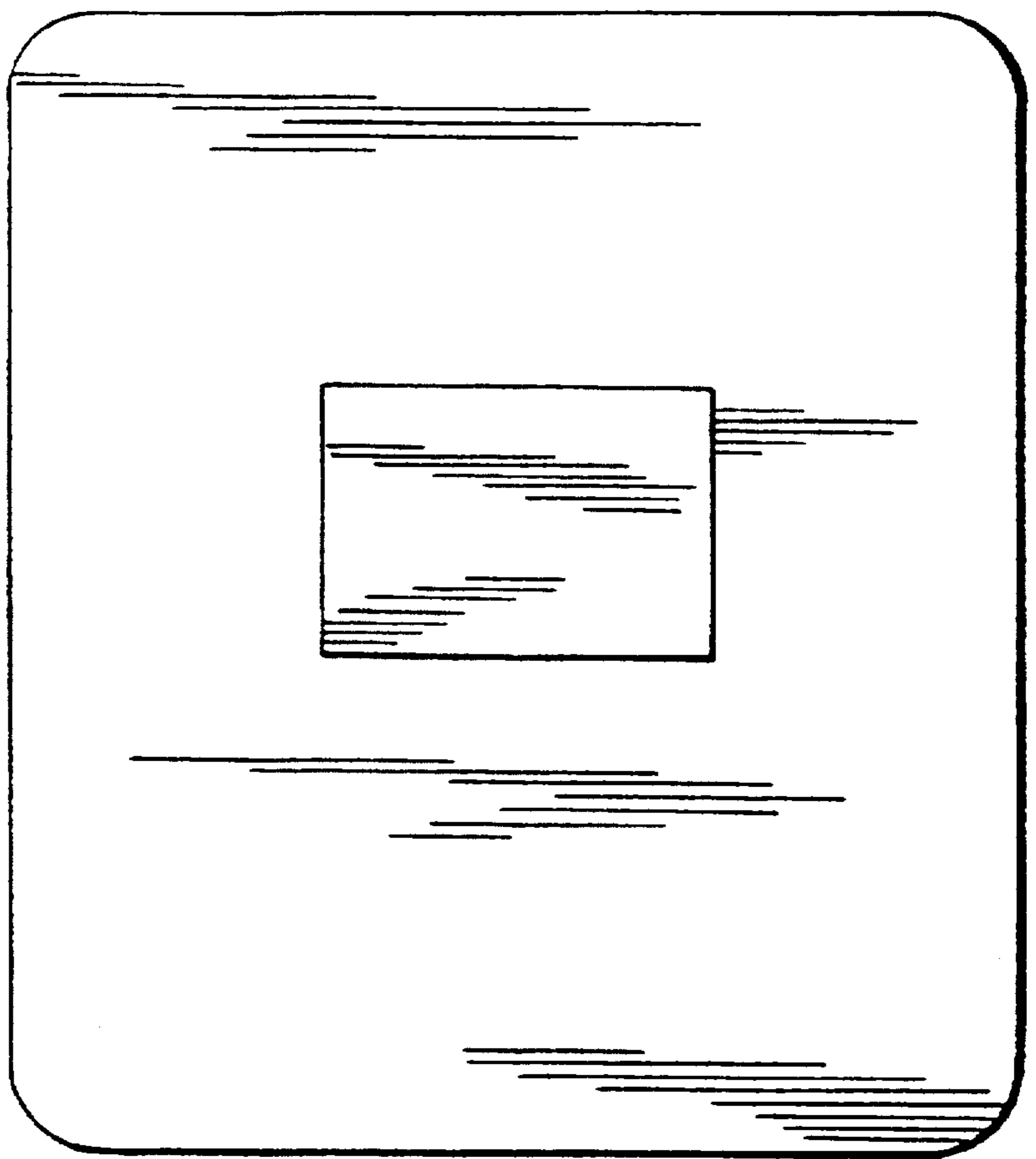


FIG. 5