



US00D408347S

United States Patent [19]
Craddock

[11] **Patent Number:** **Des. 408,347**
[45] **Date of Patent:** ****Apr. 20, 1999**

[54] **POWER BOAT HULL**

4,083,320 4/1978 Yost 114/56
4,193,370 3/1980 Schoell 114/291
5,456,202 10/1995 Schoell 114/291

[75] **Inventor:** **Ronald Leonard Craddock,**
Bayswater, Australia

Primary Examiner—Kay H. Chin
Attorney, Agent, or Firm—Grace J. Fishel

[73] **Assignee:** **Skycraft Pty Ltd.,** Victoria, Australia

[**] **Term:** **14 Years**

[57] **CLAIM**

[21] **Appl. No.:** **29/073,487**

The ornamental design for a power boat hull, as shown and described.

[22] **Filed:** **Jul. 14, 1997**

DESCRIPTION

[51] **LOC (6) Cl.** **12-06**

FIG. 1 is a bottom plan view of a power boat hull showing my new design;

[52] **U.S. Cl.** **D12/300; D12/314**

FIG. 2 is a side elevational view thereof, the opposite side view being a mirror image of that shown;

[58] **Field of Search** **D12/300-318;**
114/56, 271, 288-291

FIG. 3 is a front elevational view thereof;

FIG. 4 is a rear elevational view thereof; and,


FIG. 5 is a bottom perspective view thereof.

[56] **References Cited**

U.S. PATENT DOCUMENTS

D. 359,941 7/1995 Mannerfelt D12/314
D. 374,852 10/1996 Mannerfelt D12/314

1 Claim, 2 Drawing Sheets



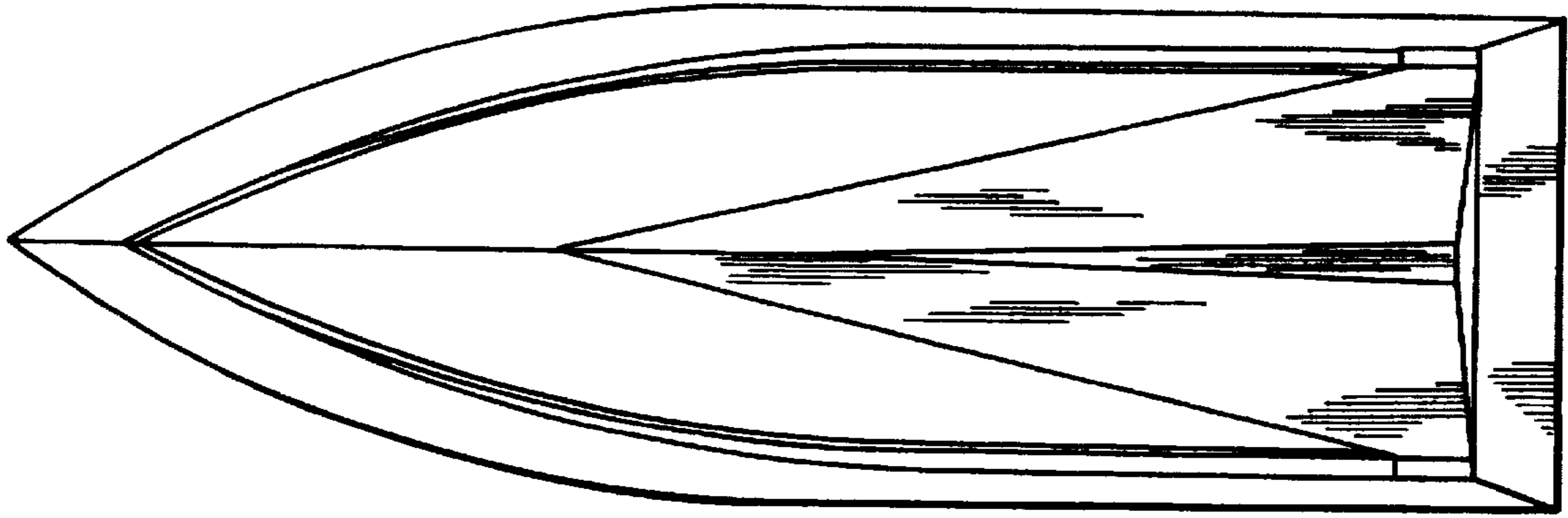


FIG. 1




FIG. 2

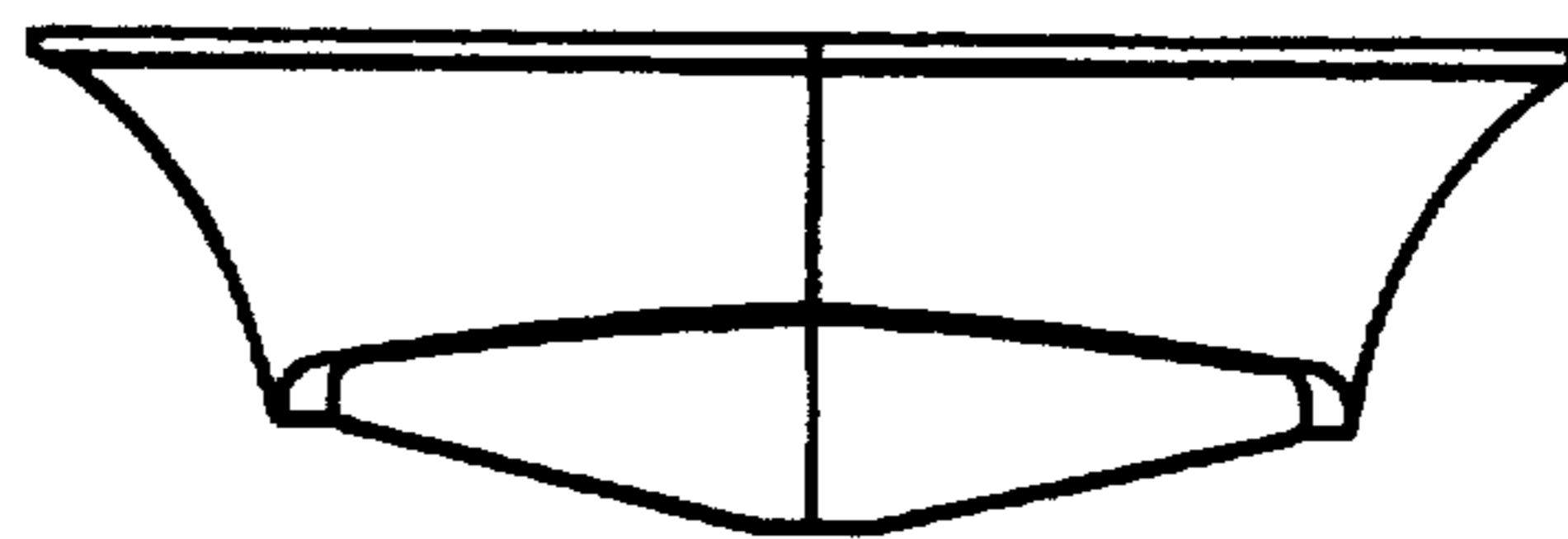


FIG. 3



FIG. 4

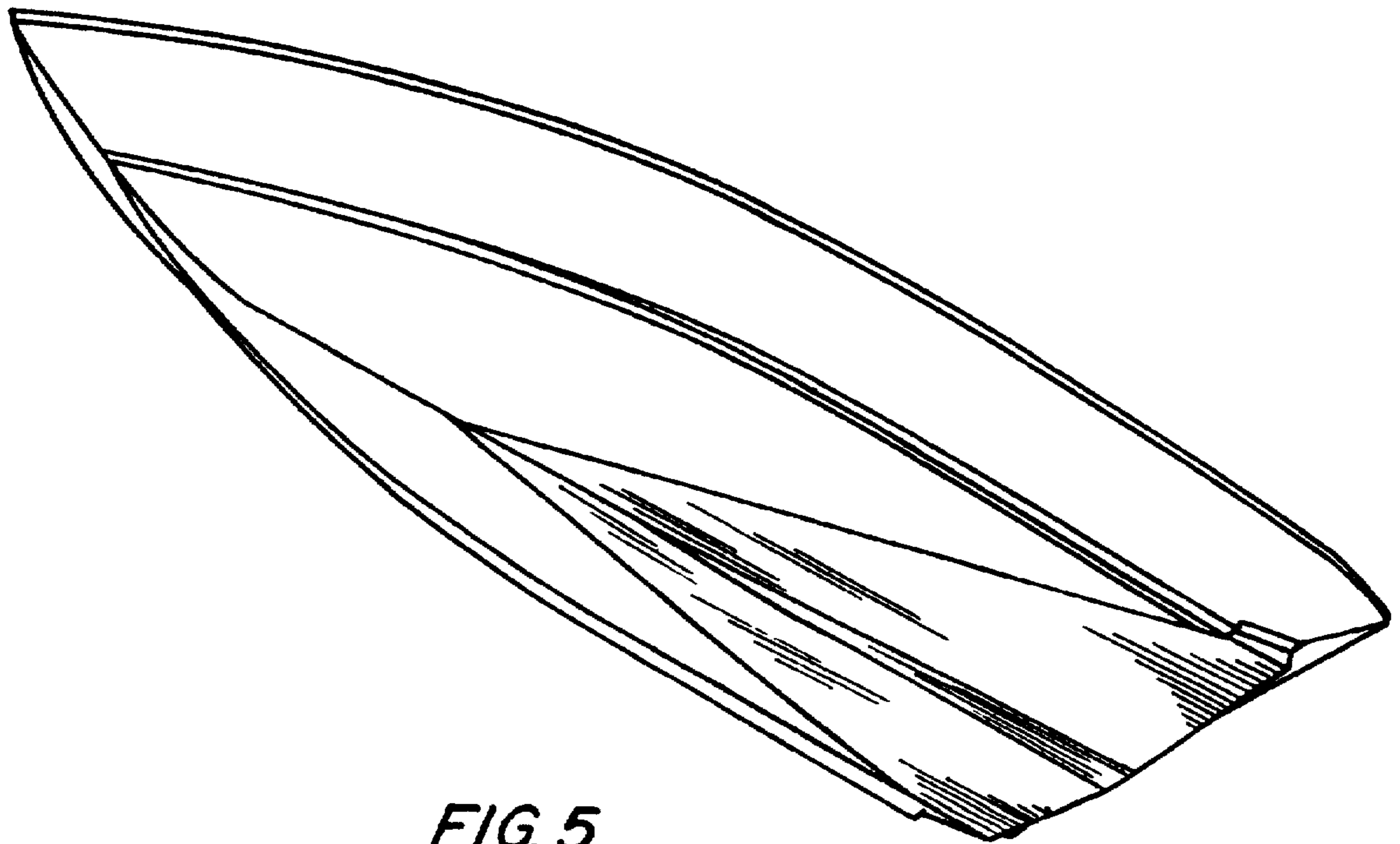


FIG. 5