



US00D408345S

United States Patent [19]
Cullen

[11] **Patent Number: Des. 408,345**
[45] **Date of Patent: **Apr. 20, 1999**

[54] **VEHICLE-WHEEL FRONT FACE**
[75] **Inventor: Murray S. Cullen, Irvine, Calif.**
[73] **Assignee: Mobile Hi-Tech Wheels, Torrance, Calif.**
[**] **Term: 14 Years**
[21] **Appl. No.: 29/095,899**
[22] **Filed: Oct. 30, 1998**
[51] **LOC (6) Cl. 12-16**
[52] **U.S. Cl. D12/209**
[58] **Field of Search D12/204-213;**
301/64.1, 65, 37.1

D. 380,432 7/1997 Hettler D12/209
D. 384,022 9/1997 Hatter D12/209
D. 384,025 9/1997 Roesianto D12/209
D. 384,320 9/1997 Bhambra D12/209
D. 392,237 3/1998 Kelley D12/209
D. 398,573 9/1998 Cattaneo D12/211
D. 399,470 10/1998 Sacco et al. D12/209

Primary Examiner—Doris V. Coles
Assistant Examiner—Stacia Sinuik
Attorney, Agent, or Firm—Christie, Parker & Hale, LLP

[57] **CLAIM**

The ornamental design for a vehicle-wheel front face, as shown and described.

DESCRIPTION

FIG. 1 is a perspective view of a vehicle-wheel front face according to my new design; FIG. 2 is a front elevational view thereof; and, FIG. 3 is a side elevational view thereof. Portions of the wheel depicted in broken line are for illustrative purposes only, and form no part of the claimed design.

[56] **References Cited**
U.S. PATENT DOCUMENTS
D. 267,564 1/1983 Wright D12/211
D. 360,610 7/1995 Bernoni D12/211
D. 361,547 8/1995 Weld D12/211
D. 368,885 4/1996 Wagner D12/209
D. 377,471 1/1997 Stach D12/209
D. 379,612 6/1997 Honarkhah D12/209

1 Claim, 3 Drawing Sheets




Fig. 1

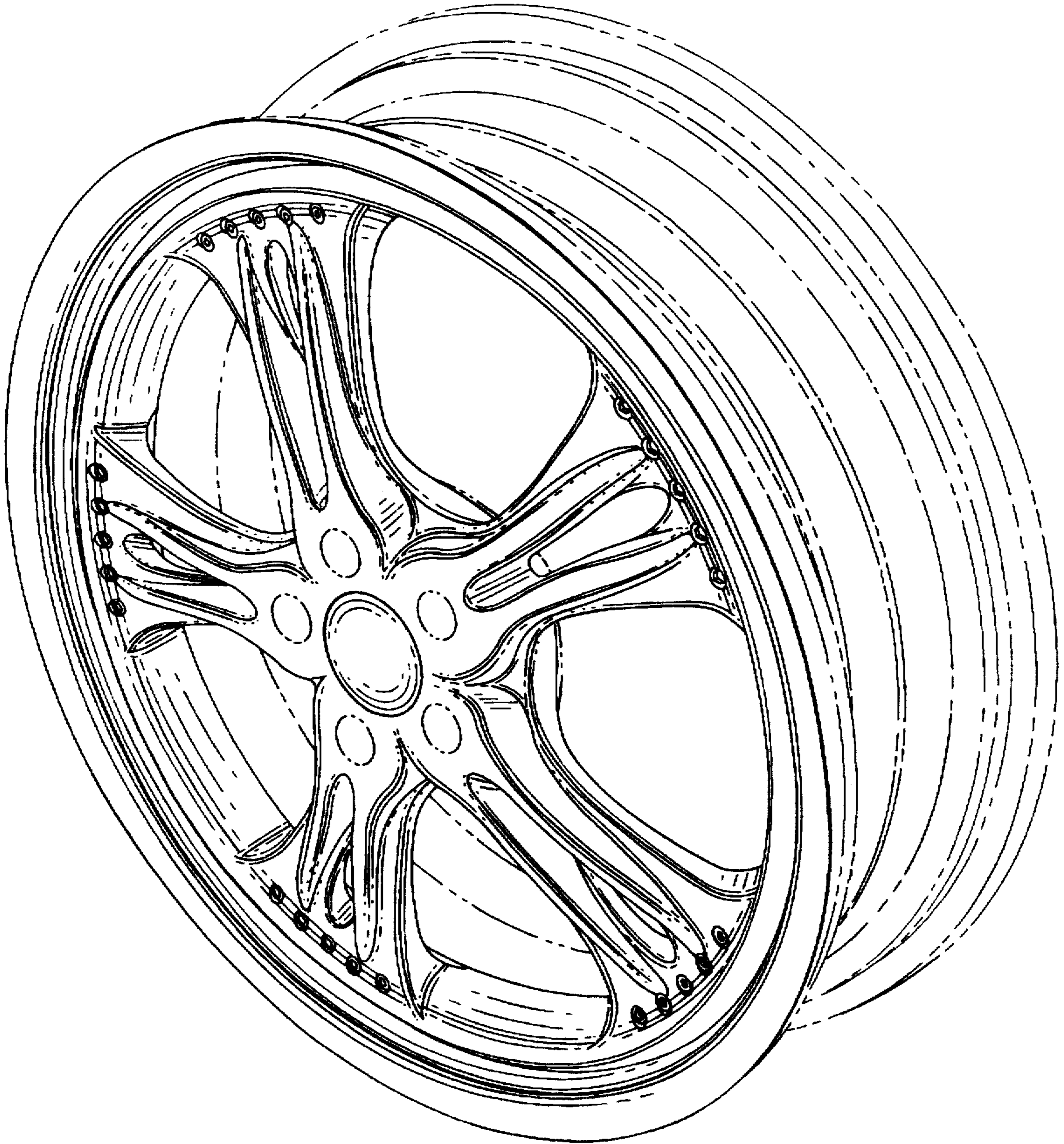


FIG. 2




FIG. 3

