



US00D408342S

United States Patent [19] Yang

[11] Patent Number: Des. 408,342

[45] Date of Patent: **Apr. 20, 1999

- [54] VEHICLE FLOOR MAT
- [75] Inventor: Ming-Shun Yang, Taipei, Taiwan
- [73] Assignee: Formosa Saint Jose Corp., Taipei, Taiwan
- [**] Term: 14 Years
- [21] Appl. No.: 29/090,326
- [22] Filed: Jul. 6, 1998
- [51] LOC (6) CL 12-16
- [52] U.S. Cl. D12/203
- [58] Field of Search D12/203, 400;
296/97.23; 15/215-217; D6/582-586, 592;
428/141; 280/163, 164.1

- D. 309,444 7/1990 Charet et al. D12/203
- D. 313,789 1/1991 Thundercloud D12/203
- D. 325,555 4/1992 Primeau D12/203
- D. 342,932 1/1994 Primeau D12/203
- D. 393,238 4/1998 Kraines D12/203

Primary Examiner—James Gandy
 Assistant Examiner—Stacia Sinuik
 Attorney, Agent, or Firm—Erik M. Arnhem

[57] CLAIM

The ornamental design for a vehicle floor mat, as shown and described.

DESCRIPTION

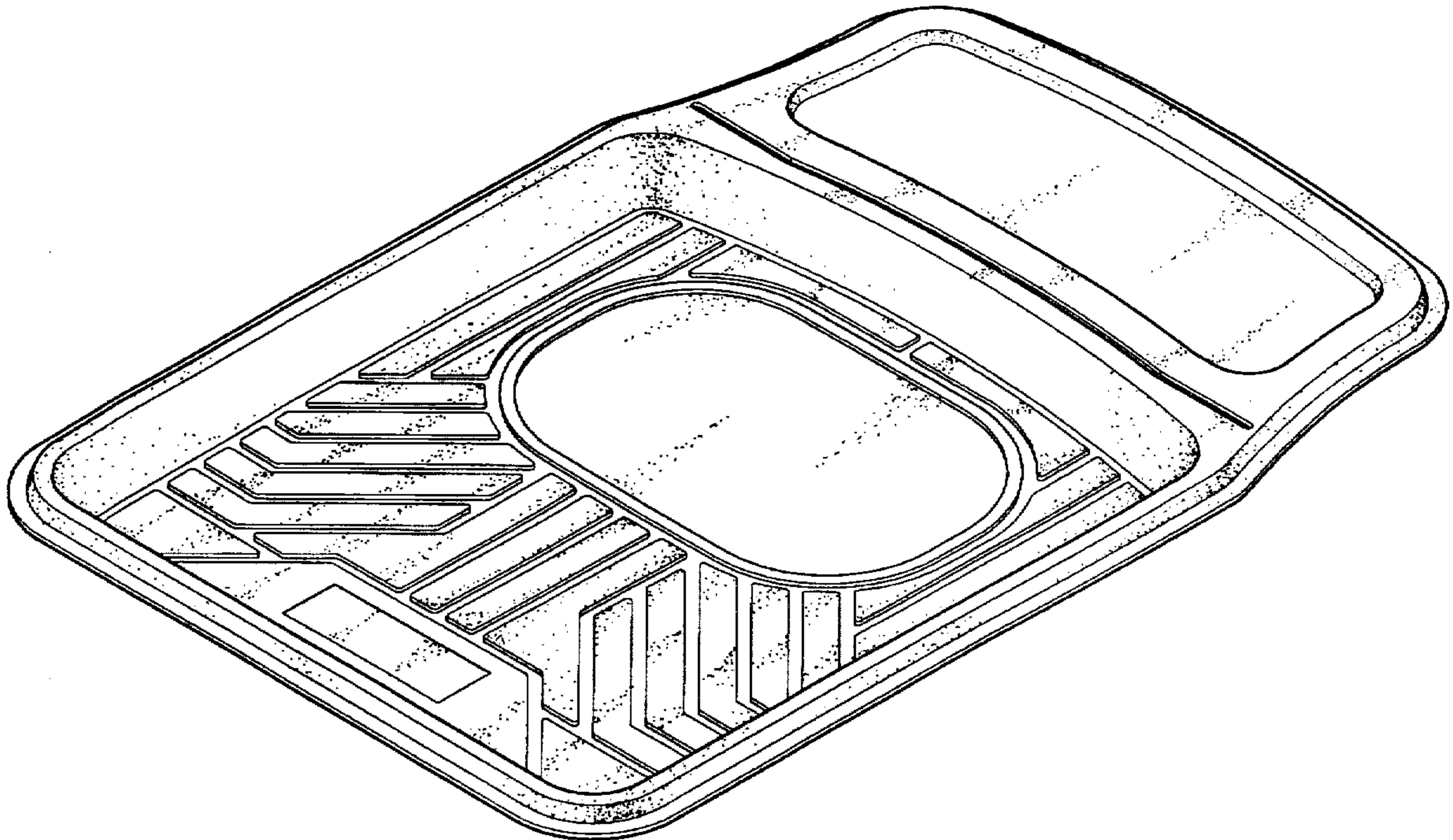
FIG. 1 is a perspective view of a vehicle floor mat showing my design;
 FIG. 2 is an enlarged front elevational view thereof;
 FIG. 3 is an enlarged rear elevational view thereof;
 FIG. 4 is an enlarged left side elevational view thereof;
 FIG. 5 is an enlarged right side elevational view thereof;
 FIG. 6 is an enlarged top plan view thereof; and,
 FIG. 7 is an enlarged bottom plan view thereof.

[56] References Cited

U.S. PATENT DOCUMENTS

- D. 257,674 12/1980 Wooters D12/203
- D. 288,799 3/1987 Peress D12/203
- D. 302,416 7/1989 Lehner et al. D12/203
- D. 308,507 6/1990 Charet et al. D12/203

1 Claim, 5 Drawing Sheets



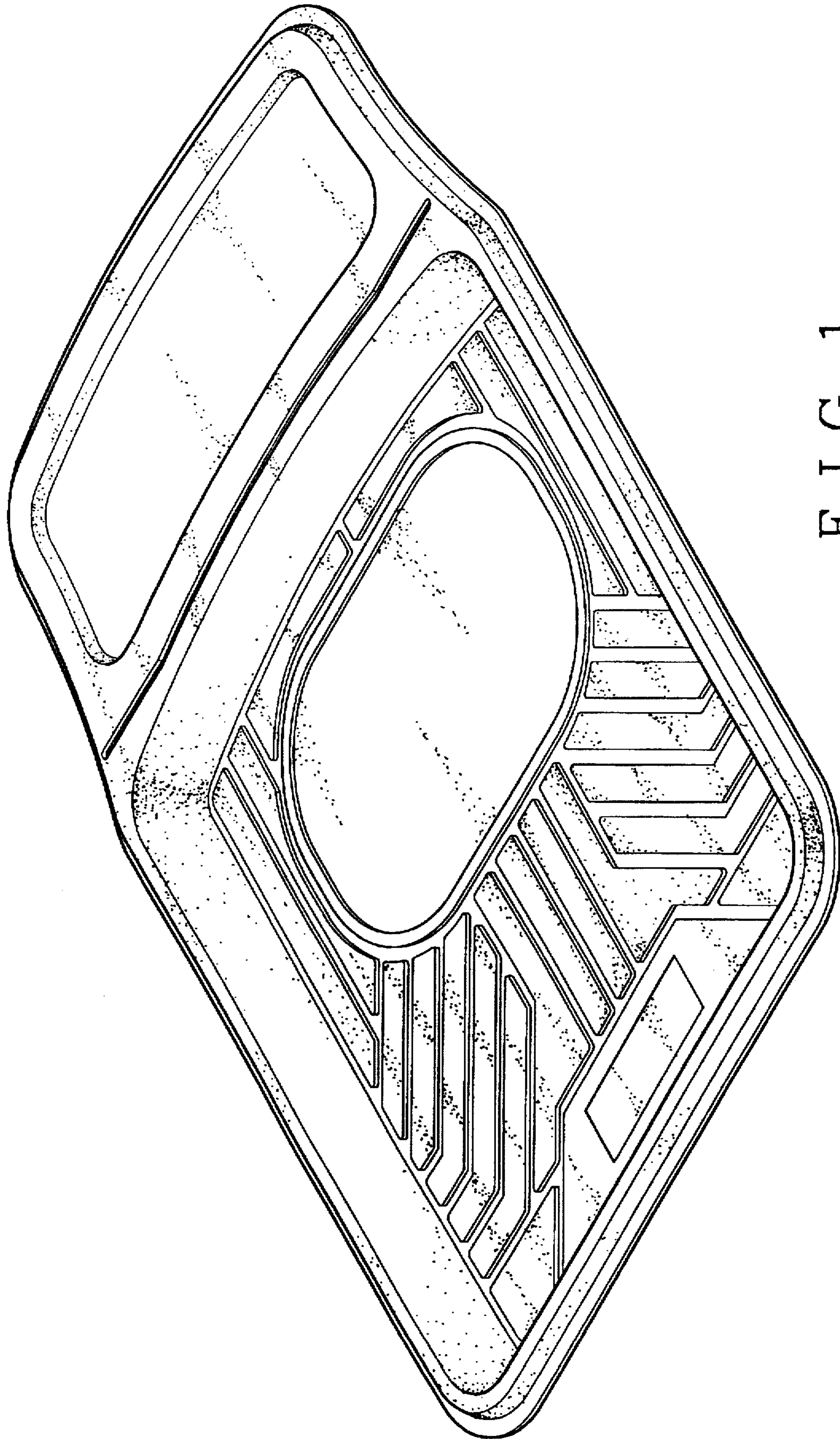


FIG. 1

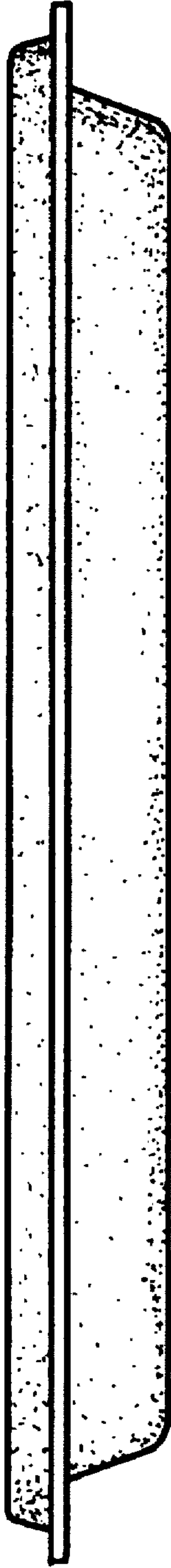


FIG. 2




FIG. 3




FIG. 4




FIG. 5

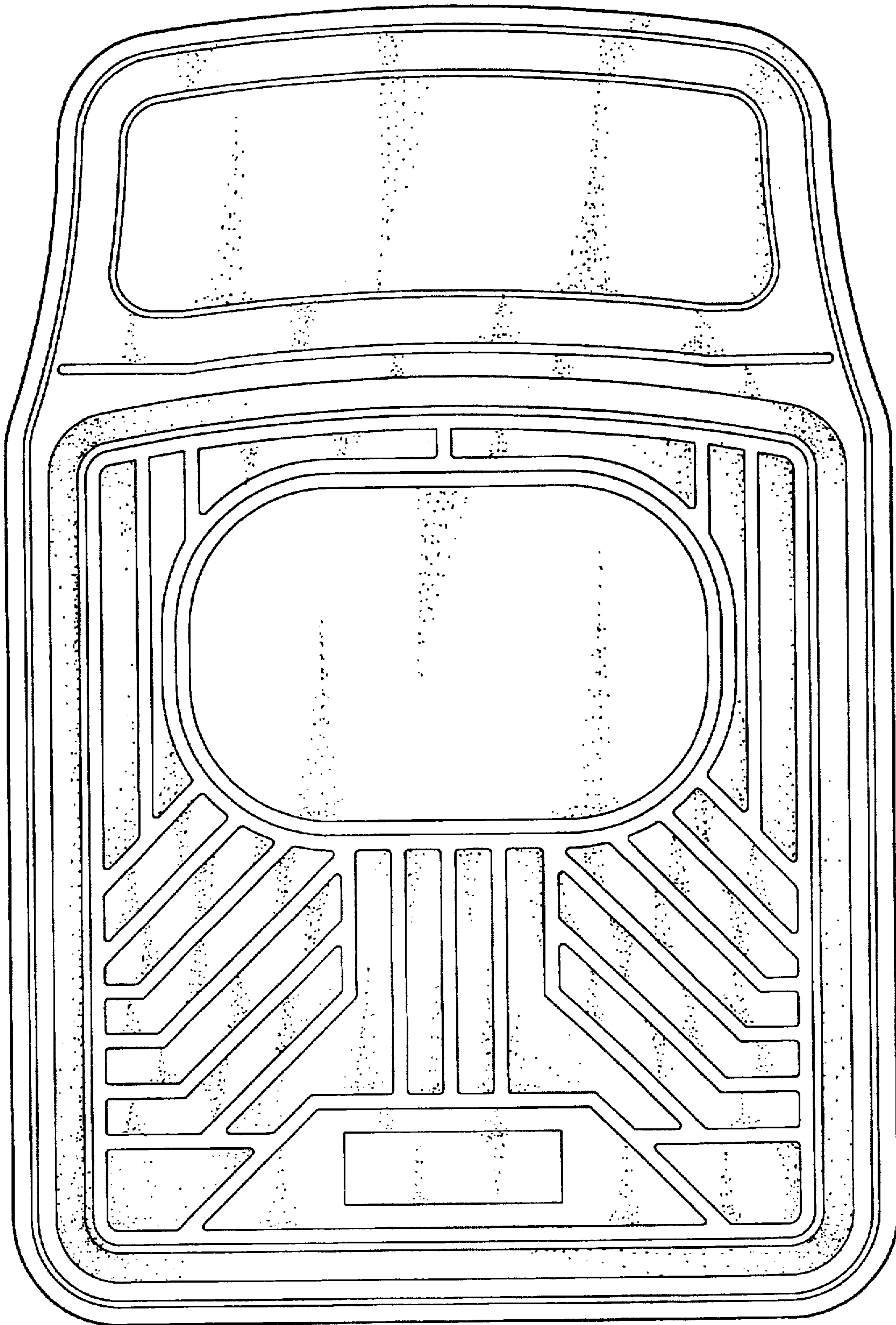


FIG. 6

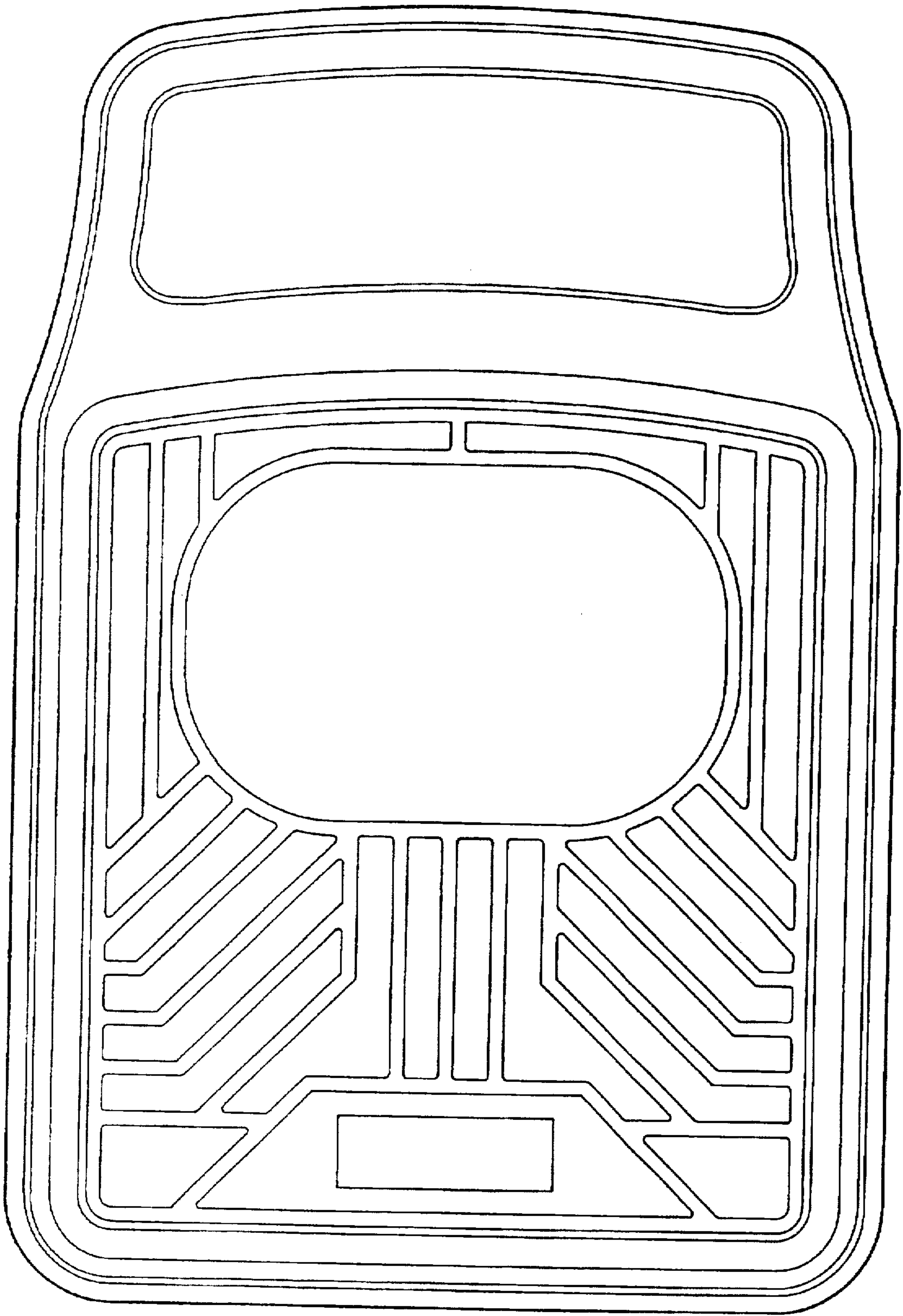


FIG. 7