



US00D408332S

United States Patent [19]

Leoni

[11] Patent Number: **Des. 408,332**

[45] Date of Patent: ****Apr. 20, 1999**

[54] TRUCK TRAILER BODY WITH SLOPED-EDGE SLIDING CANOPIES

[76] Inventor: **Michael C. Leoni**, 3167 Golfview, Saline, Mich. 48176

[**] Term: **14 Years**

[21] Appl. No.: **29/079,451**

[22] Filed: **Nov. 13, 1997**

[51] LOC (6) Cl. **12-08**

[52] U.S. Cl. **D12/97**

[58] Field of Search D12/97, 95, 96; 296/100, 183, 190; 180/89.12, 89.16, 89.14

[56] References Cited

U.S. PATENT DOCUMENTS

D. 245,244	8/1977	Amot et al.	D12/97
D. 295,734	5/1988	Barber et al.	D12/97
D. 314,164	1/1991	Barber et al.	D12/97
D. 338,641	8/1993	Brutsche	D12/97
D. 388,024	12/1997	Clement	D12/97
4,770,461	9/1988	Lovaas	296/100
4,909,561	3/1990	Lovaas	296/100
5,067,766	11/1991	Lovaas	296/100
5,516,182	5/1996	Aragon et al.	296/100
5,564,773	10/1996	Lapsley et al.	296/100

Primary Examiner—Melody N. Brown

Attorney, Agent, or Firm—Harness, Dickey & Pierce, P.L.C.

[57] CLAIM

The ornamental design for a truck trailer body with sloped-edge sliding canopies, as shown and described.

DESCRIPTION

FIG. 1 is a front perspective view of a truck trailer body with

sloped-edge sliding canopies showing my new design, the truck cab and wheels shown in broken lines are for illustrative purposes only and form no part of the claimed design;

FIG. 2 is a side elevational view thereof, the opposite side being a substantial mirror image of that shown;

FIG. 3 is a front elevational view thereof;

FIG. 4 is a rear elevational view thereof;

FIG. 5 is a top view of the truck trailer body of FIG. 1.

FIG. 6 is a front perspective view of a truck trailer showing a second embodiment of my new design, the truck cab and wheels shown in broken lines are for illustrative purposes only and form no part of the claimed design.

FIG. 7 is a side view illustrating the truck trailer body of FIG. 6 with its three canopies, it being understood that the opposite side thereof is a substantial mirror-image thereof;

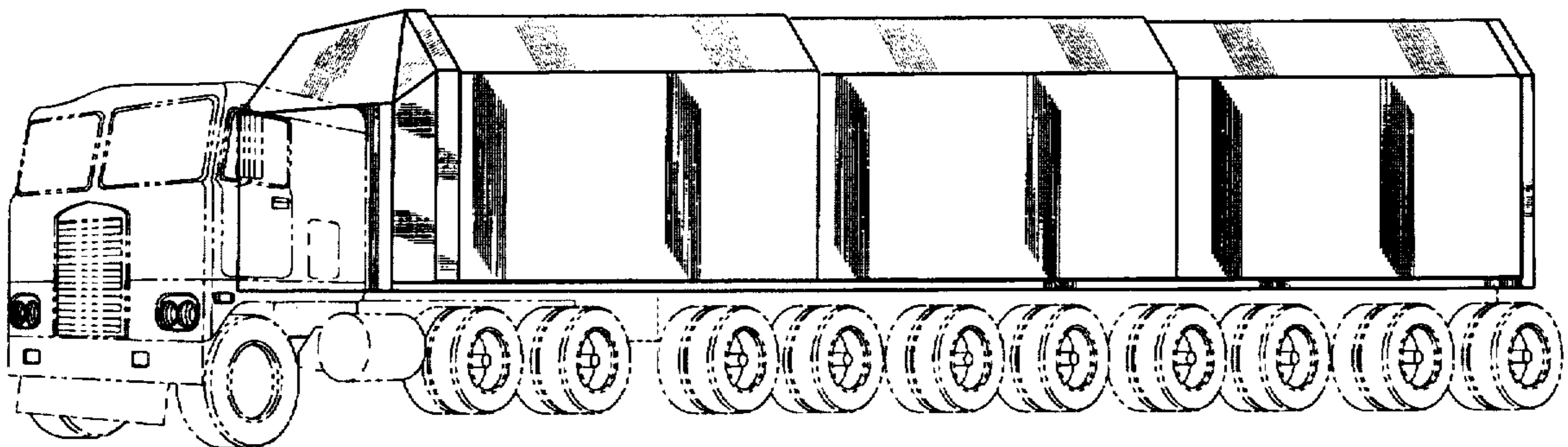
FIG. 8 is a rear elevational view of FIG. 6; and,

FIG. 9 is a top view of the truck trailer body of FIG. 6.

It is to be understood that the bottom of the subject design for a truck trailer body of the present invention in both the first and second embodiments is not visible during normal use, since the truck trailer body is normally closed up, and the bottom is hidden by the truck frame and undercarriage structure, and thus the bottom forms no part of the design in either embodiment of the present invention.

It is also to be understood that, in the second embodiment only, the front and rear of the design for a truck trailer body of the present invention is not visible during normal use, since the truck trailer body is normally closed up, and since the front and rear bulkheads (shown in broken lines) would block the view of the truck trailer body from the front and from the rear.

1 Claim, 4 Drawing Sheets



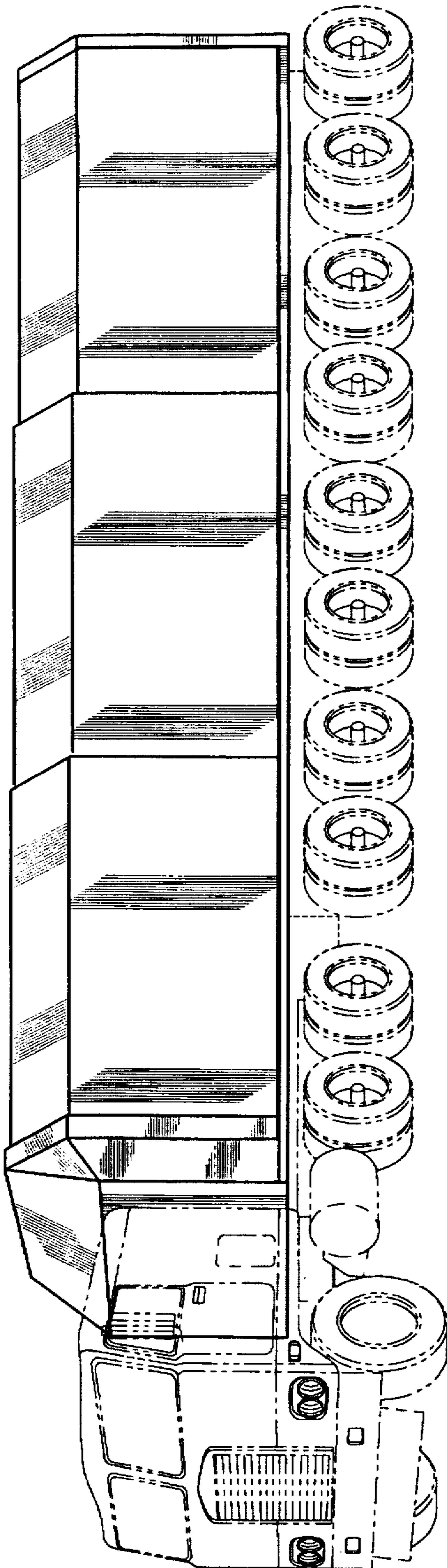


Fig-1




Fig-2

Fig-4

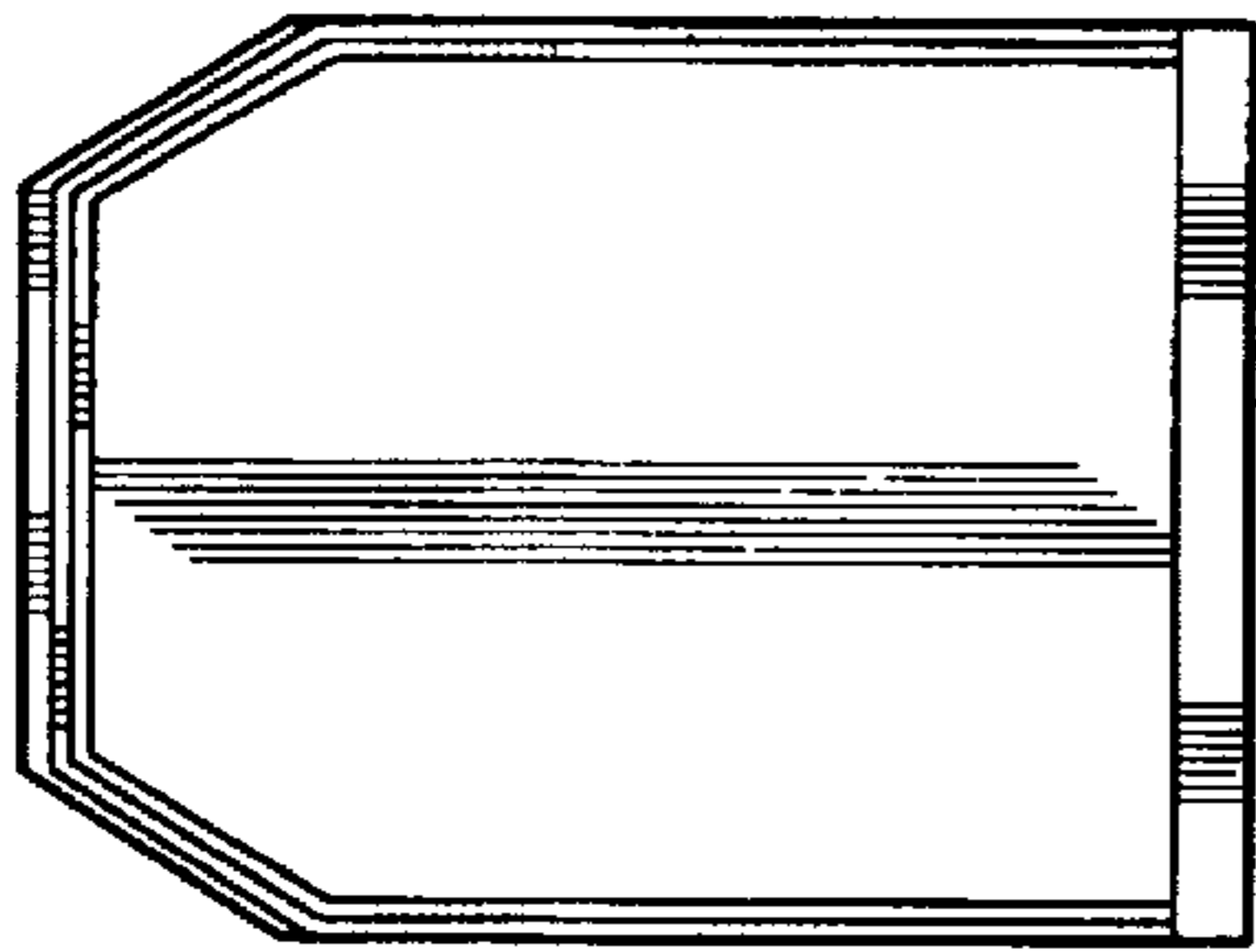


Fig-3


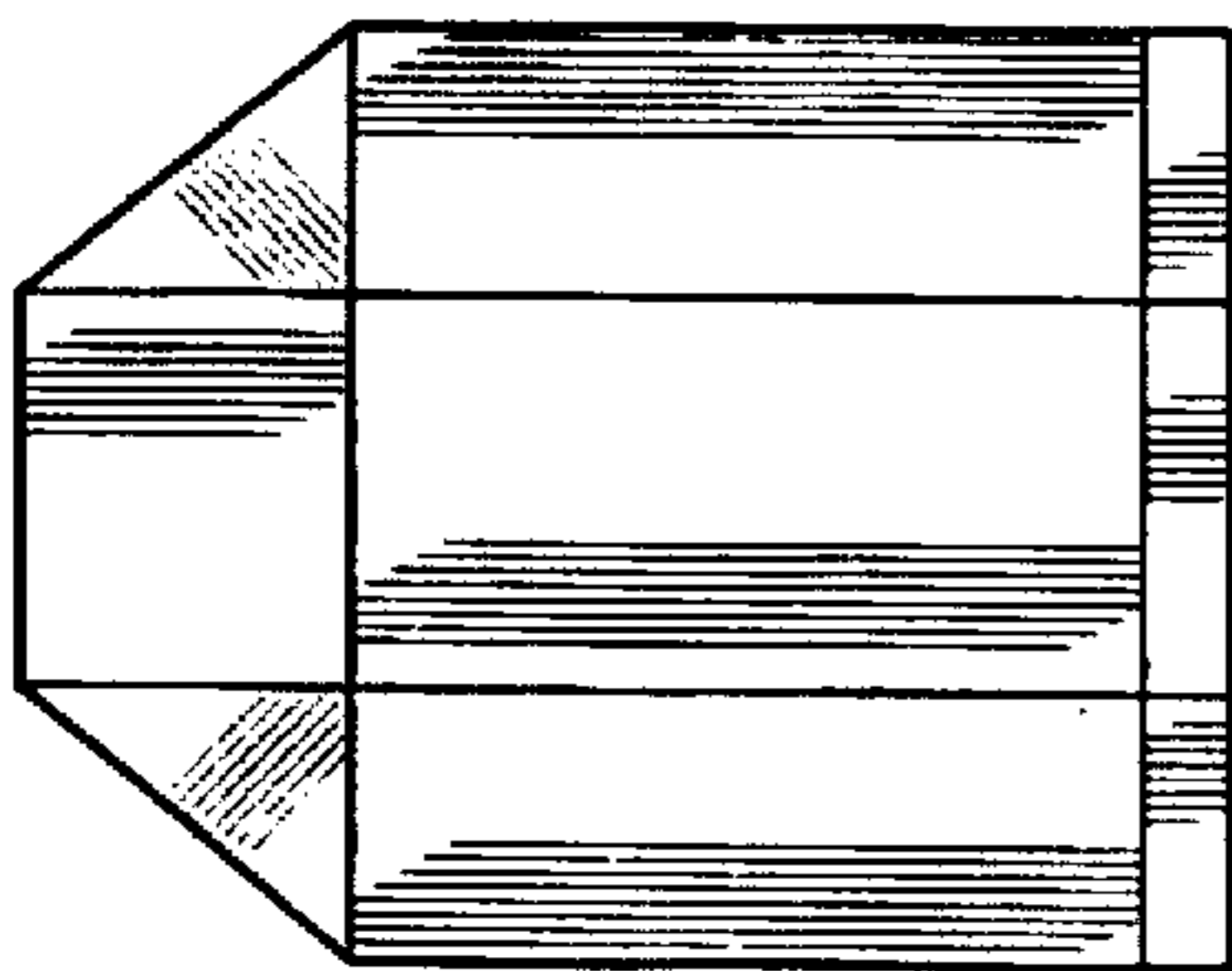


Fig-5

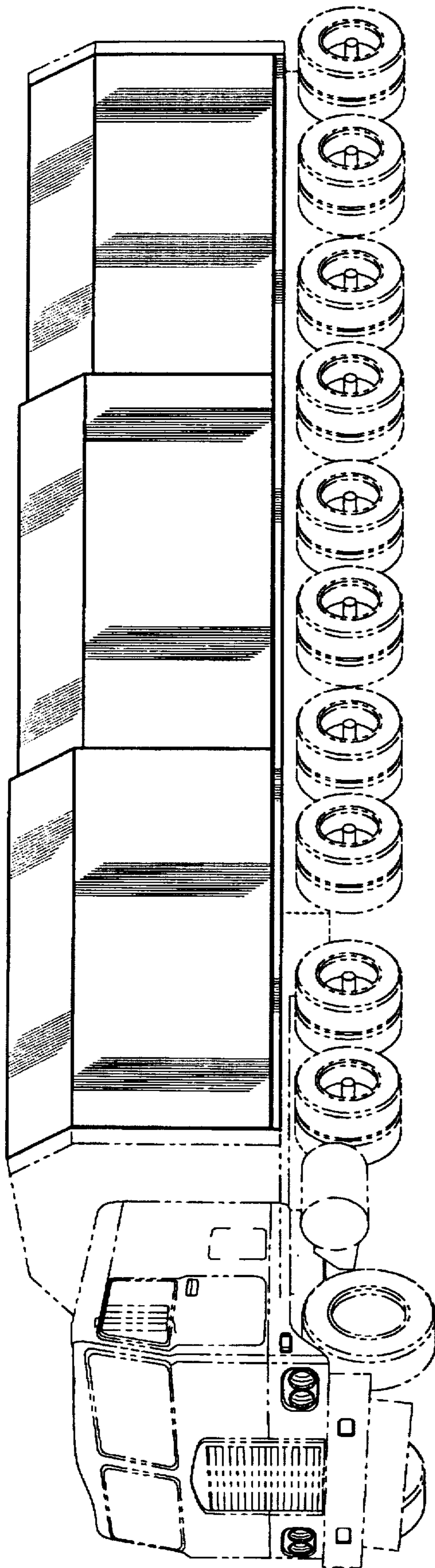


Fig-6

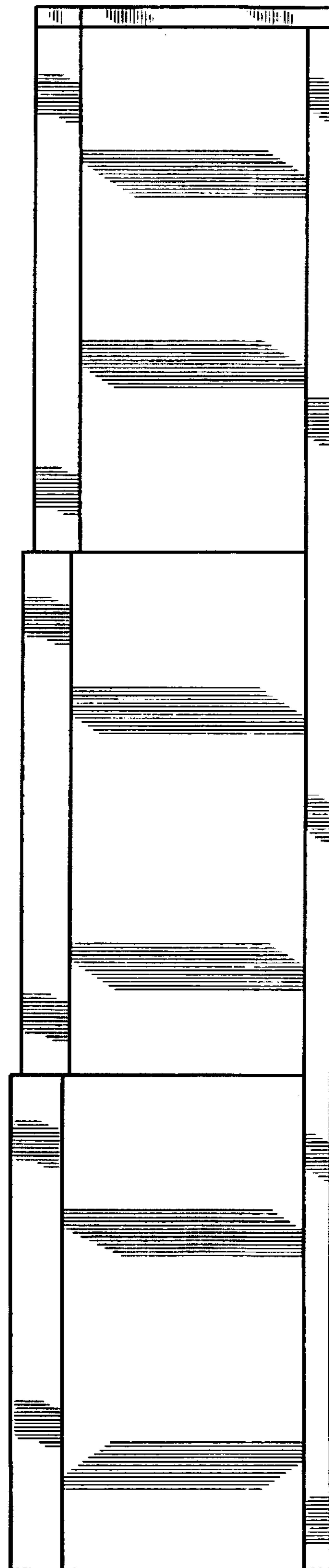


Fig-7




Fig-8

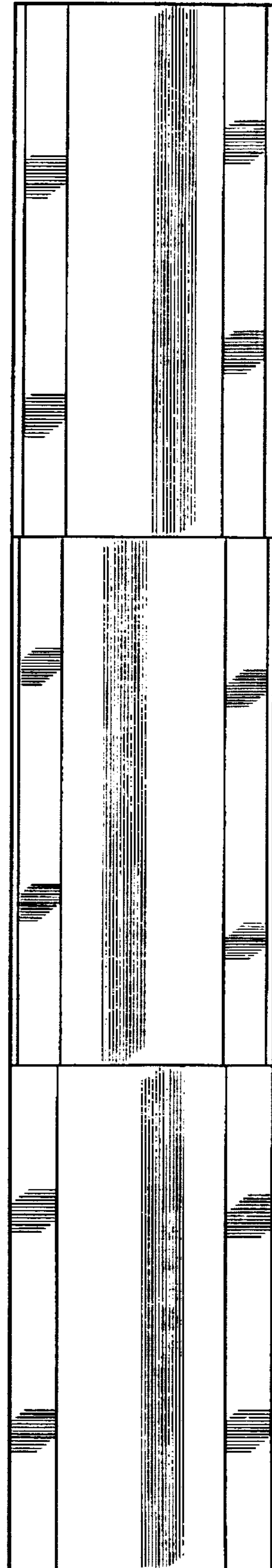


Fig-9