



US00D408329S

United States Patent [19]

Anness et al.

[11] Patent Number: Des. 408,329

[45] Date of Patent: **Apr. 20, 1999

[54] **VEHICLE BODY**

[75] Inventors: **Timothy W. Anness**, Rochester Hills;
John P. Sgalia, Farmington Hills;
Michael G. Moore, Shelby Township,
all of Mich.

[73] Assignee: **DaimlerChrysler Corporation**, Auburn
Hills, Mich.

[**] Term: **14 Years**

[21] Appl. No.: **29/080,609**

[22] Filed: **Dec. 11, 1997**

[51] LOC (6) Cl. **12-08**

[52] U.S. Cl. **D12/92**

[58] Field of Search **D12/90-92; 296/185**

[56] **References Cited**

U.S. PATENT DOCUMENTS

- D. 346,990 5/1994 Abbott et al. D12/91
- D. 350,504 9/1994 Nixon et al. D12/91
- D. 383,720 9/1997 Guichard et al. D12/91
- D. 389,094 1/1998 Stollerz D12/92
- D. 389,095 1/1998 Stollerz D12/92

- D. 389,436 1/1998 Ramaciotti D12/92
- D. 390,163 2/1998 Tomforde et al. D12/91
- D. 391,520 3/1998 Laster D12/91

Primary Examiner—Melody N. Brown
Attorney, Agent, or Firm—Mark P. Calcaterra

[57] **CLAIM**

The ornamental design for a vehicle body, as shown and described.

DESCRIPTION

FIG. 1 is a front perspective view illustrating a vehicle body constructed in accordance with the teachings of the present invention.


FIG. 2 is a side view thereof, it will be understood that the side opposite to that shown is a substantial mirror image thereof; and,

FIG. 3 is a rear perspective view thereof.

It will be understood that the broken lines illustrating tires and wheels throughout the drawings are for illustrative purposes only and form no part of the subject invention.

The top of the vehicle is substantially plain and unornamented.

1 Claim, 3 Drawing Sheets



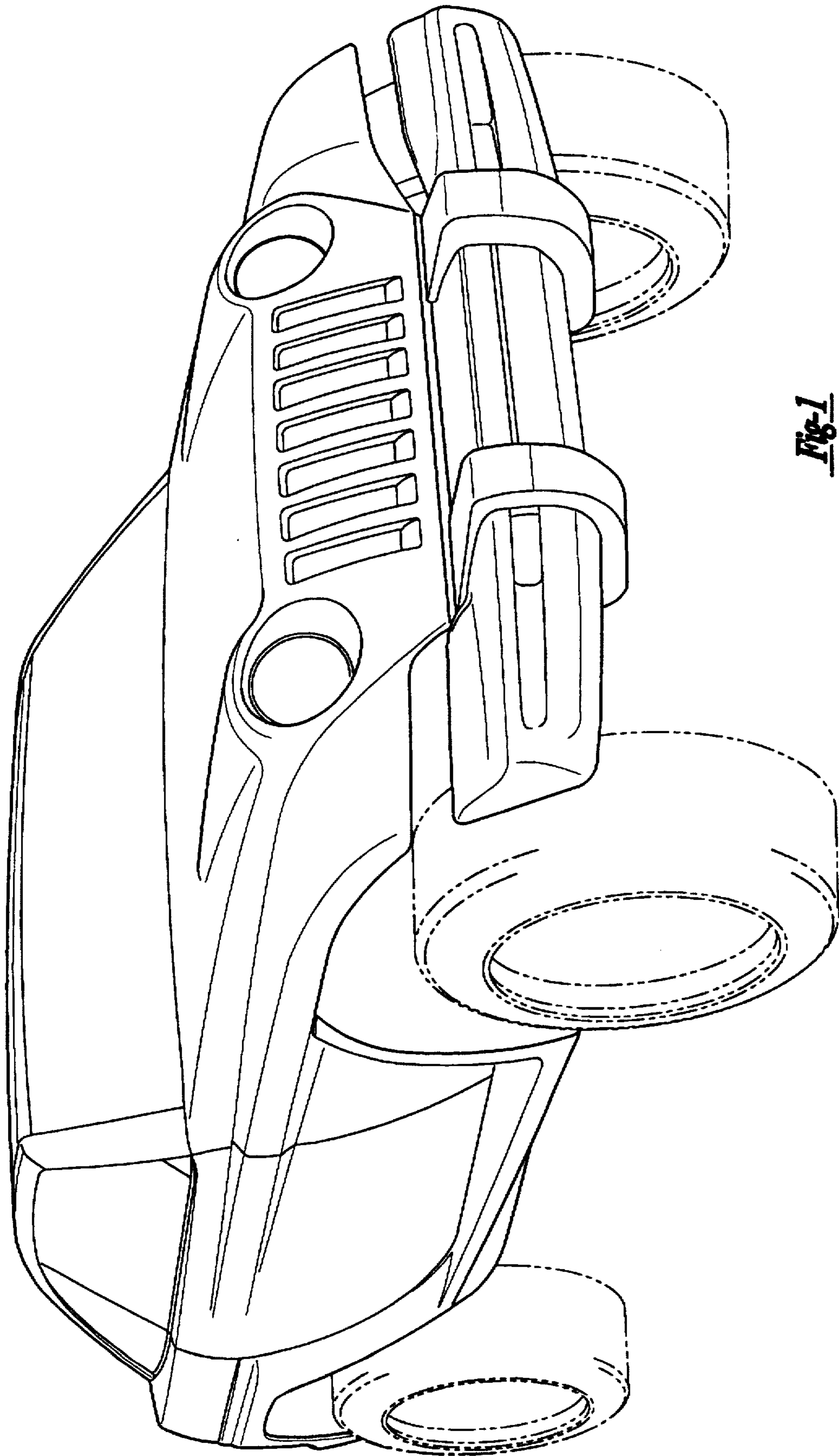


Fig-1

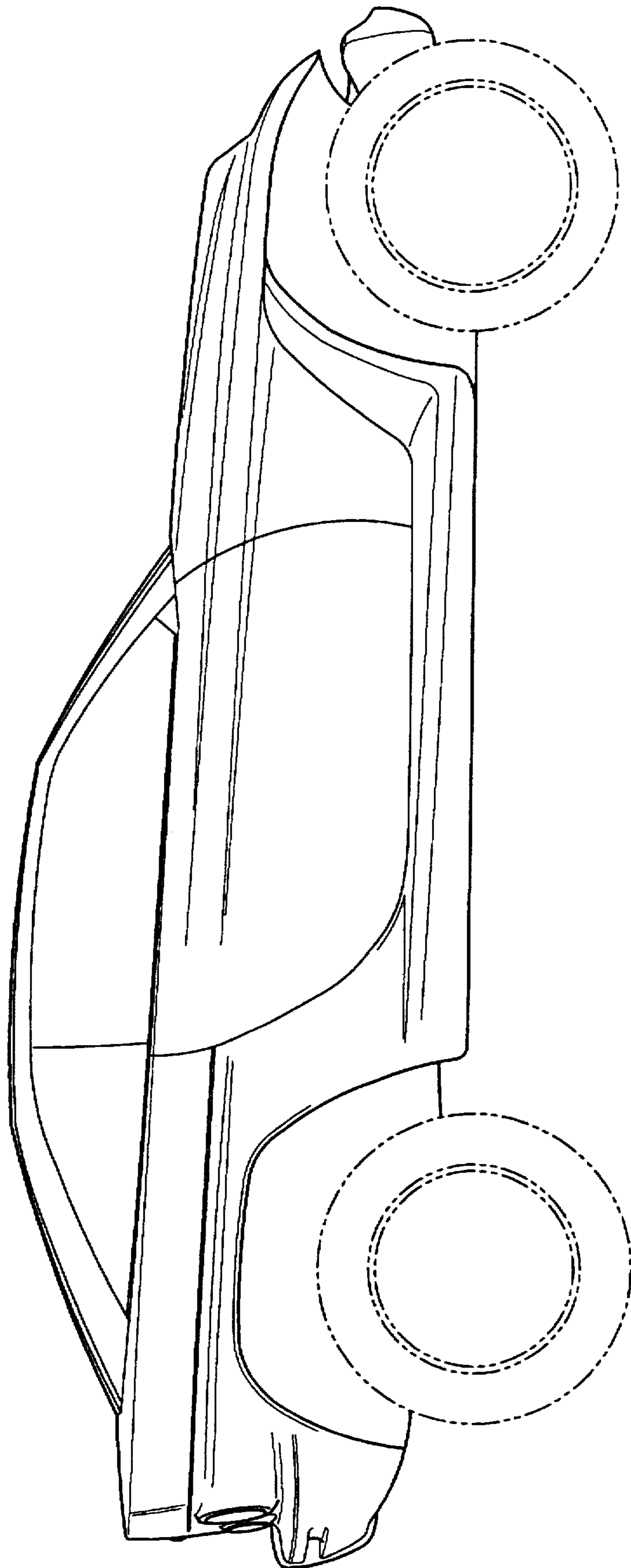


Fig. 2

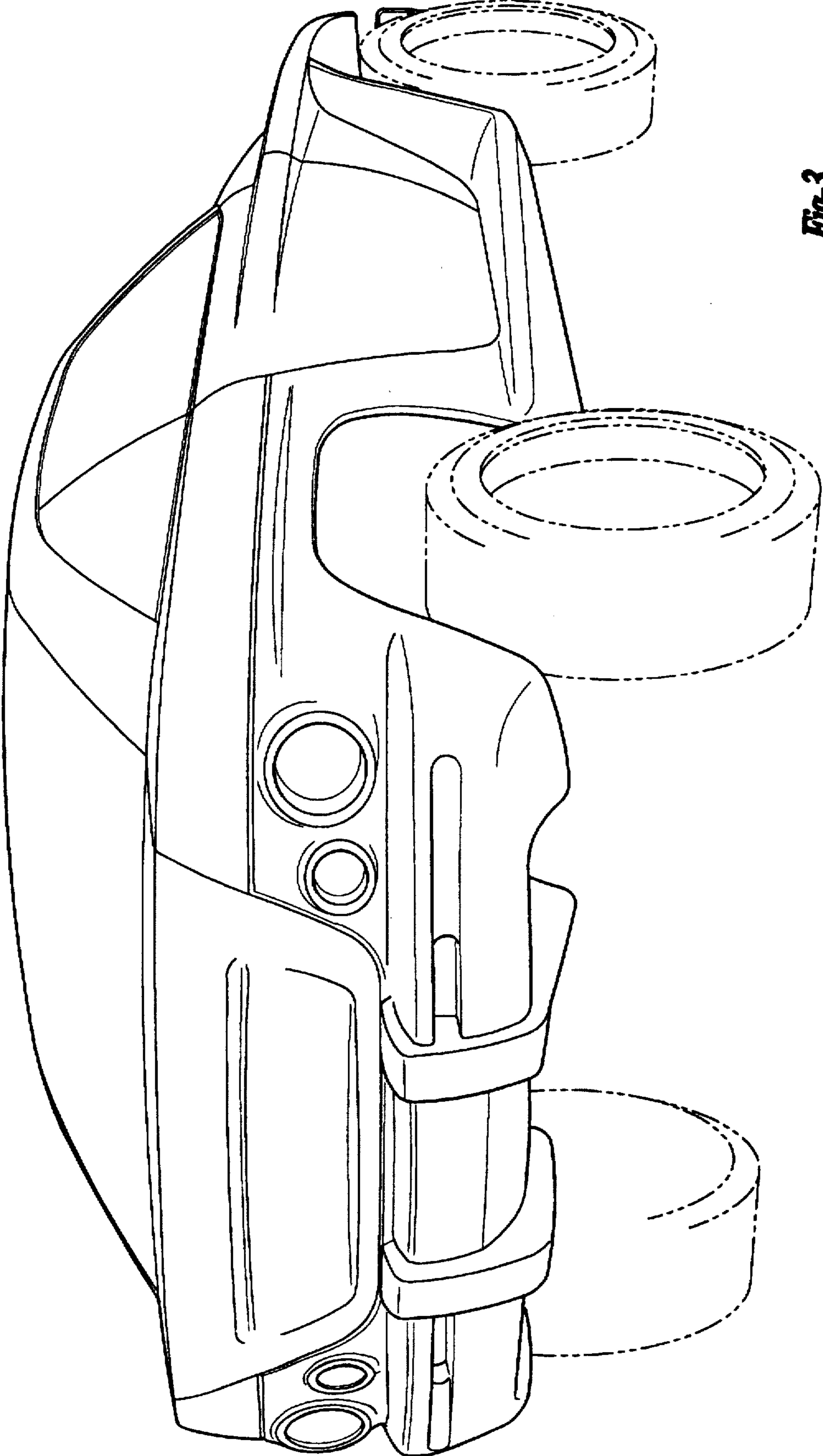


Fig-3