



US00D408328S

United States Patent [19]

Ayoub et al.

[11] Patent Number: Des. 408,328

[45] Date of Patent: **Apr. 20, 1999

[54] AUTOMOBILE BODY

[75] Inventors: Patrick Ayoub, Clarkston; John D. Bucci, Rochester Hills; Ernest J. Barry; Robert N. Hubbach, both of Clarkston, all of Mich.; Thomas G. Tremont, San Diego, Calif.; Kevin R. Verduyn; William L. Chergosky, both of Carlsbad, Calif.; K. Neil Walling, Leonard, Mich.

[73] Assignee: DaimlerChrysler Corporation, Auburn Hills, Mich.

[**] Term: 14 Years

[21] Appl. No.: 29/078,480

[22] Filed: Oct. 27, 1997

[51] LOC (6) CL 12-08

[52] U.S. CL D12/92

[58] Field of Search D12/90-92; 296/185

[56] **References Cited**

U.S. PATENT DOCUMENTS

- D. 294,337 2/1988 Reed et al. D12/90
- D. 336,736 6/1993 Verduyn D12/91

- D. 345,324 3/1994 Bucci et al. D12/92
- D. 346,769 5/1994 Ackerman et al. D12/92
- D. 346,771 5/1994 Verduyn D12/92
- D. 351,124 10/1994 Dehner et al. D12/92
- D. 354,459 1/1995 Honarkhan et al. D12/92
- D. 358,568 5/1995 Ackerman D12/92
- D. 370,646 6/1996 Verduyn D12/91
- D. 370,876 6/1996 Santoro et al. D12/92

Primary Examiner—Melody N. Brown
Attorney, Agent, or Firm—Mark P. Calcaterra

[57] **CLAIM**


The ornamental design for an automobile body, as shown and described.

DESCRIPTION

FIG. 1 is a front perspective view of an automobile body showing our new design.
FIG. 2 is a rear perspective view thereof.
FIG. 3 is a right side view thereof.
FIG. 4 is a left side view thereof.
FIG. 5 is a front view thereof; and,
FIG. 6 is a rear view thereof.

It will be understood that the broken line showing of the wheels and tires throughout the drawings is for illustrative purposes only and forms no part of the subject invention.

1 Claim, 5 Drawing Sheets



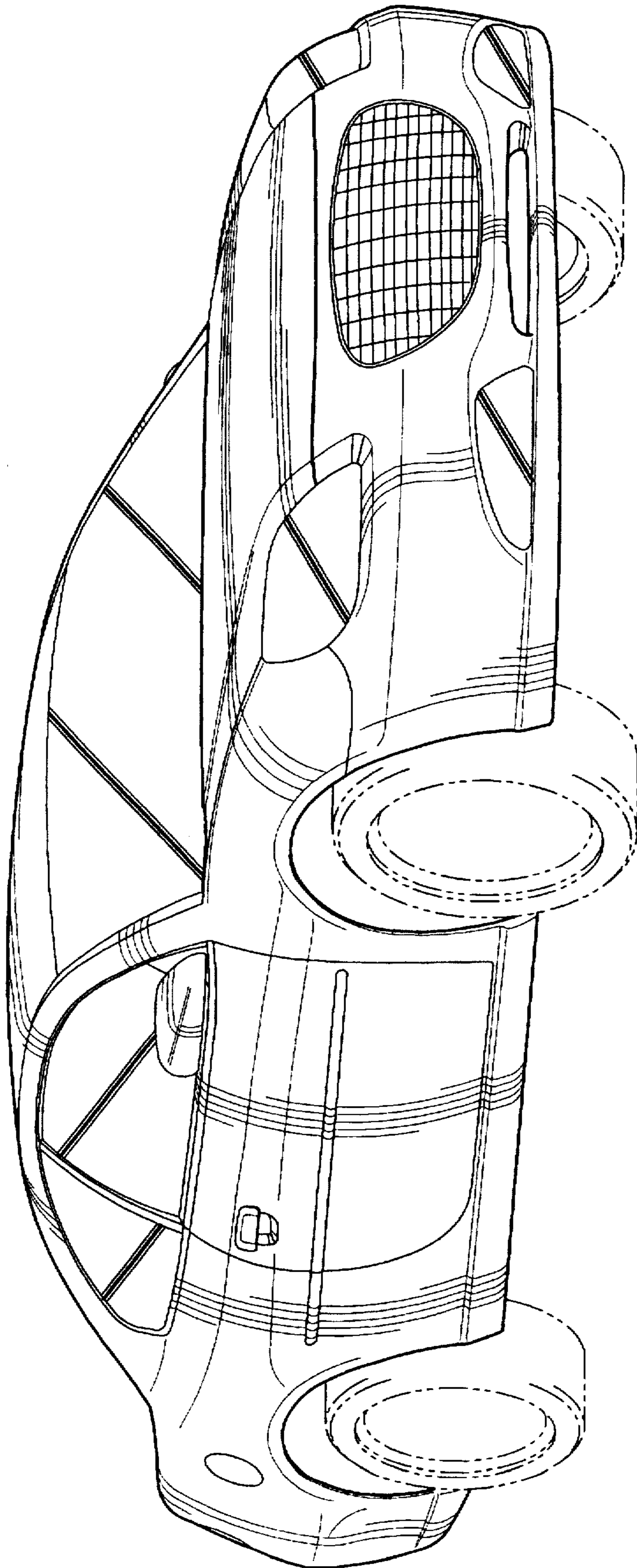


Fig-1

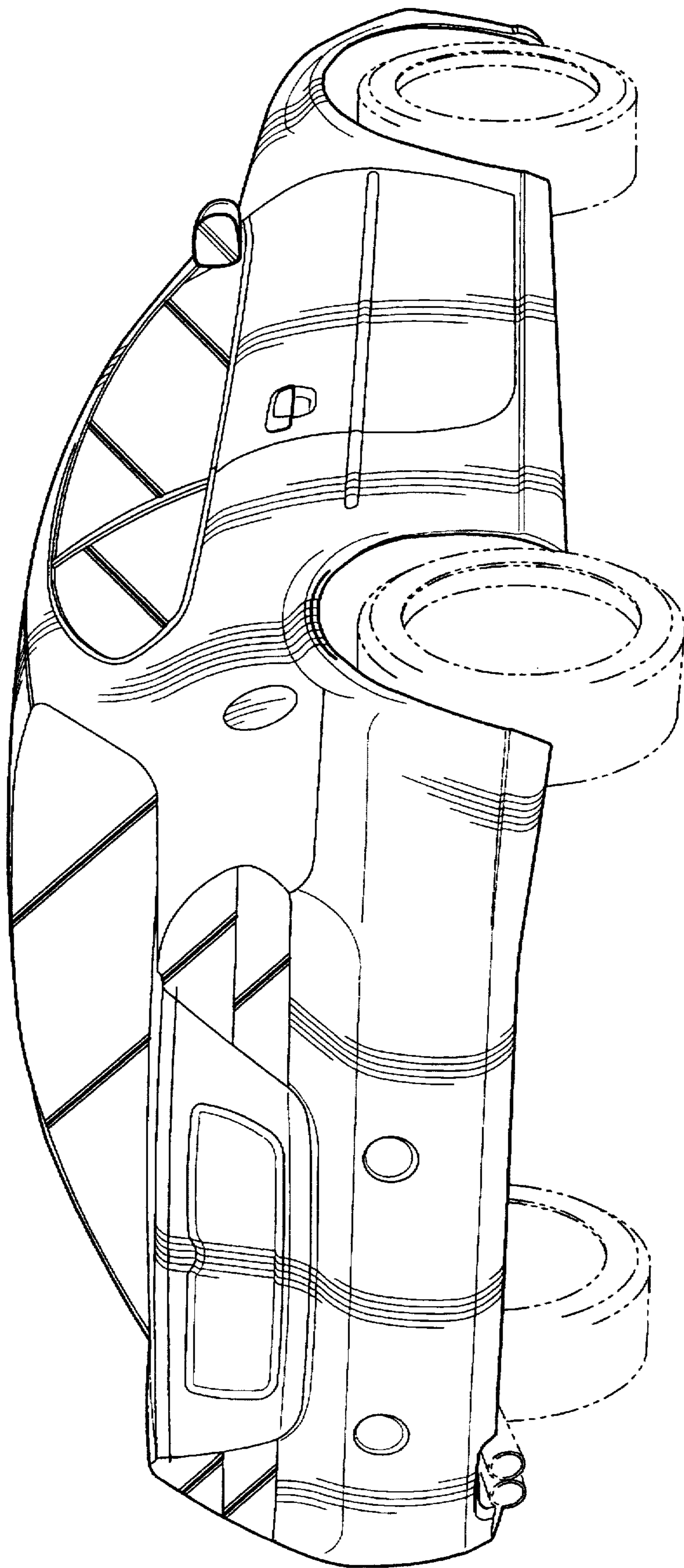


Fig-2

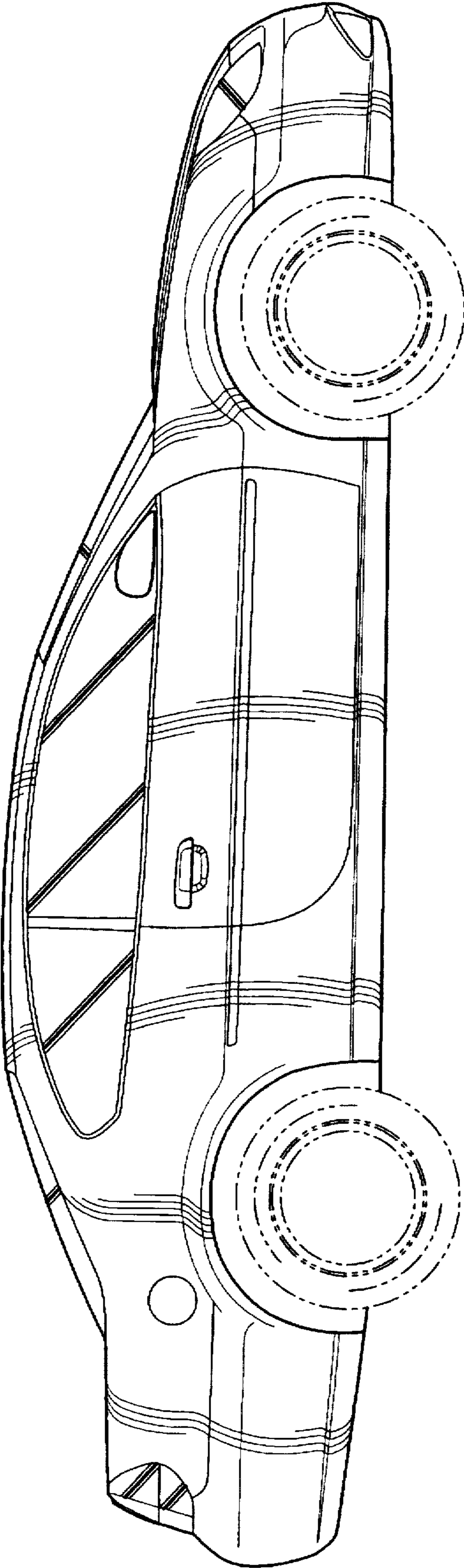


Fig-3

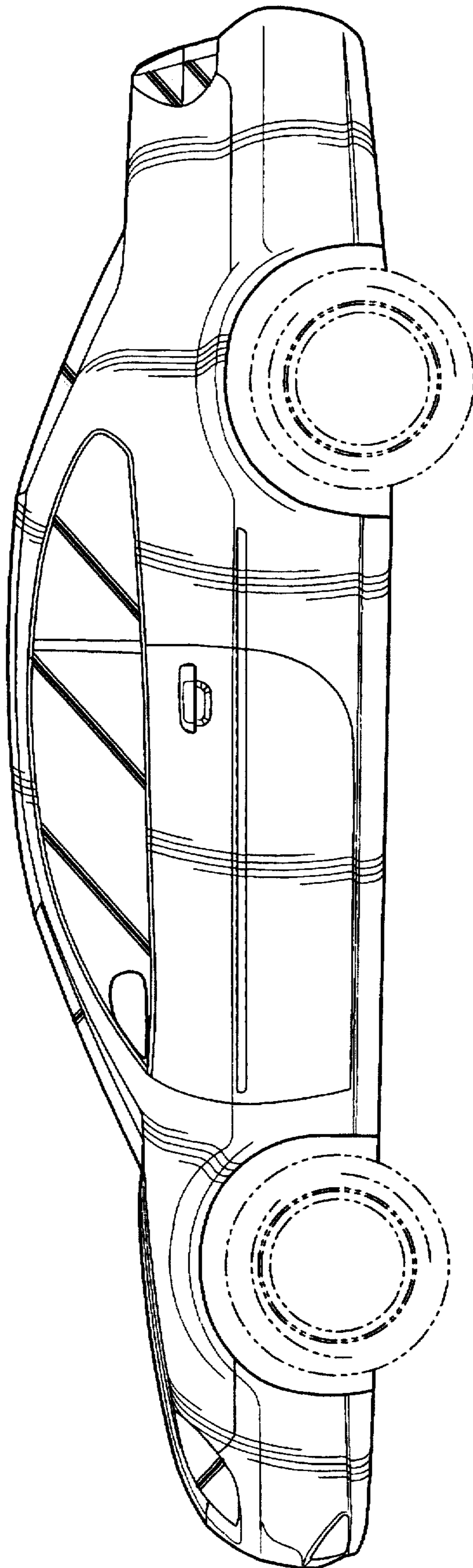


Fig-4




Fig-5

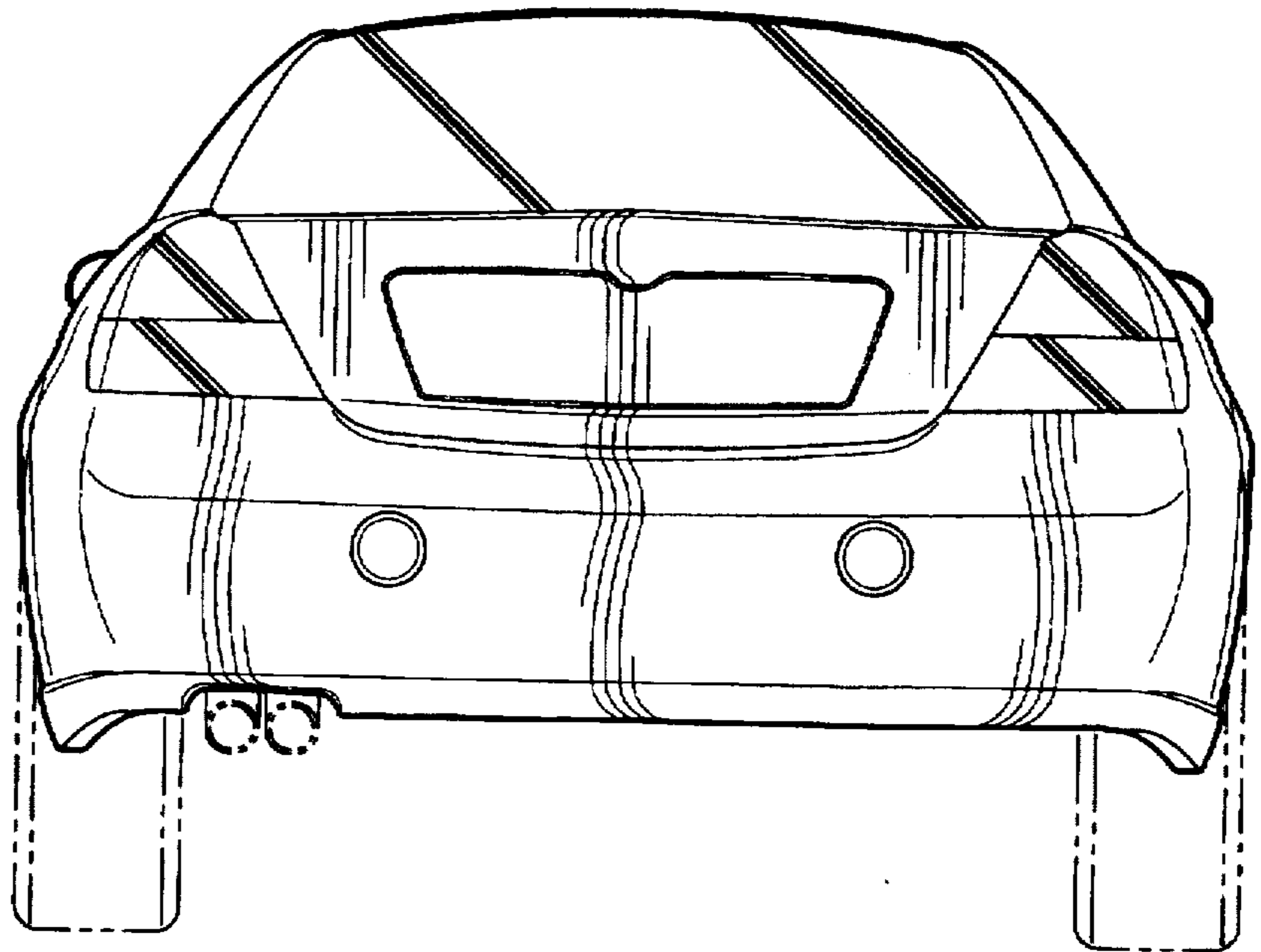


Fig-6