



US00D408315S

United States Patent [19]

Lavalais

[11] Patent Number: Des. 408,315

[45] Date of Patent: **Apr. 20, 1999

[54] EARRING

[76] Inventor: Abe C. Lavalais, 171 E. 118th St., New York, N.Y. 10035

[**] Term: 14 Years

[21] Appl. No.: 29/076,568

[22] Filed: Sep. 10, 1997

[51] LOC (6) Cl. 11-01

[52] U.S. Cl. D11/41

[58] Field of Search D11/40-78, 3, D11/4, 12-13; 63/20, 12, 14.2, 3, 5.2, 33-34, 38, 21, 4

[56] References Cited

U.S. PATENT DOCUMENTS

D. 140,830	4/1945	Schrayssshuen	D11/68
D. 159,685	8/1950	Senensigh	D11/77
D. 163,708	6/1951	Provenzano	D11/73
D. 205,900	10/1966	Fenner et al.	D11/53
D. 326,829	6/1992	Mahoney	D11/44
434,302	8/1890	Senner	63/20
4,841,745	6/1989	Hudson	D11/73

OTHER PUBLICATIONS

Jewelers Circluar Keystone; p. 366; Handmade Pendants & Brooches—top of page, Mar. 1983.
Johnson Smith's Company Catalog of Surprising Novelties For Fun Lovers; p. 11; Shark's Tooth Neckchain #8659, Jan. 1976.

Primary Examiner—Cathy Anne MacCormac
Attorney, Agent, or Firm—Steven Horowitz

[57] CLAIM

The ornamental design for an earring, as shown and described.

DESCRIPTION

FIG. 1 is a side elevational view of the earring of the present invention;
FIG. 2 is a front elevational view of the earring of the present invention;
FIG. 3 is a rear elevational view of the earring of the present invention;
FIG. 4 is a top plan view of the earring of the present invention; and,
FIG. 5 is a bottom plan view of the earring of the present invention.

1 Claim, 1 Drawing Sheet






FIG. 4

FIG. 1

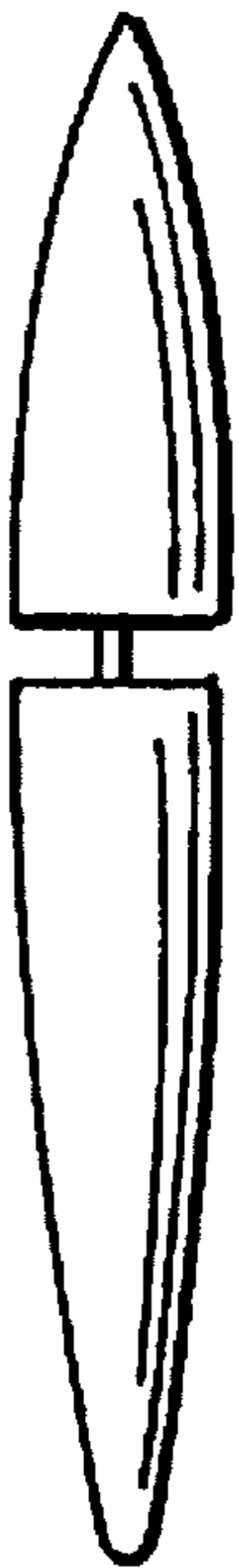


FIG. 2




FIG. 3



FIG. 5