



US00D408276S

United States Patent [19]

Sims et al.

[11] Patent Number: Des. 408,276

[45] Date of Patent: **Apr. 20, 1999

[54] JAR

[75] Inventors: **Bruce J. Sims**, Leawood; **Janice Meissbach**, Lawrence, both of Kans.

[73] Assignee: **PackerWare Corporation**, Lawrence, Kans.

[**] Term: 14 Years

[21] Appl. No.: 29/088,351

[22] Filed: May 21, 1998

[51] LOC (6) CL 09-01

[52] U.S. Cl. D9/329

[58] Field of Search D9/307, 329; D1/106, D1/115; 206/457

[56] References Cited

U.S. PATENT DOCUMENTS

- D. 161,637 1/1951 Markus D9/329
- D. 280,700 9/1985 Martin et al. D9/329
- D. 291,280 8/1987 Albright D9/329 X

Primary Examiner—Terry A. Wallace

Attorney, Agent, or Firm—Barnes & Thornburg

[57] CLAIM

The ornamental design for a jar, as shown and described.

DESCRIPTION

FIG. 1 is a perspective view of a jar showing a first embodiment of our new design;
 FIG. 2 is a front elevational view thereof;
 FIG. 3 is a right-side elevational view thereof;
 FIG. 4 is a left-side elevational view thereof;
 FIG. 5 is a rear elevational view thereof;
 FIG. 6 is a top plan view thereof;
 FIG. 7 is a bottom plan view thereof;
 FIG. 8 is a perspective view of a jar showing a second embodiment of our new design;
 FIG. 9 is a front elevational view thereof;
 FIG. 10 is a right-side elevational view thereof;
 FIG. 11 is a left-side elevational view thereof;
 FIG. 12 is a rear elevational view thereof;
 FIG. 13 is a top plan view thereof; and,
 FIG. 14 is a bottom plan view thereof.

1 Claim, 4 Drawing Sheets





FIG. 1




FIG. 2

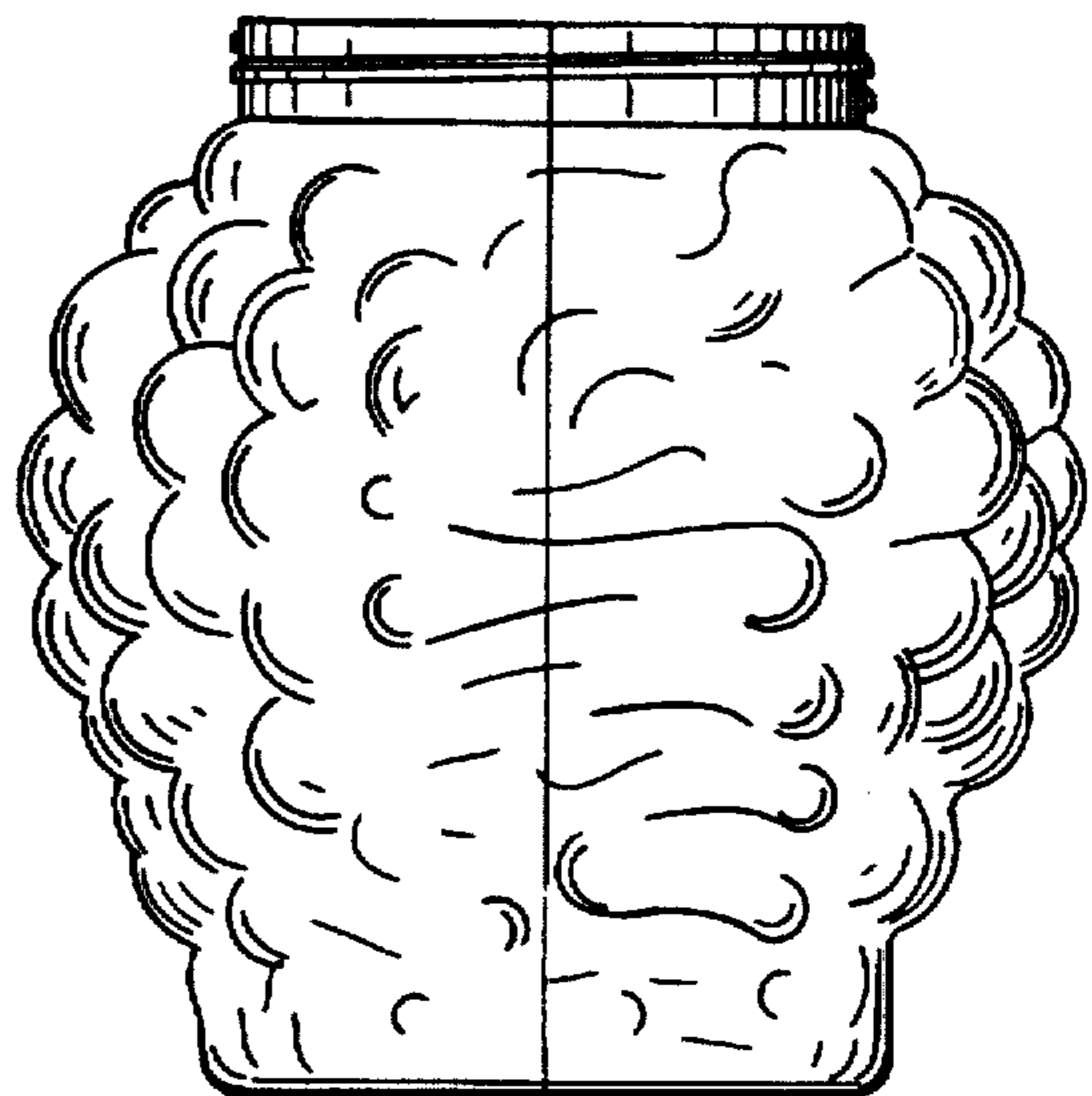


FIG. 3




FIG. 6




FIG. 4

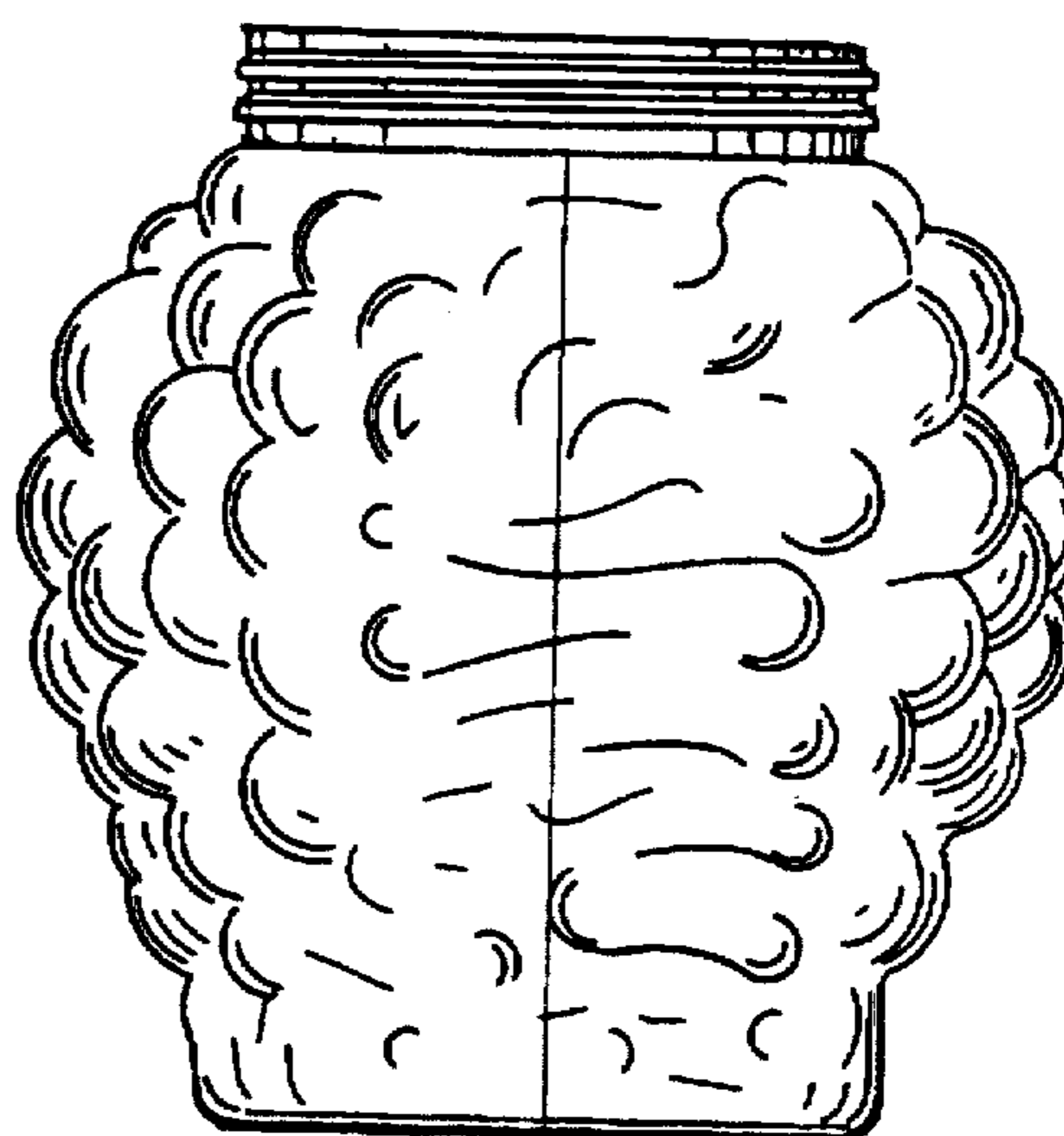


FIG. 5

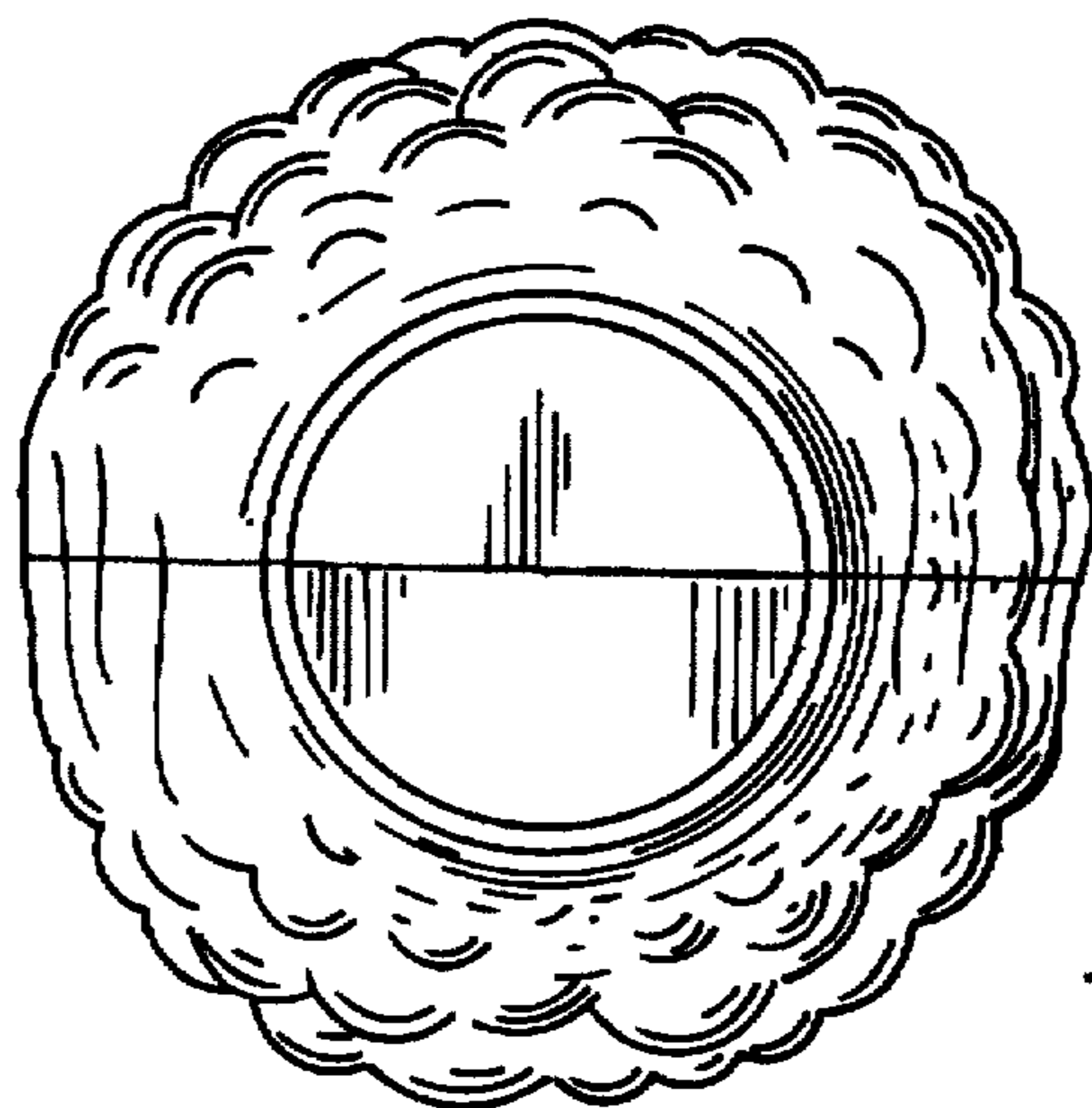


FIG. 7



FIG. 8




FIG. 9




FIG. 10




FIG. 13




FIG. 11




FIG. 12




FIG. 14