



US00D408258S

# United States Patent [19]

Tsai

[11] Patent Number: **Des. 408,258**

[45] Date of Patent: **\*\*Apr. 20, 1999**

[54] **TOOL HANDLE**

[76] Inventor: **Chiung Chang Tsai**, No. 600, Wu Fu Road, Wu Fong Hsiang, Taichung Hsien, Taiwan

[\*\*] Term: **14 Years**

[21] Appl. No.: **29/084,951**

[22] Filed: **Mar. 13, 1998**

[51] LOC (6) Cl. .... **08-04**

[52] U.S. Cl. .... **D8/107; D8/83**

[58] Field of Search ..... **D8/82, 83, 84, D8/85, 86, 87, 107; 81/177.1, 436, 437, 438, 439; 16/110 R**

[56] **References Cited**

**U.S. PATENT DOCUMENTS**

D. 146,898	6/1947	Daniels	.....	D8/83
D. 197,501	2/1964	Huxtable	.....	D8/83
D. 256,547	8/1980	Holland-Letz	.....	D8/83
D. 256,662	9/1980	Holland-Letz	.....	D8/83

D. 256,882	9/1980	Jansson	.....	D8/83
D. 360,344	7/1995	Eggert et al.	.....	D8/83
D. 375,669	11/1996	Shaio	.....	D8/83
D. 383,660	9/1997	Anderson	.....	D8/83
D. 384,263	9/1997	Lin	.....	D8/83
D. 384,565	10/1997	Lin	.....	D8/83
D. 386,382	11/1997	Shaio	.....	D8/83

*Primary Examiner*—Philip S. Hyder

[57] **CLAIM**

The ornamental design for a tool handle, as shown and described.

**DESCRIPTION**

FIG. 1 is a perspective view of a tool handle showing my new design;

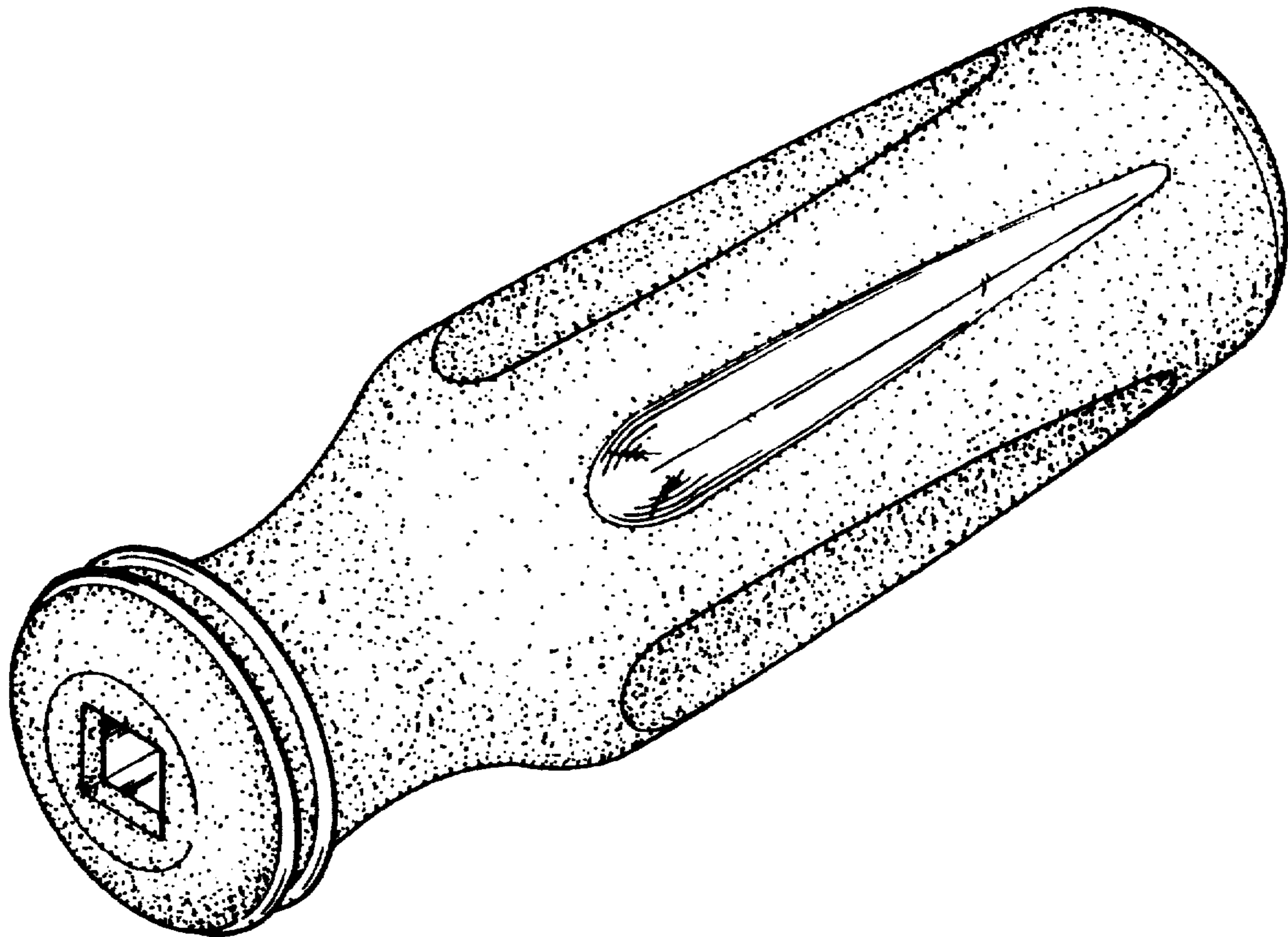
FIG. 2 is a front elevational view thereof, the rear elevational view being identical in appearance;

FIG. 3 is a top plan view thereof, the bottom being identical in appearance;

FIG. 4 is a left side elevational view thereof; and,

FIG. 5 is a right side elevational view thereof.

**1 Claim, 2 Drawing Sheets**



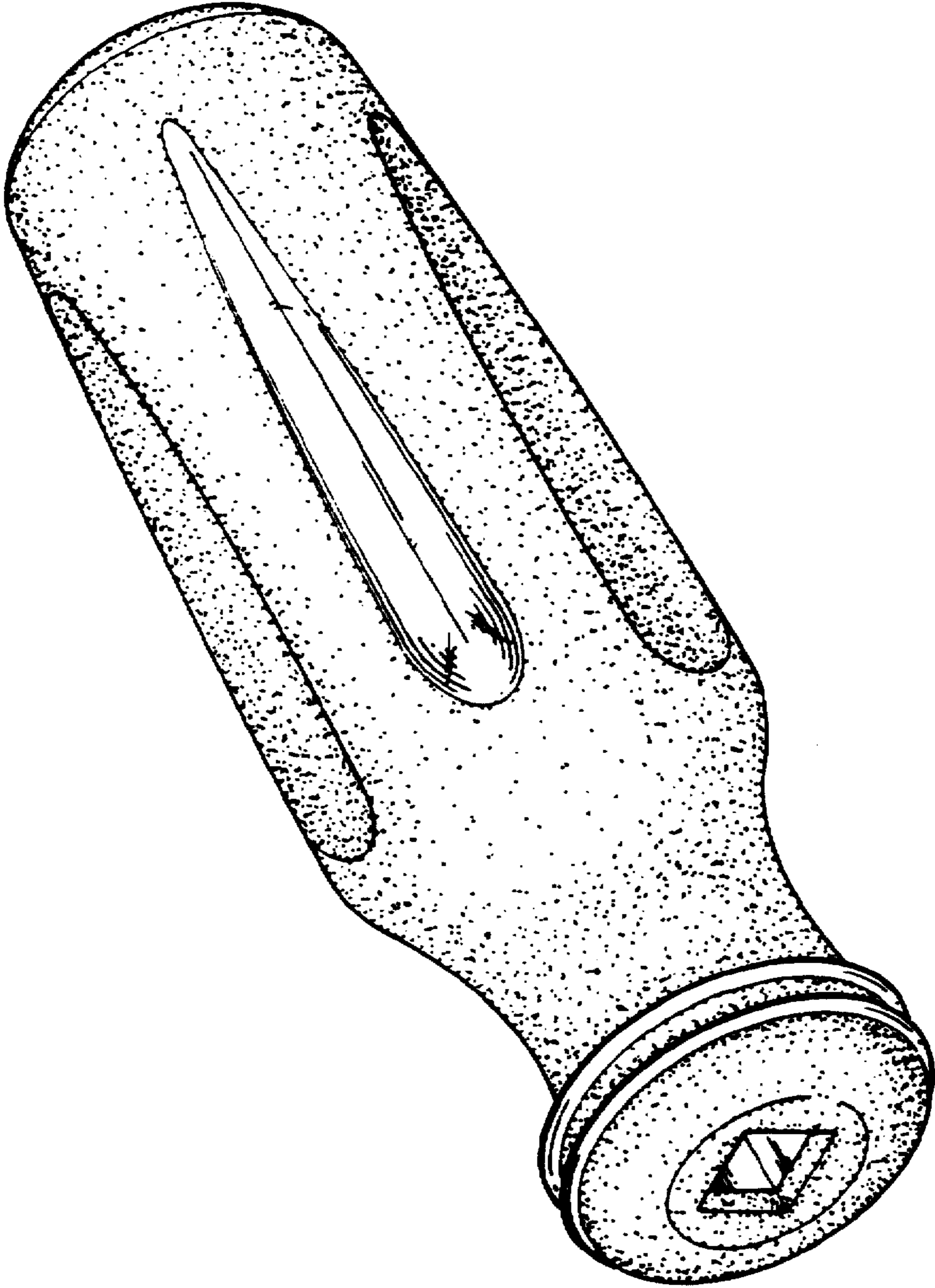


FIG. 1

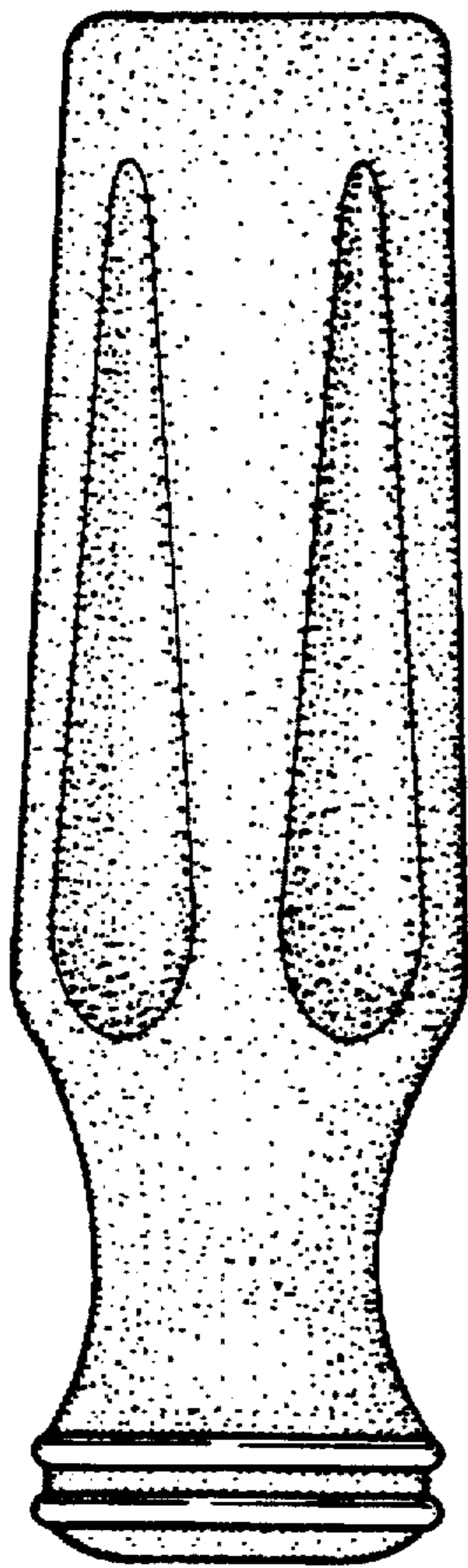


FIG. 3

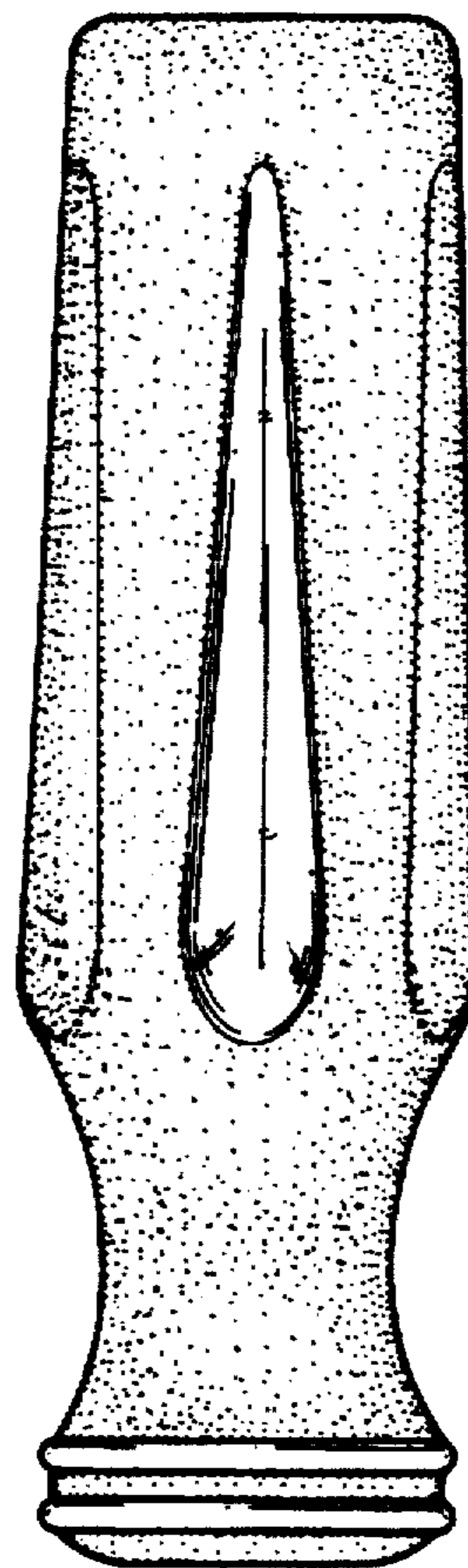


FIG. 2




FIG. 4

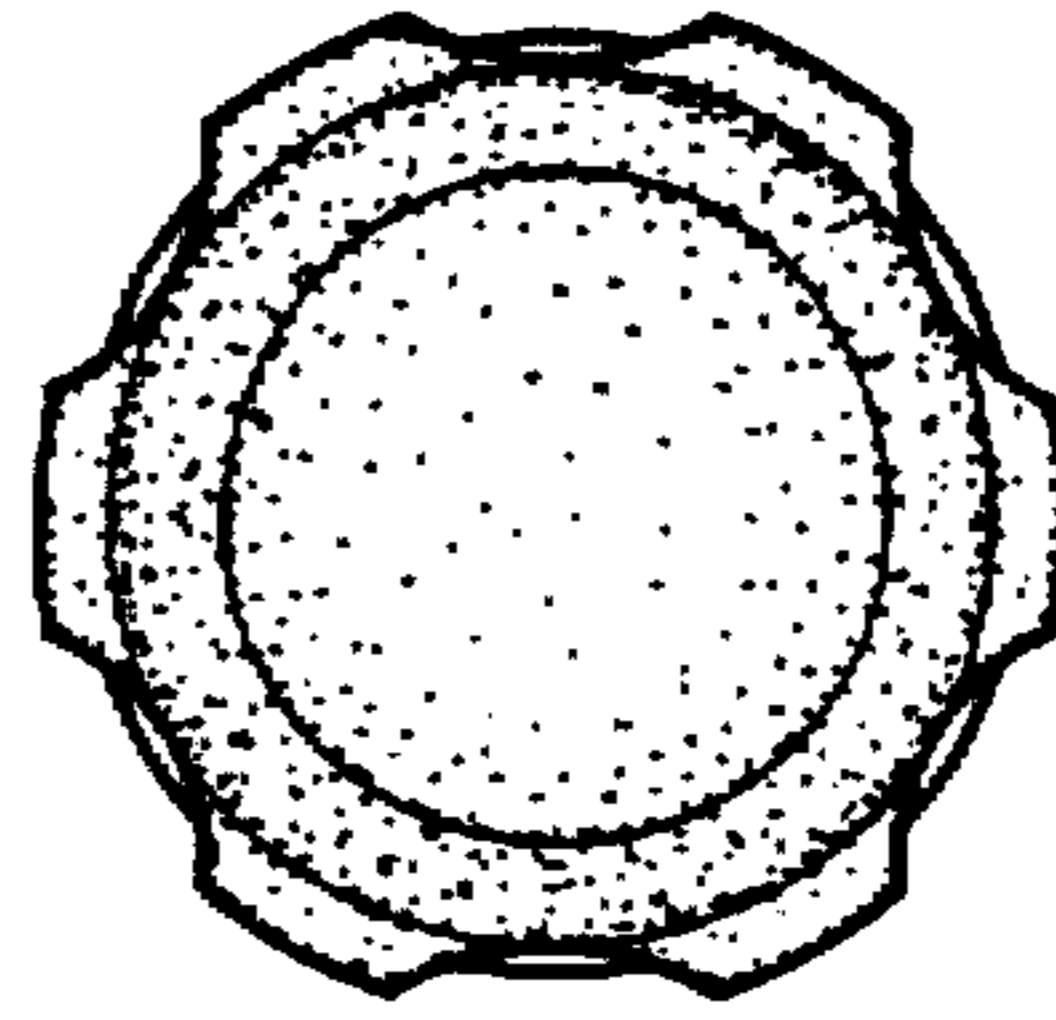


FIG. 5



US00D408258C1

(12) **EX PARTE REEXAMINATION CERTIFICATE (5240th)**  
**United States Patent**  
**Tsai**

(10) **Number: US D408,258 C1**  
(45) **Certificate Issued: Nov. 29, 2005**

(54) **TOOL HANDLE**

(58) **Field of Search** ..... D8/82-87; 81/177.1,  
81/436-439; 16/110 R

(75) **Inventor: Chiung Chang Tsai**, No. 600, Wu Fu  
Road, Wu Fong Hsiang, Taichung Hsien  
(TW)

(56) **References Cited**

(73) **Assignee: Chiung Chang Tsai**, Taichung Hsien  
(TW)

**U.S. PATENT DOCUMENTS**

D375,669 S \* 11/1996 Shiao ..... D8/83  
D383,660 S \* 9/1997 Anderson ..... D8/83  
D384,263 S \* 9/1997 Lin ..... D8/83  
D401,491 S \* 11/1998 Shiao ..... D8/83

**Reexamination Request:**

No. 90/007,043, May 17, 2004

**FOREIGN PATENT DOCUMENTS**

TW 288372 \* 8/1996

**Reexamination Certificate for:**

Patent No.: **Des. 408,258**  
Issued: **Apr. 20, 1999**  
Appl. No.: **29/084,951**  
Filed: **Mar. 13, 1998**

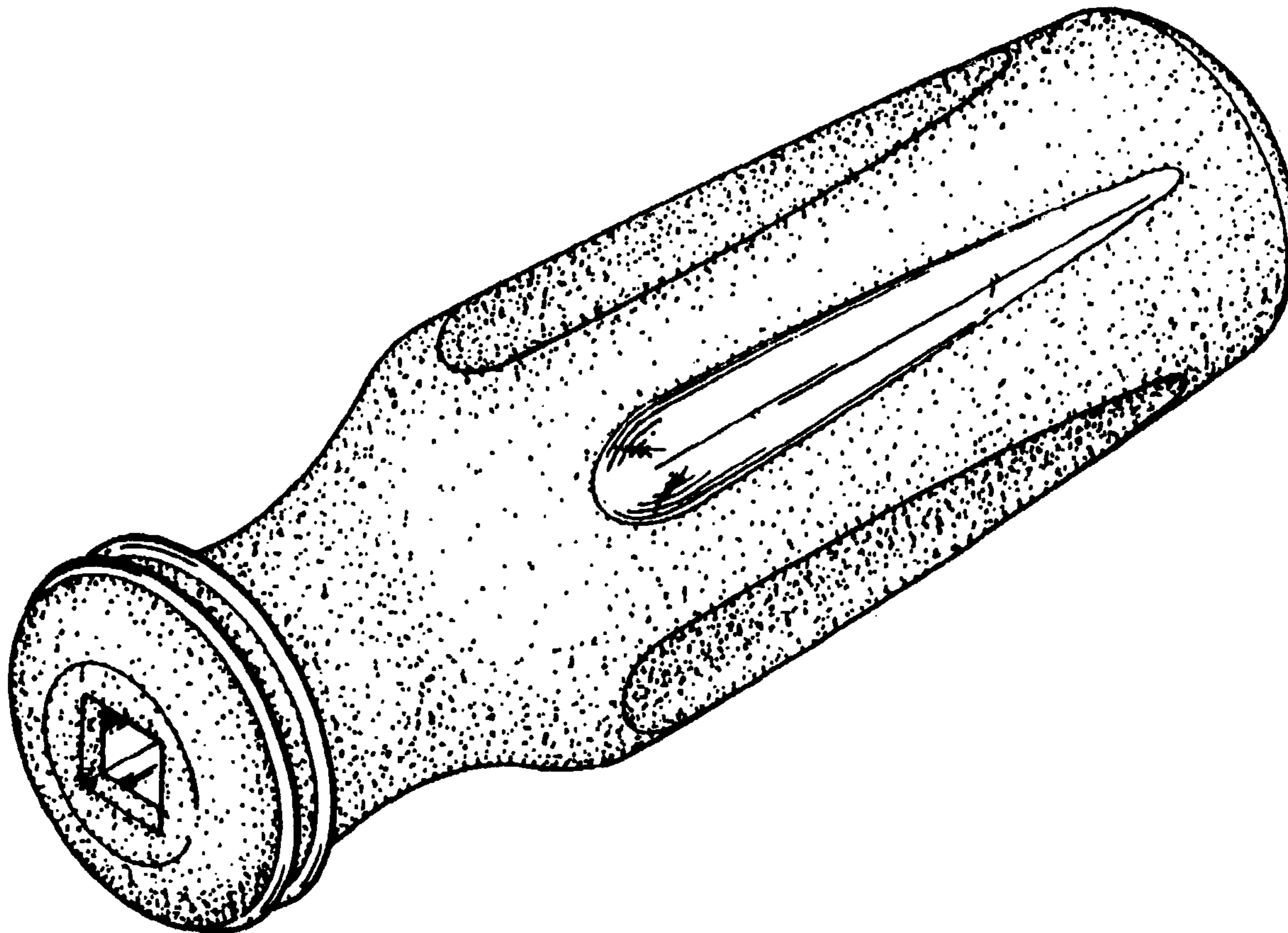
**OTHER PUBLICATIONS**

Craftsman—Power and Hand Tools, from 1996 to 1997, pp.  
2 and 53.\*

(51) **LOC (6) Cl.** ..... **08-04**  
(52) **U.S. Cl.** ..... **D8/107; D8/83**

\* cited by examiner

*Primary Examiner*—Raphael Barkai



**1**  
**EX PARTE**  
**REEXAMINATION CERTIFICATE**  
**ISSUED UNDER 35 U.S.C. 307**  
**NO AMENDMENTS HAVE BEEN**  
**MADE TO THE PATENT.**

**2**  
AS A RESULT OF REEXAMINATION, IT HAS BEEN  
DETERMINED THAT:

5 The single claim is confirmed.

\* \* \* \* \*