



US00D408255S

United States Patent [19]

Chen

[11] Patent Number: Des. 408,255

[45] Date of Patent: ** Apr. 20, 1999

[54] CARVING TOOL

4,128,351 12/1978 Kurtz et al. 30/168
4,875,289 10/1989 Poling 30/168

[76] Inventor: **Jung-Chang Chen**, 2F-1, No.27, Lane
61, Kan-Fu Rd., Sec 1., San-Chung City
Taipei, Taiwan

FOREIGN PATENT DOCUMENTS

3919-930 12/1990 Germany 30/167

[**] Term: 14 Years

Primary Examiner—Philip S. Hyder
Attorney, Agent, or Firm—Pro-Techtor International
Services

[21] Appl. No.: 29/086,583

[22] Filed: Apr. 15, 1998

[57] CLAIM

[51] LOC (6) CL 08-03

The ornamental design for a carving tool, as shown and described.

[52] U.S. Cl. D8/98; D15/139; D8/14

[58] Field of Search D8/14, 70, 86;
D24/146; D15/138, 139; 30/169, 172, 167,
168

DESCRIPTION

[56] References Cited

U.S. PATENT DOCUMENTS

D. 305,498 1/1990 Lassiter D15/139
D. 332,492 1/1993 Rosenberg et al. D15/139
D. 340,981 11/1993 Hood et al. D24/146
D. 345,794 4/1994 Hood et al. D24/146
3,636,955 1/1972 Kurtz 30/168

FIG. 1 is a perspective view of the appearance of my new design;

FIG. 2 is a front view thereof;

FIG. 3 is a rear view thereof;


FIG. 4 is a left side view thereof;

FIG. 5 is a right side view thereof;

FIG. 6 is a top view thereof; and,

FIG. 7 is a bottom view thereof.

1 Claim, 2 Drawing Sheets






Fig. 1




Fig. 2




Fig. 3




Fig. 4




Fig. 5

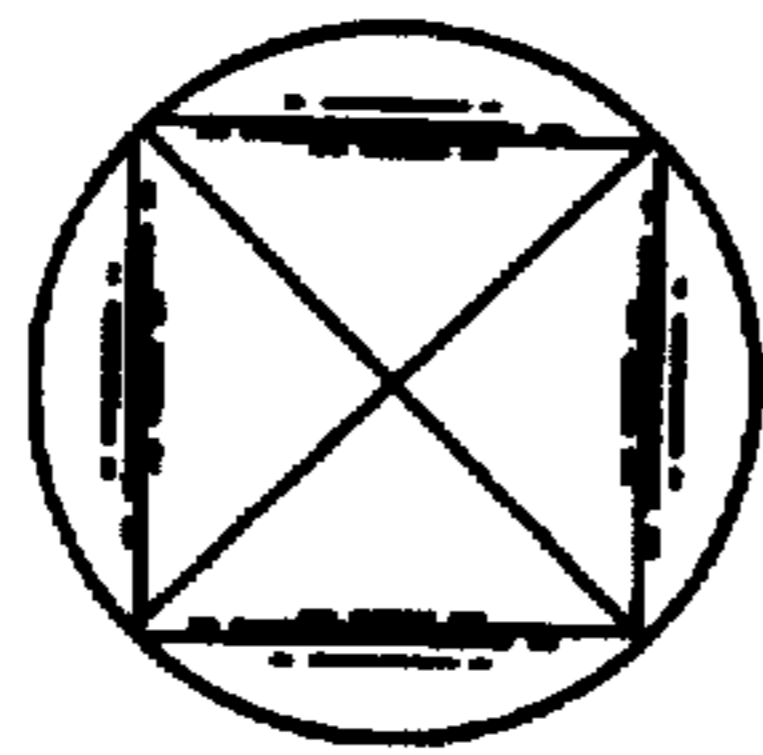


Fig. 6




Fig. 7