



US00D408243S

# United States Patent [19] Izumisawa

[11] Patent Number: **Des. 408,243**  
[45] Date of Patent: **\*\*Apr. 20, 1999**

[54] **PNEUMATIC HAND TOOL**  
[75] Inventor: **Osamu Izumisawa, Tokyo, Japan**  
[73] Assignee: **S.P. Air Kabusiki Kaisha, Tokyo, Japan**  
[\*\*] Term: **14 Years**  
[21] Appl. No.: **29/084,047**  
[22] Filed: **Feb. 23, 1998**  
[51] LOC (6) CL ..... **08-01**  
[52] U.S. Cl. .... **D8/61**  
[58] Field of Search ..... **D8/61; 81/57.39, 81/63.1, 63.2, 63, 177.75, 177.85**

4,822,264 4/1989 Kettner ..... 418/150  
4,962,787 10/1990 Mayhew ..... 137/556.3  
4,993,288 2/1991 Anderson et al. .... 81/57.39  
5,017,109 5/1991 Albert et al. .... 418/152  
5,064,361 11/1991 Kristof et al. .... 418/173  
5,074,750 12/1991 Kakimoto ..... 415/200  
5,383,771 1/1995 Ghode et al. .... 418/15

*Primary Examiner*—Antoine Duval Davis  
*Attorney, Agent, or Firm*—Sennigner, Powers, Leavitt & Roedel

### [57] CLAIM

The ornamental design for a pneumatic hand tool, as shown and described.

### DESCRIPTION

FIG. 1 is a left side elevational view of the pneumatic hand tool of my new design, the portions shown in phantom forming no part of the design, the right side elevational view being a mirror image of the left side;  
FIG. 2 is a bottom plan view thereof;  
FIG. 3 is a top plan view thereof;  
FIG. 4 is a rear elevational view thereof;  
FIG. 5 is a front elevational view thereof;  
FIG. 6 is a left side elevational view of a second embodiment of the pneumatic hand tool of my new design, the portions shown in phantom forming no part of the design, the right side elevational view being a mirror image of the left side and the bottom, top, rear, and front views being like FIGS. 2, 3, 4, and 5, respectively; and,  
FIG. 7 is a left side elevational view of a third embodiment of the pneumatic hand tool of my new design, the portions shown in phantom forming no part of the design, the right side elevational view being a mirror image of the left side and the bottom, top, rear, and front views being like FIGS. 2, 3, 4, and 5, respectively.

**1 Claim, 4 Drawing Sheets**

[56] **References Cited**  
**U.S. PATENT DOCUMENTS**

D. 269,938	8/1983	Izumisawa	D8/61
D. 278,407	4/1985	Fleischer, Jr.	D8/61
D. 289,135	4/1987	Doman	D8/61
D. 304,543	11/1989	Somers et al.	D8/61
D. 320,540	10/1991	Staubitz et al.	D8/61
D. 323,275	1/1992	Sasaki et al.	D8/61
D. 324,699	3/1992	Ohashi	D19/53
D. 334,124	3/1993	Izumisawa	D8/61
D. 347,372	5/1994	Ghode et al.	D8/61
1,727,718	9/1929	Kinsey	
2,575,524	11/1951	Mitchell	121/34
2,924,114	2/1960	Hitt et al.	74/472
3,190,183	6/1965	Walker et al.	91/80
3,465,646	9/1969	Kiester et al.	91/121
3,927,956	12/1975	Linthicum	418/100
3,934,657	1/1976	Danielson	173/169
4,068,987	1/1978	Crooks	418/181
4,187,063	2/1980	Yoshida et al.	418/90
4,412,785	11/1983	Roman	417/50
4,789,312	12/1988	Moate et al.	417/374

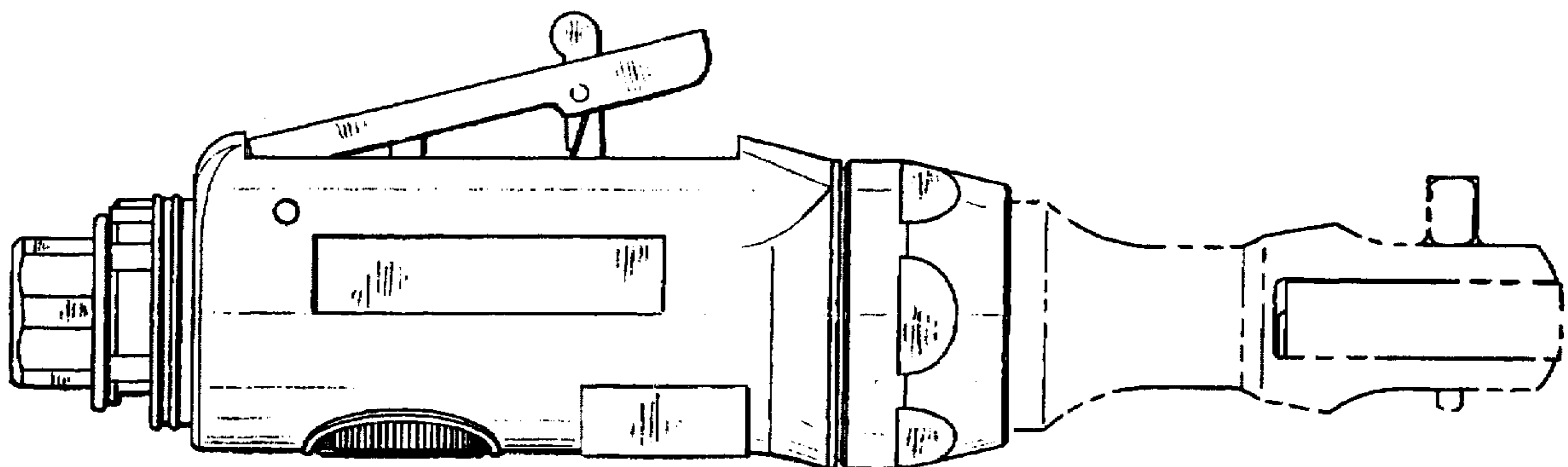


FIG. 1




FIG. 2

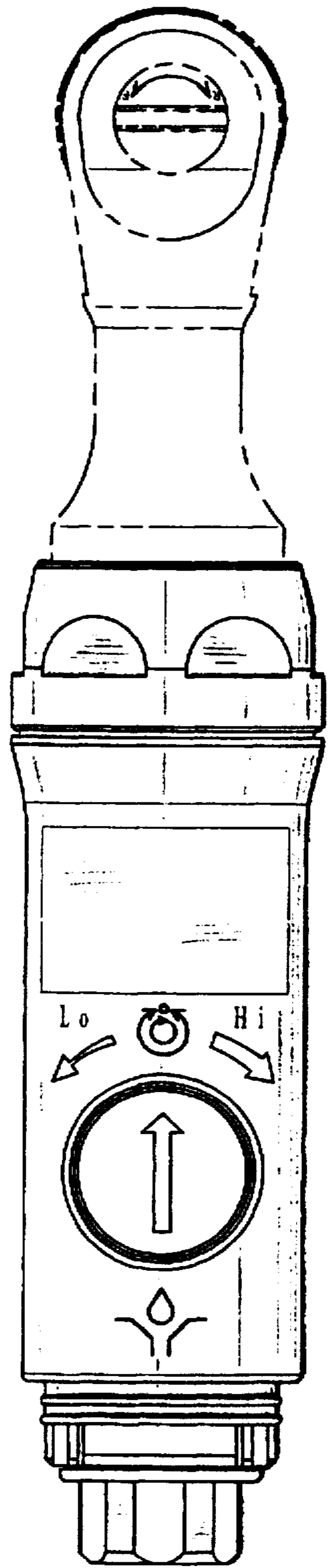


FIG. 3




FIG. 4

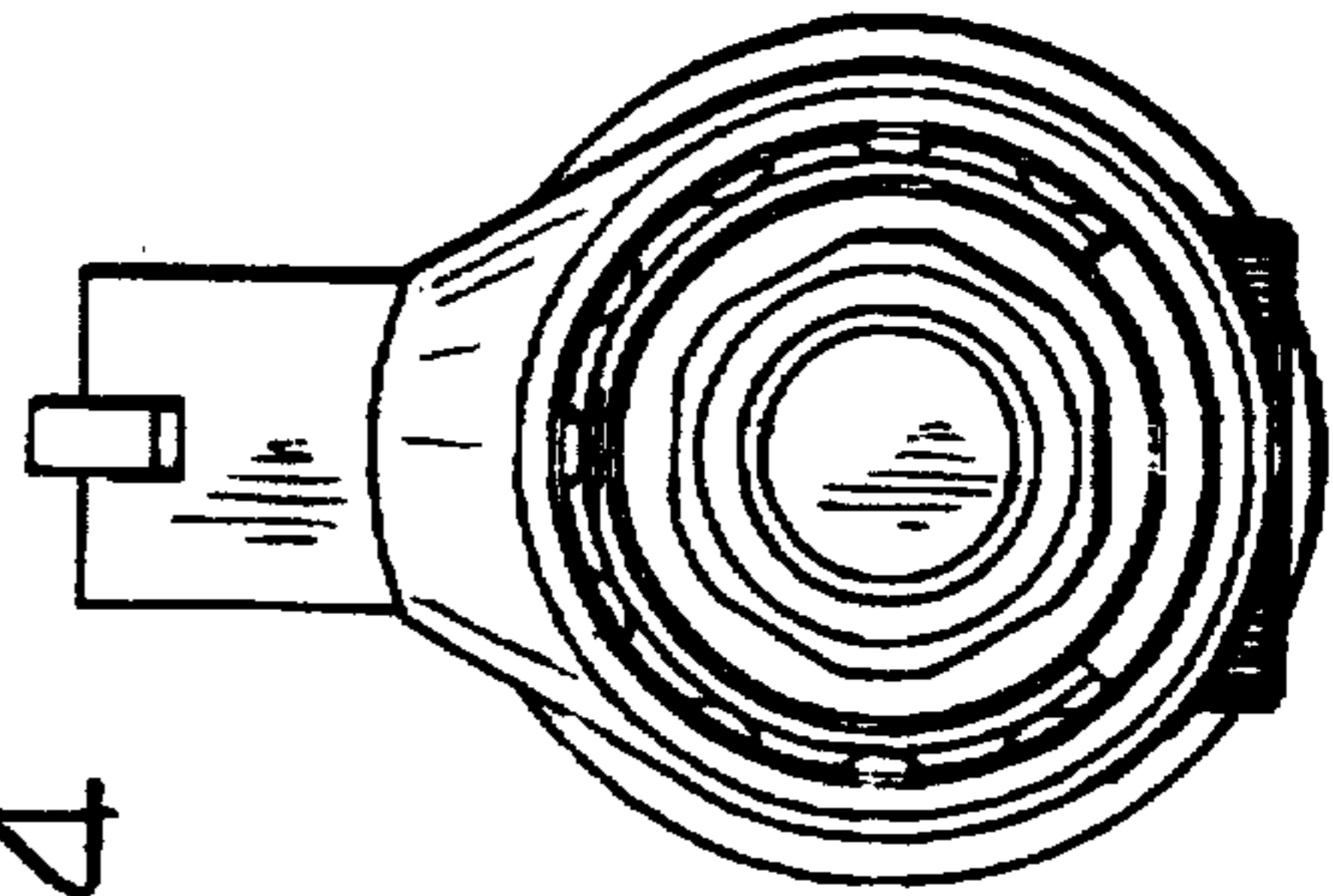
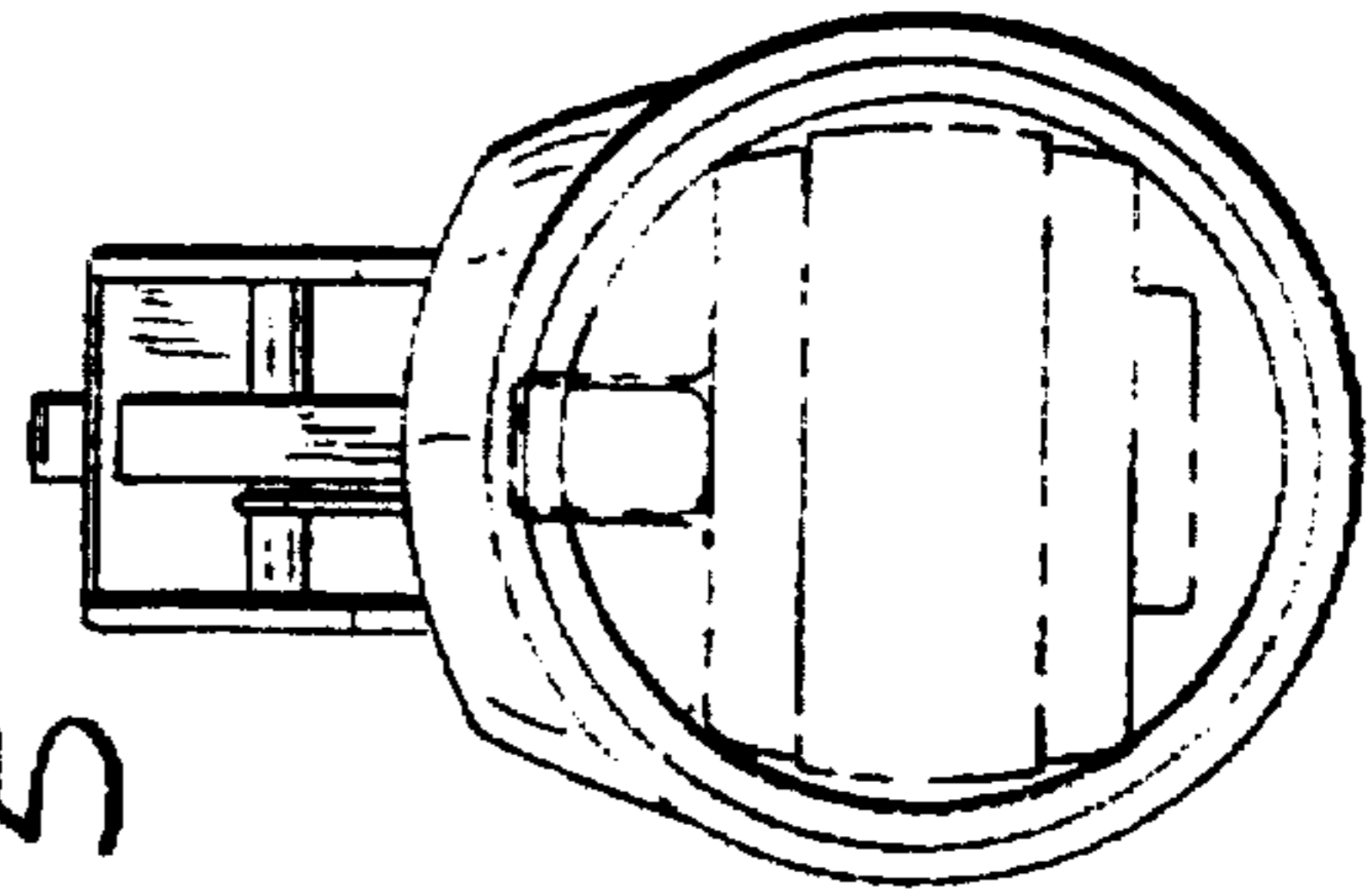


FIG. 5






FIG. 6

FIG. 7

