

US00D408219S

United States Patent [19]
Lai

[11] **Patent Number: Des. 408,219**
[45] **Date of Patent: **Apr. 20, 1999**

[54] **UTENSIL HANDLE**

[76] **Inventor: Yin-Chu Lai, No. 378, Pao-Bou Rd., Changhua, Taiwan**

[**] **Term: 14 Years**

[21] **Appl. No.: 29/088,983**

[22] **Filed: Jun. 4, 1998**

[51] **LOC (6) Cl. 07-03**

[52] **U.S. Cl. D7/401.2; D7/649; D8/107**

[58] **Field of Search D7/401.2, 642, D7/645, 649, 650, 653, 662, 663; D8/99, 107; 16/110 A; 30/142-150**

[56] **References Cited**

U.S. PATENT DOCUMENTS

D. 104,128	4/1937	Abrams	D7/361
D. 110,117	6/1938	Weis	D7/361
D. 275,065	8/1984	Steiner	D7/650
2,430,808	12/1947	Kluit	16/110 A

Primary Examiner—Caron D. Veynar
Attorney, Agent, or Firm—Bacon & Thomas, PLLC


[57] **CLAIM**

The ornamental design for the utensil handle, as shown and described.

DESCRIPTION

FIG. 1 is a perspective view of utensil handle showing my new design;
FIG. 2 is a front elevation view the rear elevation view being a mirror image thereof;
FIG. 3 is a side elevation view, the opposite view being a mirror image thereof;
FIG. 4 is a top view of the utensil handle;
FIG. 5 is a bottom view of the utensil handle; and,
FIG. 6 is a perspective view thereof, the broken line showing of a knife blade is for illustrative purposes only and forms no part of the claimed design.

1 Claim, 4 Drawing Sheets






FIG. 1



FIG. 2




FIG. 5



FIG. 4



FIG. 3

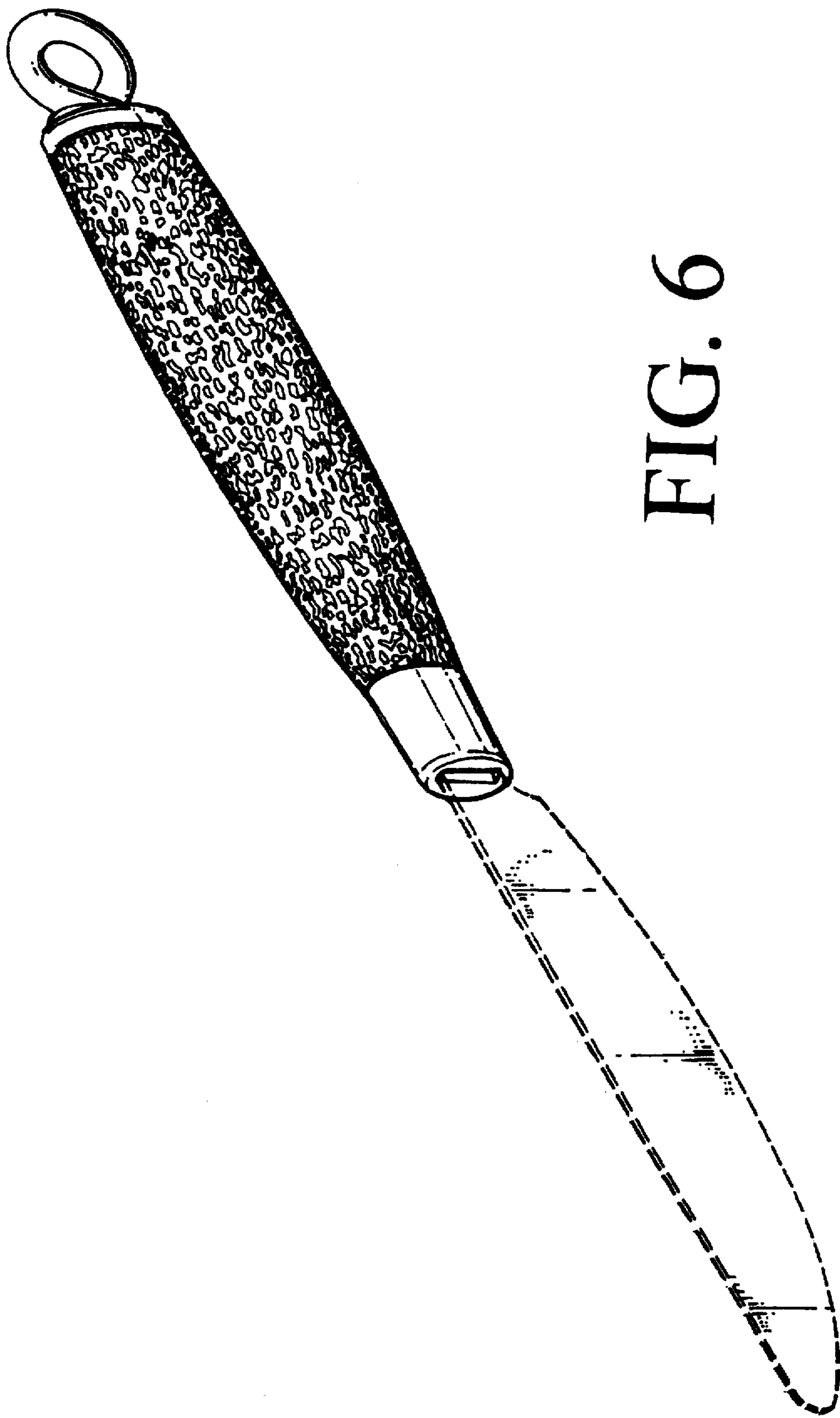


FIG. 6