



US00D408218S

United States Patent [19]

Thomas

[11] Patent Number: Des. 408,218

[45] Date of Patent: **Apr. 20, 1999

[54] KNIFE HANDLE

[75] Inventor: Dieter Thomas, Solingen, Germany

[73] Assignee: Zwilling J.A. Henckels AG, Solingen, Germany

[**] Term: 14 Years

[21] Appl. No.: 29/086,681

[22] Filed: Apr. 17, 1998

[30] Foreign Application Priority Data

Feb. 13, 1998 [DE] Germany M98 01 389

[51] LOC (6) CL 07-03

[52] U.S. CL D7/401.2; D7/649; D8/107

[58] Field of Search D7/401.2, 642, D7/645, 649, 650, 653, 662, 663; D8/99, 107; 30/142-150

[56] References Cited

U.S. PATENT DOCUMENTS

- D. 110,283 6/1938 Goodrich D7/649
- D. 193,266 7/1962 Wada D7/652
- D. 230,126 1/1974 Pollard D7/649
- D. 233,002 10/1974 Bagwell D7/650

D. 375,035 10/1996 Mangol D8/107
5,791,055 8/1998 Mangol 30/340

Primary Examiner—Caron D. Veynar
Attorney, Agent, or Firm—Hill & Simpson

[57] CLAIM

The ornamental design for a knife handle, as shown and described.

DESCRIPTION

FIG. 1 is a front plan view of a knife handle in accordance with the present invention;
 FIG. 2 is a side view taken from the left side of the knife handle of FIG. 1;
 FIG. 3 is a side view taken from the right side of the knife handle of FIG. 1;
 FIG. 4 is a back plan view of the knife handle of FIG. 1;
 FIG. 5 is an end view taken on the top blade end of the knife handle of FIG. 1; and,
 FIG. 6 is an end view taken on the bottom end of the knife handle of FIG. 1.

The handle is intended for small knives, such as vegetable knives or paring knives, in which the blade extends from the end illustrated in FIG. 5.

1 Claim, 1 Drawing Sheet




Fig.1




Fig.2




Fig.3




Fig.4

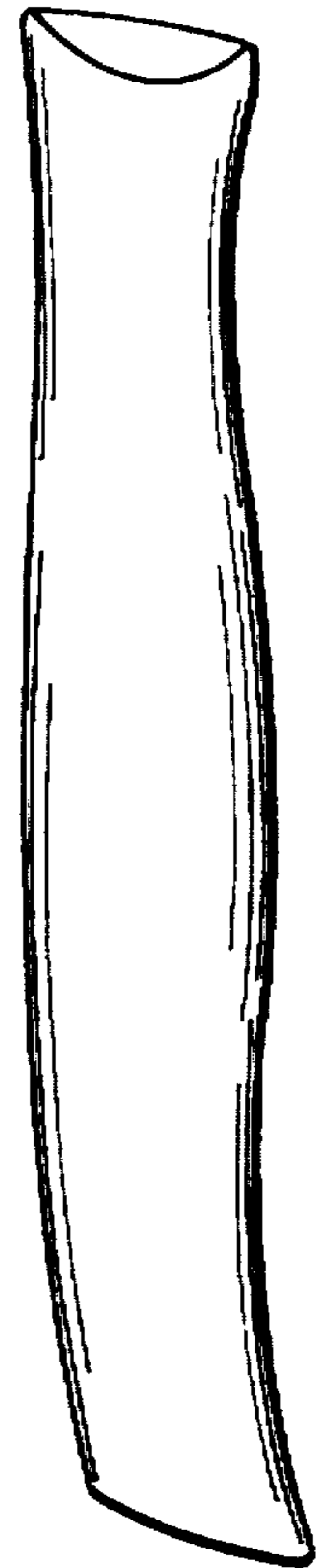


Fig.5



Fig.6