



US00D408207S

**United States Patent** [19]  
**Bourke**

[11] **Patent Number: Des. 408,207**  
[45] **Date of Patent: \*\*Apr. 20, 1999**

[54] **DISPENSER**  
[75] **Inventor: Barry Bourke, Melbourne, Australia**  
[73] **Assignee: Haydon Pacific Limited, Central Hong Kong, The Hong Kong Special Administrative Region of the People's Republic of China**

D. 228,684 10/1973 Cannon et al. .... D7/306  
D. 271,496 11/1983 Leats ..... D7/306 X  
D. 322,534 12/1991 Chaney ..... D7/306  
D. 360,332 7/1995 Mann ..... D7/306  
D. 364,780 12/1995 Henderson ..... D7/589  
D. 367,797 3/1996 Hauser, II et al. .... D7/307

[\*\*] **Term: 14 Years**

*Primary Examiner*—M. N. Pandozzi  
*Attorney, Agent, or Firm*—Sixbey, Friedman, Leedom & Ferguson; Frank P. Presta; Joseph S. Presta

[21] **Appl. No.: 29/087,518**

[57] **CLAIM**

[22] **Filed: May 5, 1998**

The ornamental design for a dispenser, as shown and described.

[51] **LOC (6) CL ..... 07-01**

**DESCRIPTION**

[52] **U.S. Cl. .... D7/306; D7/300**

FIG. 1 is a perspective view thereof;

[58] **Field of Search ..... D7/300, 305, 306, D7/307, 308, 590, 589; 222/127.1, 127.2; 62/127, 390**

FIG. 2 is a side view thereof;

FIG. 3 is a front view thereof;

FIG. 4 is a back view thereof; and,

FIG. 5 is a bottom view thereof.


[56] **References Cited**


The broken lines in FIGS. 1 and 3 are for illustrative purposes only and forms no part of the claimed design.

**U.S. PATENT DOCUMENTS**

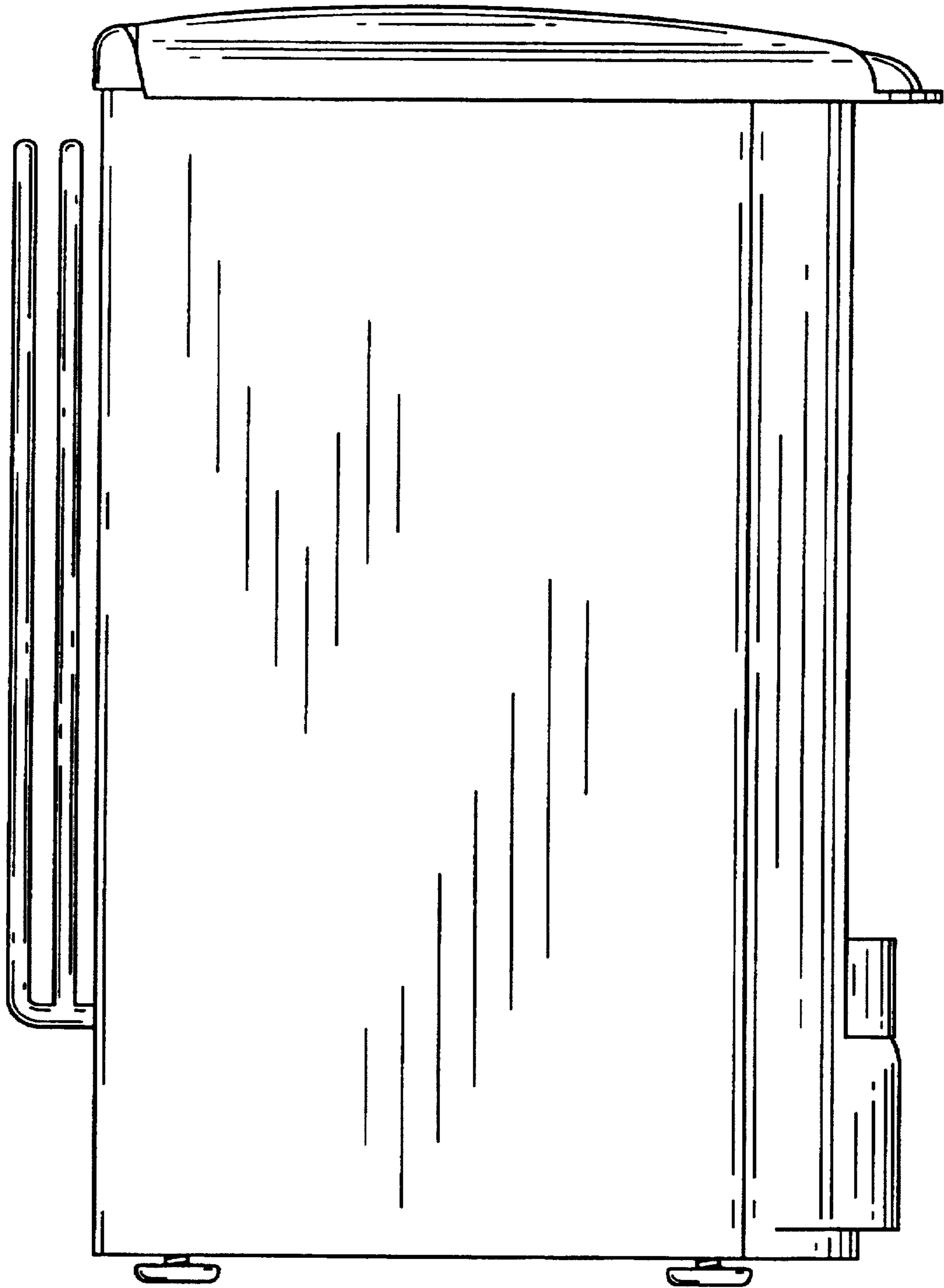
D. 87,273 6/1932 McGuffey ..... D7/306

**1 Claim, 5 Drawing Sheets**

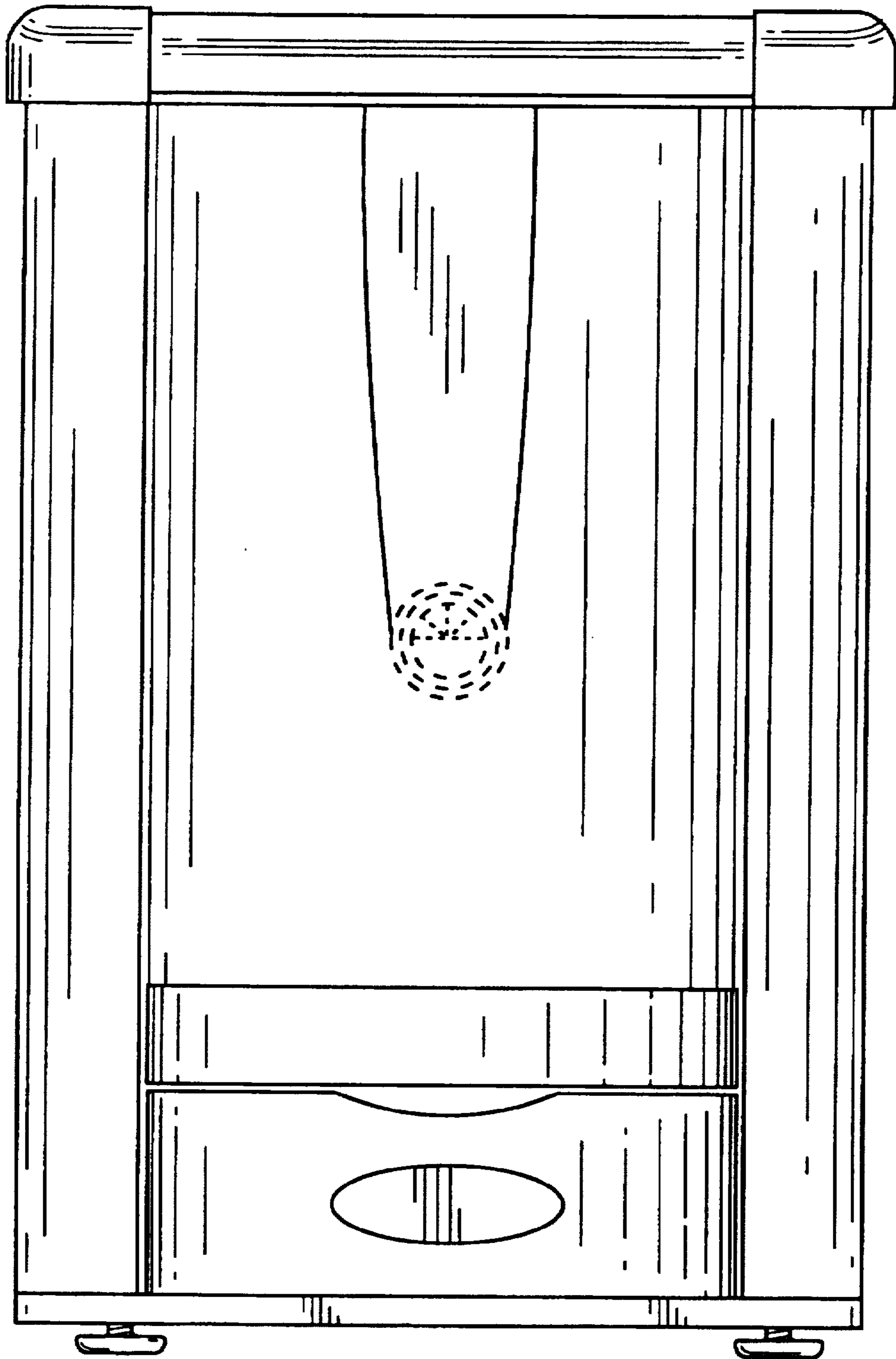




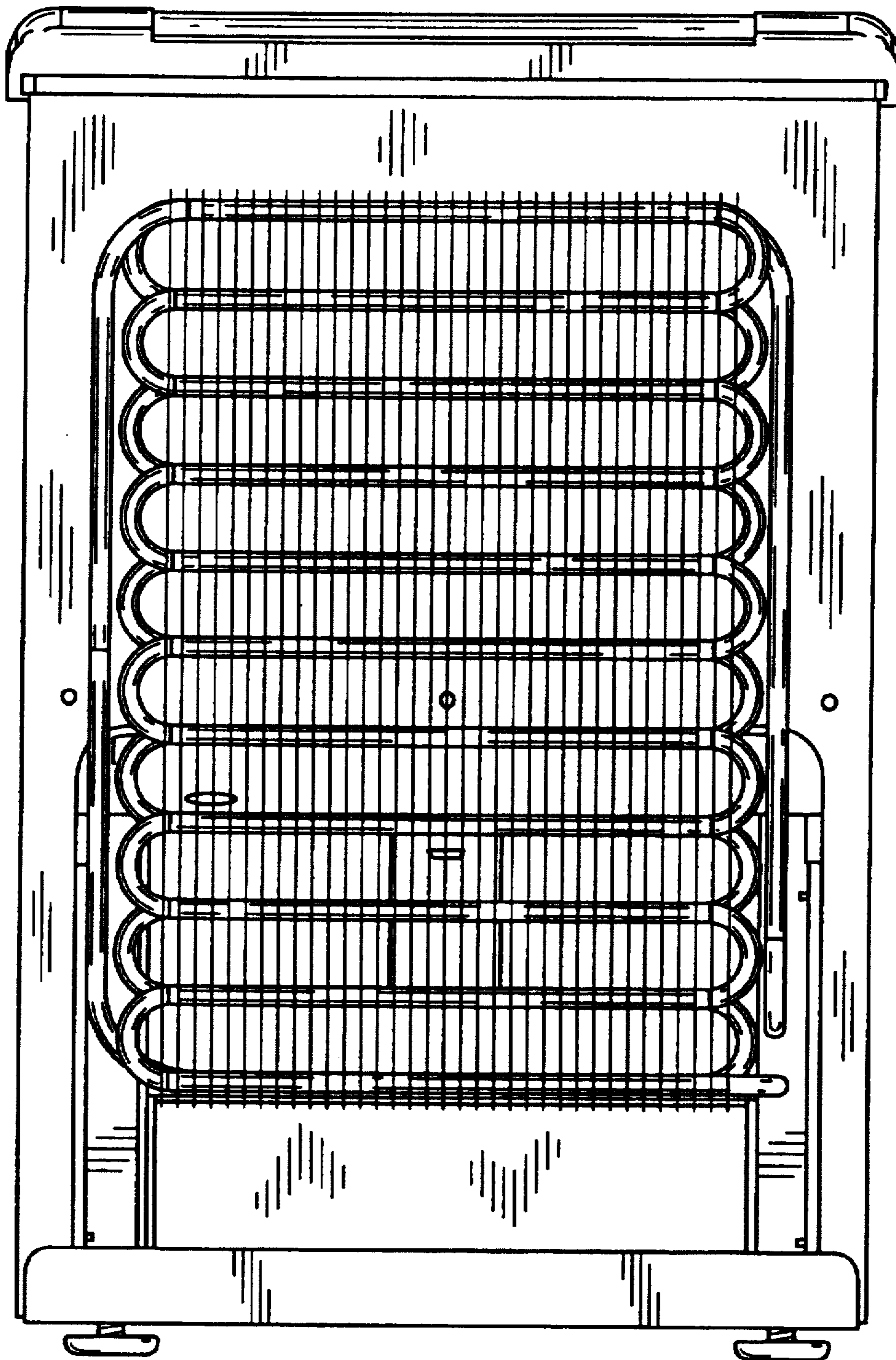
**FIG. 1**



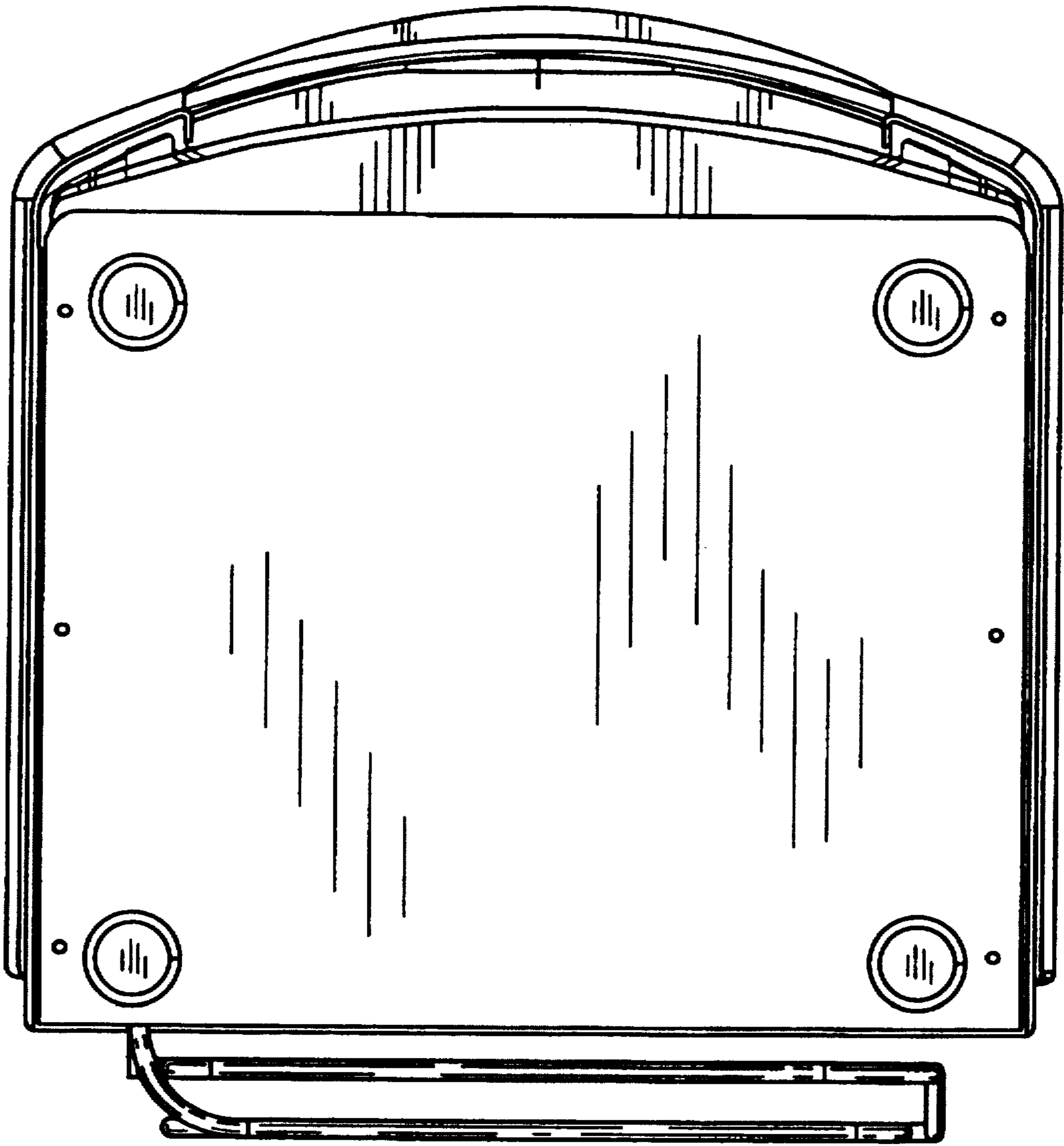
**FIG. 2**



**FIG. 3**



**FIG. 4**



**FIG. 5**