



US00D408182S

# United States Patent [19] Tseng

[11] Patent Number: Des. 408,182

[45] Date of Patent: \*\* Apr. 20, 1999

[54] CHAIR ARMREST

[75] Inventor: **Chuen-Jong Tseng**, Chiayi Hsien,  
Taiwan

[73] Assignee: **Shin Yen Enterprise Co., Ltd.**, Taiwan

[\*\*] Term: 14 Years

[21] Appl. No.: 29/081,905

[22] Filed: Jan. 12, 1998

[51] LOC (6) Cl. .... 06-06

[52] U.S. Cl. .... D6/501

[58] Field of Search ..... D6/334, 364, 365,  
D6/366, 367, 379, 500, 501, 502; 297/411.2,  
411.24, 411.25, 411.27, 411.28, 411.29

[56] **References Cited**

### U.S. PATENT DOCUMENTS

D. 239,792	5/1976	Alessandri	.....	D6/366
D. 272,585	2/1984	Tolleson	.....	D6/366
D. 290,320	6/1987	Vogtherr	.....	D6/500
D. 291,159	8/1987	Monesi	.....	D6/366
D. 357,130	4/1995	Schultz	.....	D6/366

D. 370,789	6/1996	Grouly	.....	D6/366
D. 371,264	7/1996	McDiarmid	.....	D6/502
D. 382,738	8/1997	Chen	.....	D6/501
D. 383,021	9/1997	Lu	.....	D6/500
D. 388,269	12/1997	Tedesco et al.	.....	D6/501
D. 388,270	12/1997	Schultz et al.	.....	D6/501
D. 395,366	6/1998	Favaretto	.....	D6/366

*Primary Examiner*—Gary D. Watson  
*Attorney, Agent, or Firm*—Ladas & Perry

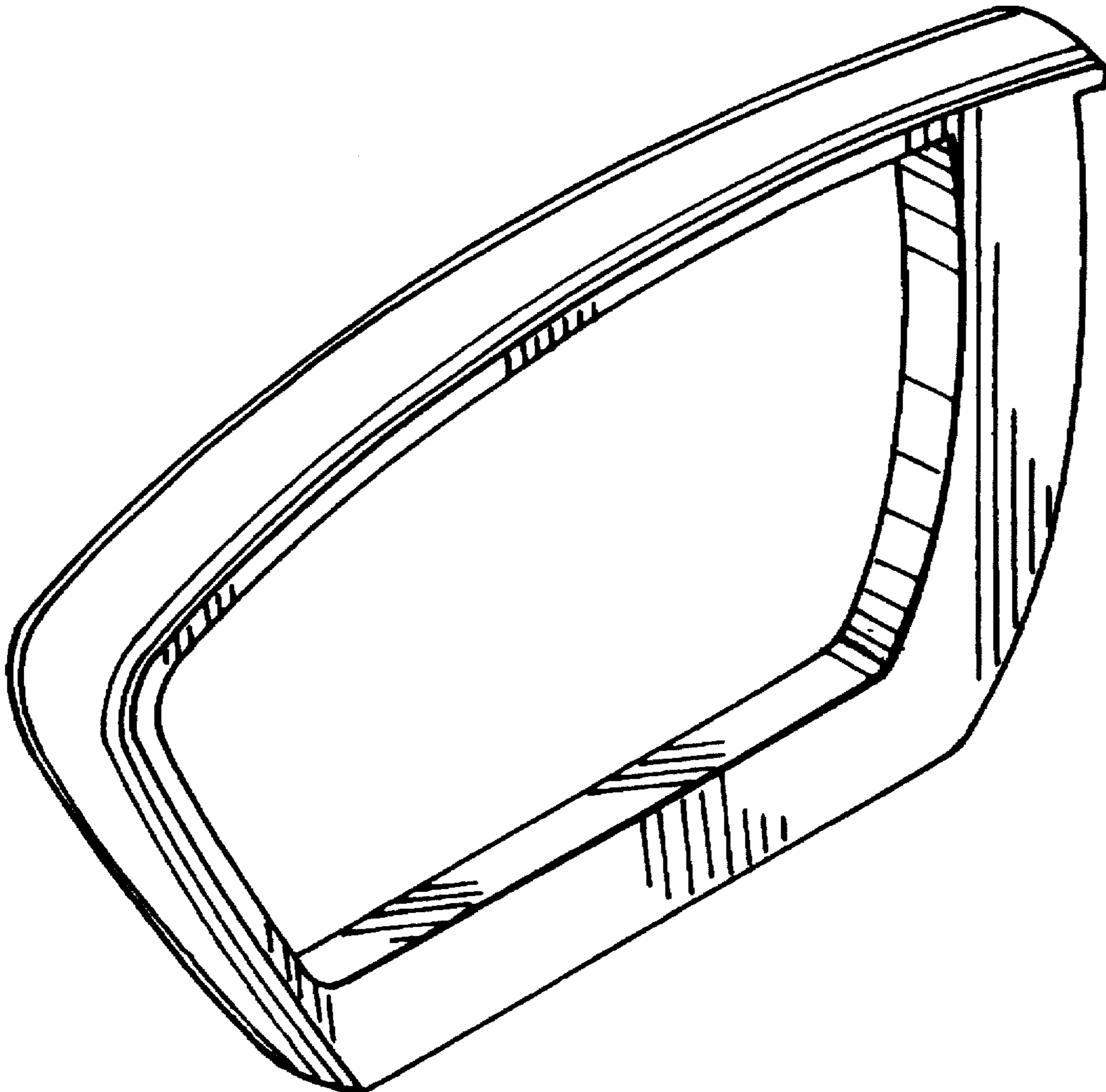
### [57] CLAIM

The ornamental design for a chair armrest, as shown and described.

### DESCRIPTION

FIG. 1 is a perspective view of a chair armrest showing my new design;  
FIG. 2 is a front elevational view thereof;  
FIG. 3 is a rear elevational view thereof;  
FIG. 4 is a left side elevational view thereof;  
FIG. 5 is a right side elevational view thereof;  
FIG. 6 is a top plan view thereof; and,  
FIG. 7 is a bottom plan view thereof.

1 Claim, 3 Drawing Sheets



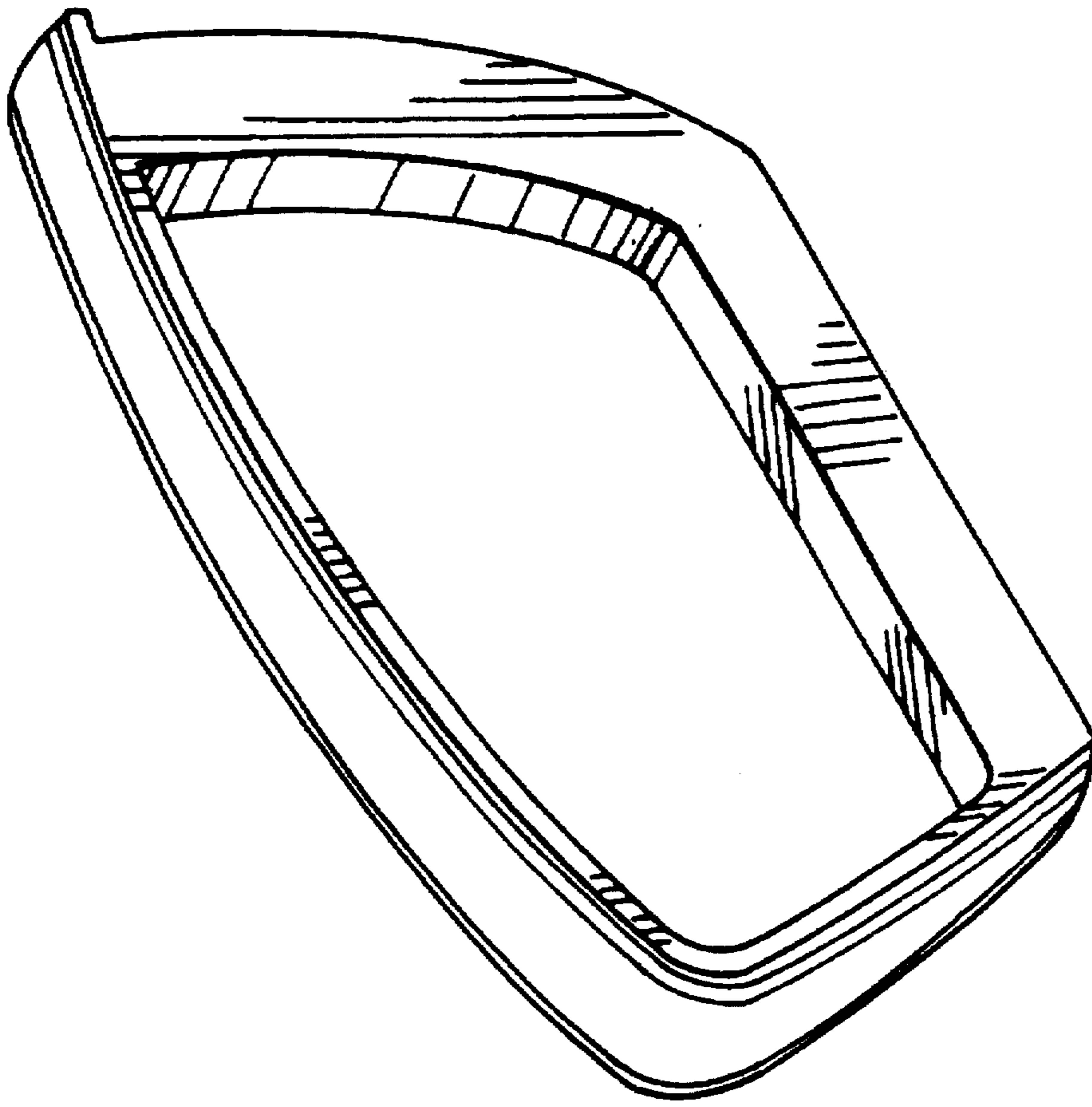


FIG. 1

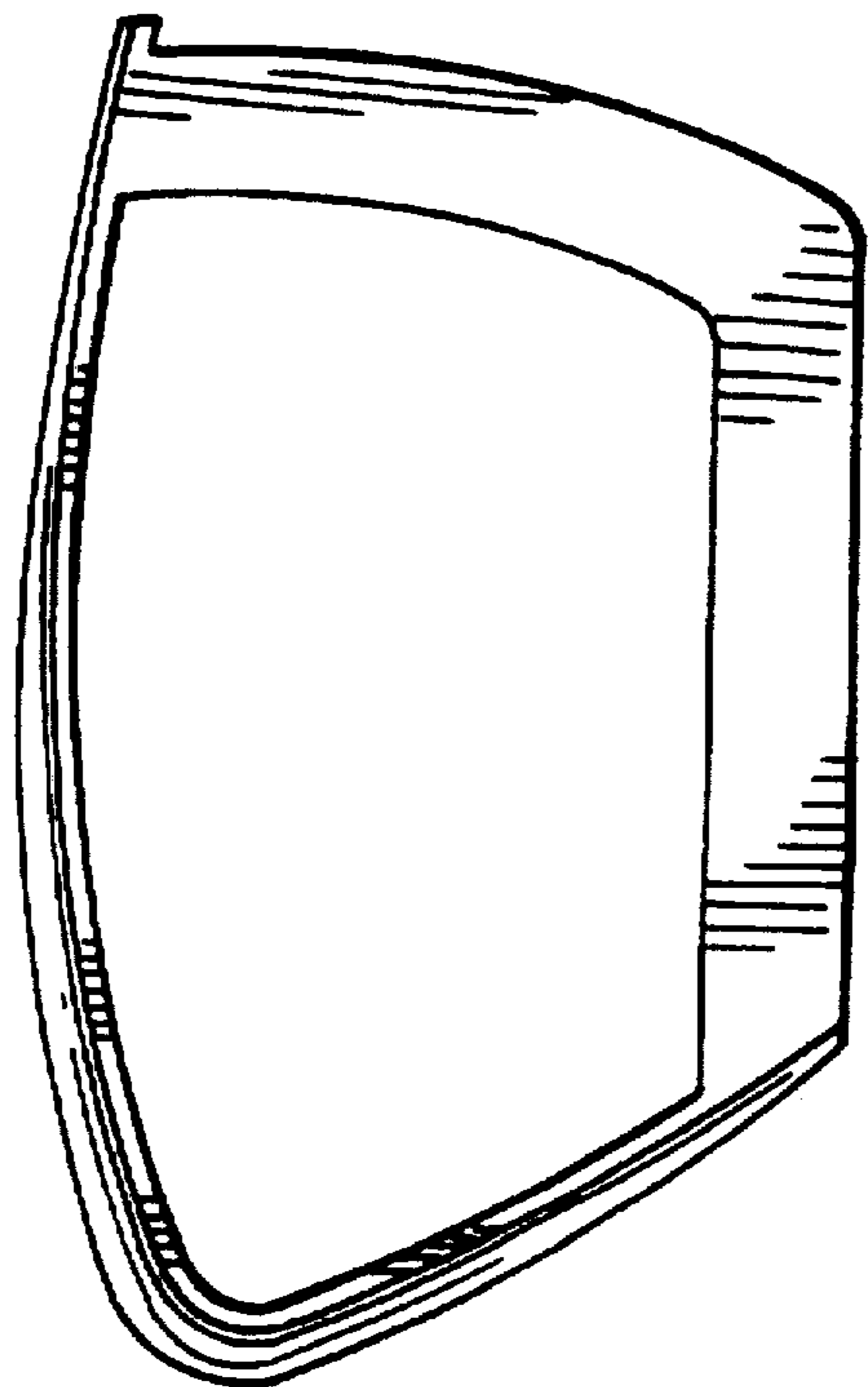


FIG. 2

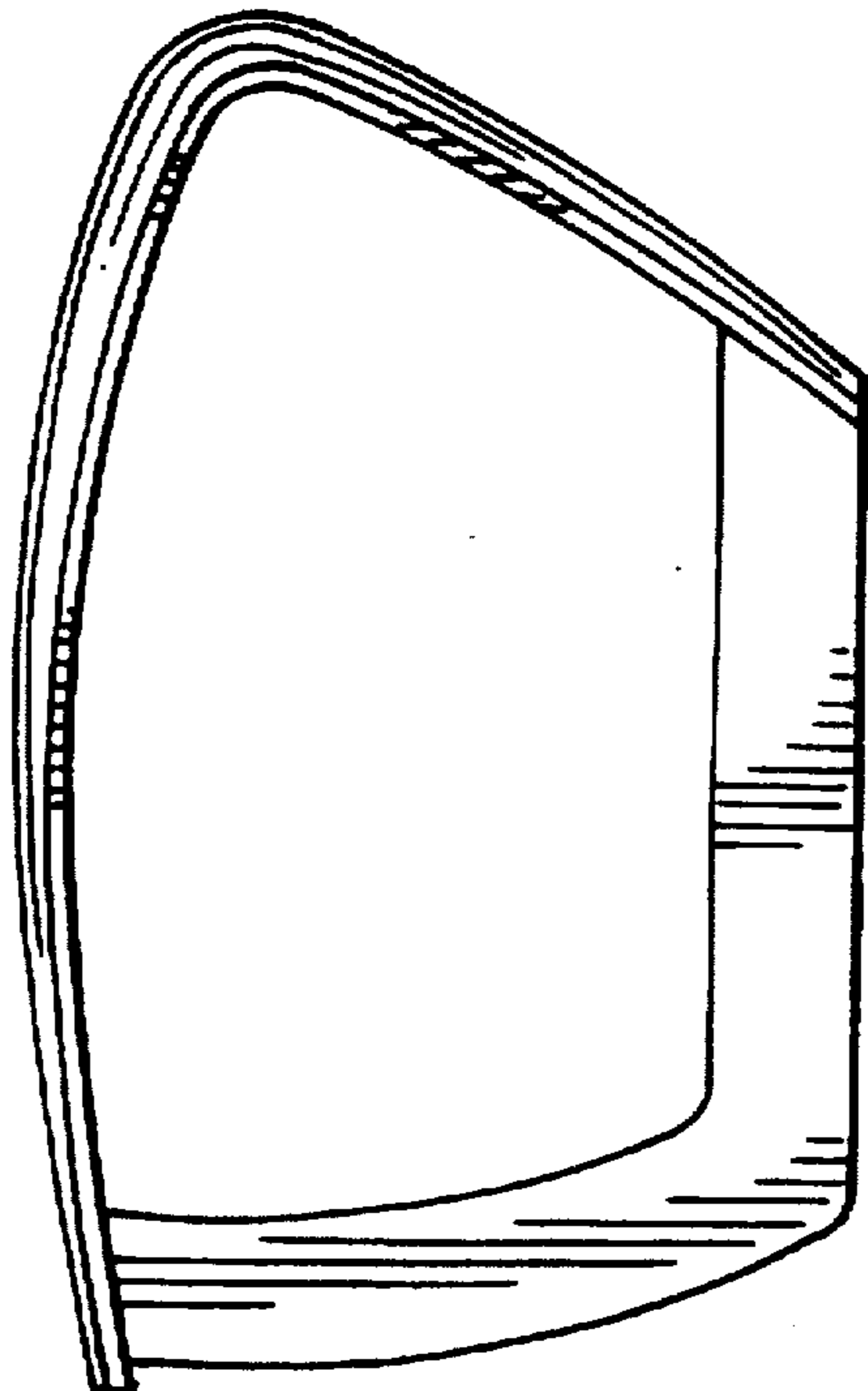


FIG. 3




FIG. 4



FIG. 5




FIG. 6

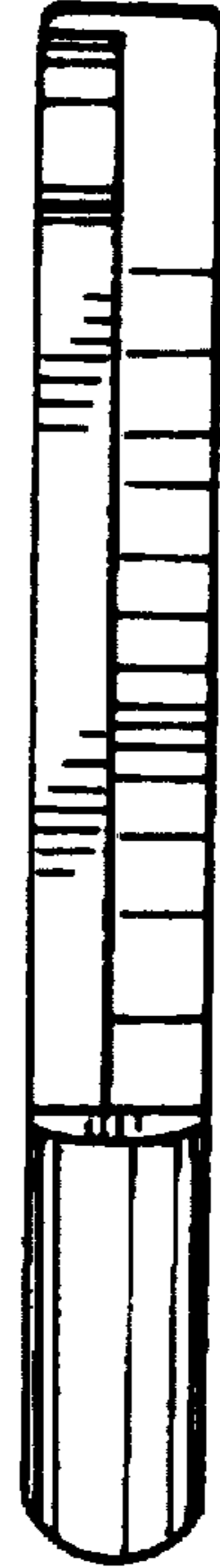


FIG. 7