

US00D408163S

United States Patent [19]

Olson

[11] Patent Number: **Des. 408,163**

[45] Date of Patent: ****Apr. 20, 1999**

- [54] CHAIR
- [75] Inventor: **Ogden R. Olson**, Muscatine, Iowa
- [73] Assignee: **HON Technology Inc.**, Muscatine, Iowa
- [**] Term: **14 Years**
- [21] Appl. No.: **29/088,956**
- [22] Filed: **Jun. 4, 1998**
- [51] LOC (6) CL **06-01**
- [52] U.S. Cl. **D6/366**
- [58] Field of Search D6/366-368, 500-502, D6/495, 498; 297/411.2, 411.4, 411.44, 411.36, 450.1, 452.11, 452.21, 452.29, 463.1, 230.1, 230.12, 284.1, 284.4

- D. 250,374 11/1978 Prizlow et al. D6/366
- D. 355,303 2/1995 Sheper et al. D6/366
- 3,907,363 9/1975 Baker et al. 297/450.1
- 3,947,068 3/1976 Buhk 297/411.2 X

OTHER PUBLICATIONS

Modern Office Catalog, p. 49, item A, Aug. 1993.

Primary Examiner—Jeffrey Asch
Attorney, Agent, or Firm—Jones, Day, Revis & Pogue

[57] CLAIM

The ornamental design for a chair, as shown.

DESCRIPTION

FIG. 1 is a front, left perspective view of a chair showing my new design;
FIG. 2 is a right side view thereof;
FIG. 3 is a left side view thereof;
FIG. 4 is a front view thereof;
FIG. 5 is a rear view thereof; and,
FIG. 6 is a top view thereof.

[56] References Cited

U.S. PATENT DOCUMENTS

- D. 108,890 3/1938 Powell D6/366
- D. 240,374 7/1976 Buhk D6/366

1 Claim, 2 Drawing Sheets



FIG. 1



FIG. 2

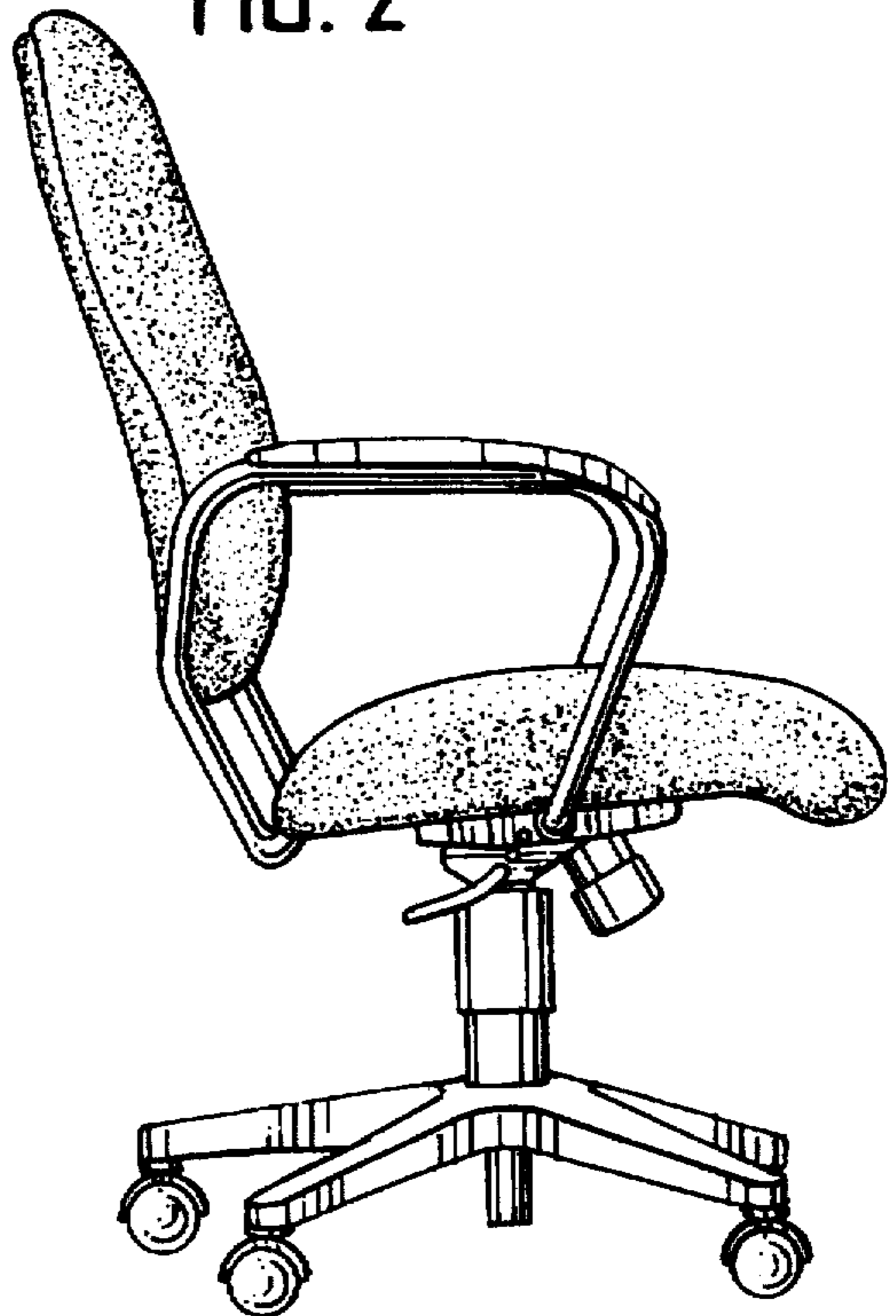


FIG. 3

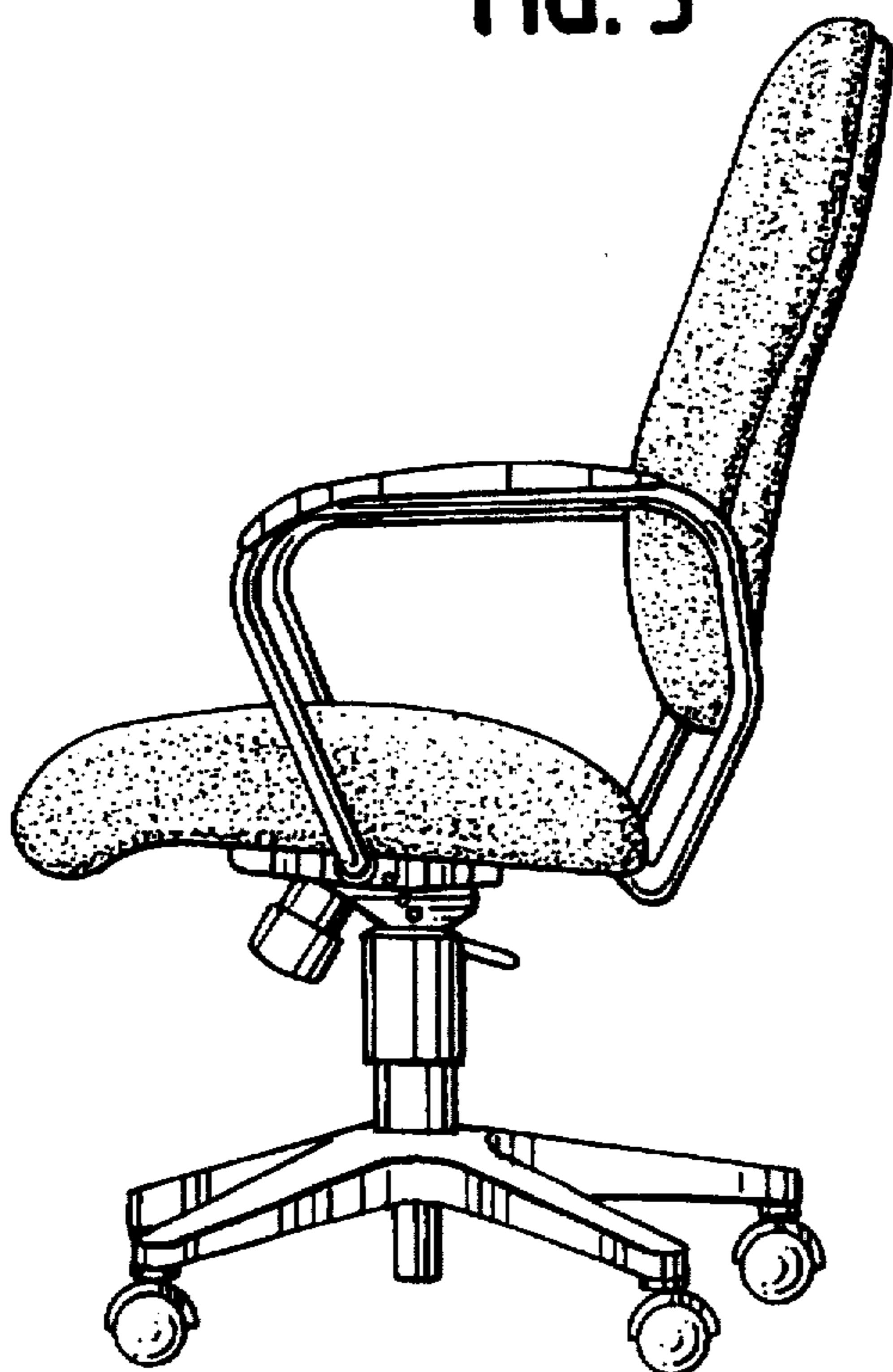


FIG. 4

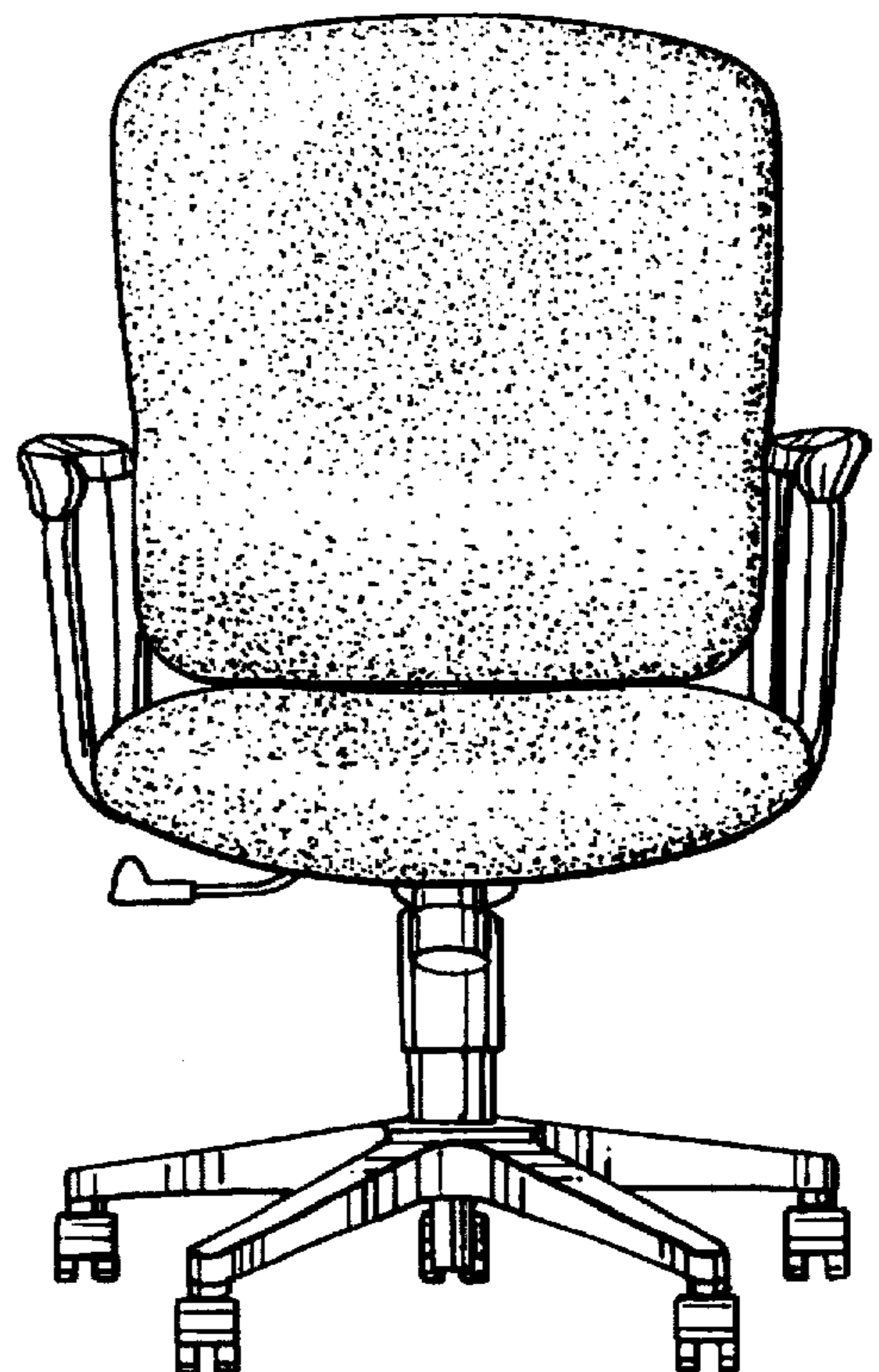


FIG. 5

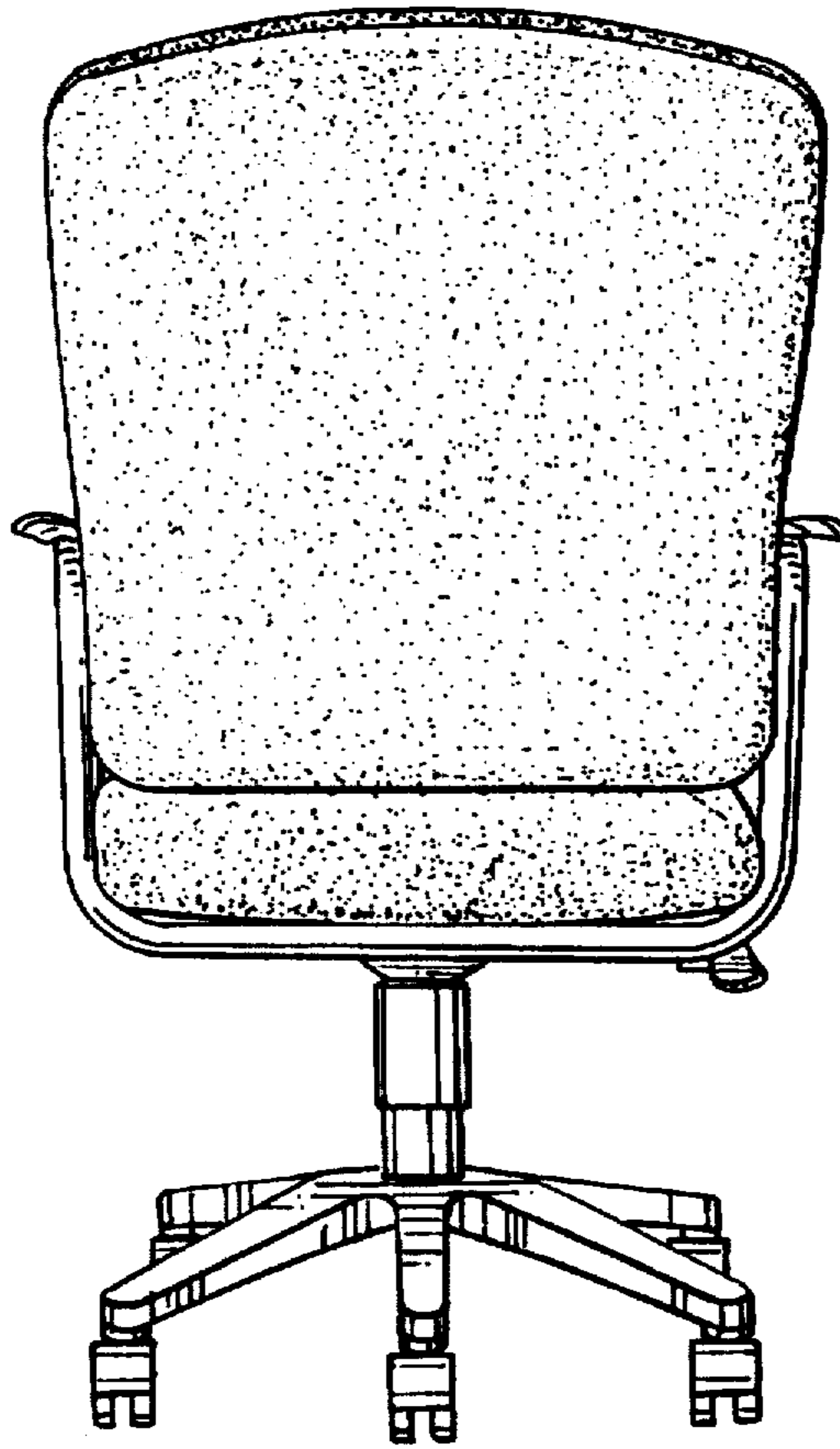


FIG. 6

