



US00D408157S

United States Patent [19]

Lewis

[11] Patent Number: **Des. 408,157**

[45] Date of Patent: ****Apr. 20, 1999**

[54] **CHAIR**

[76] Inventor: **Sally Sirkin Lewis, 715 N. Canon Dr., Beverly Hills, Calif. 90210**

[**] Term: **14 Years**

[21] Appl. No.: **29/082,717**

[22] Filed: **Jan. 28, 1998**

D. 358,038	5/1995	Lewis	D6/334
D. 368,378	4/1996	Laslo	D6/334
D. 393,952	5/1998	Lewis	D6/334
D. 394,558	5/1998	Hutton	D6/334

Primary Examiner—Gary D. Watson
Attorney, Agent, or Firm—Marvin H. Kleinberg; Kleinberg & Lerner, LLP

Related U.S. Application Data

[63] Continuation-in-part of application No. 29/060,300, Sep. 20, 1996.

[51] **LOC (6) CL** **06-01**

[52] **U.S. Cl.** **D6/334**

[58] **Field of Search** D6/334, 364, 371, D6/373, 379, 500, 501, 502; 297/445.1, 446.1

[56] References Cited

U.S. PATENT DOCUMENTS

D. 173,392 11/1954 Sherman D6/334

[57] CLAIM

The ornamental design for a chair, as shown and described.

DESCRIPTION

FIG. 1 is a perspective view of the chair of the present invention;

FIG. 2 is a side view of the chair of FIG. 1;

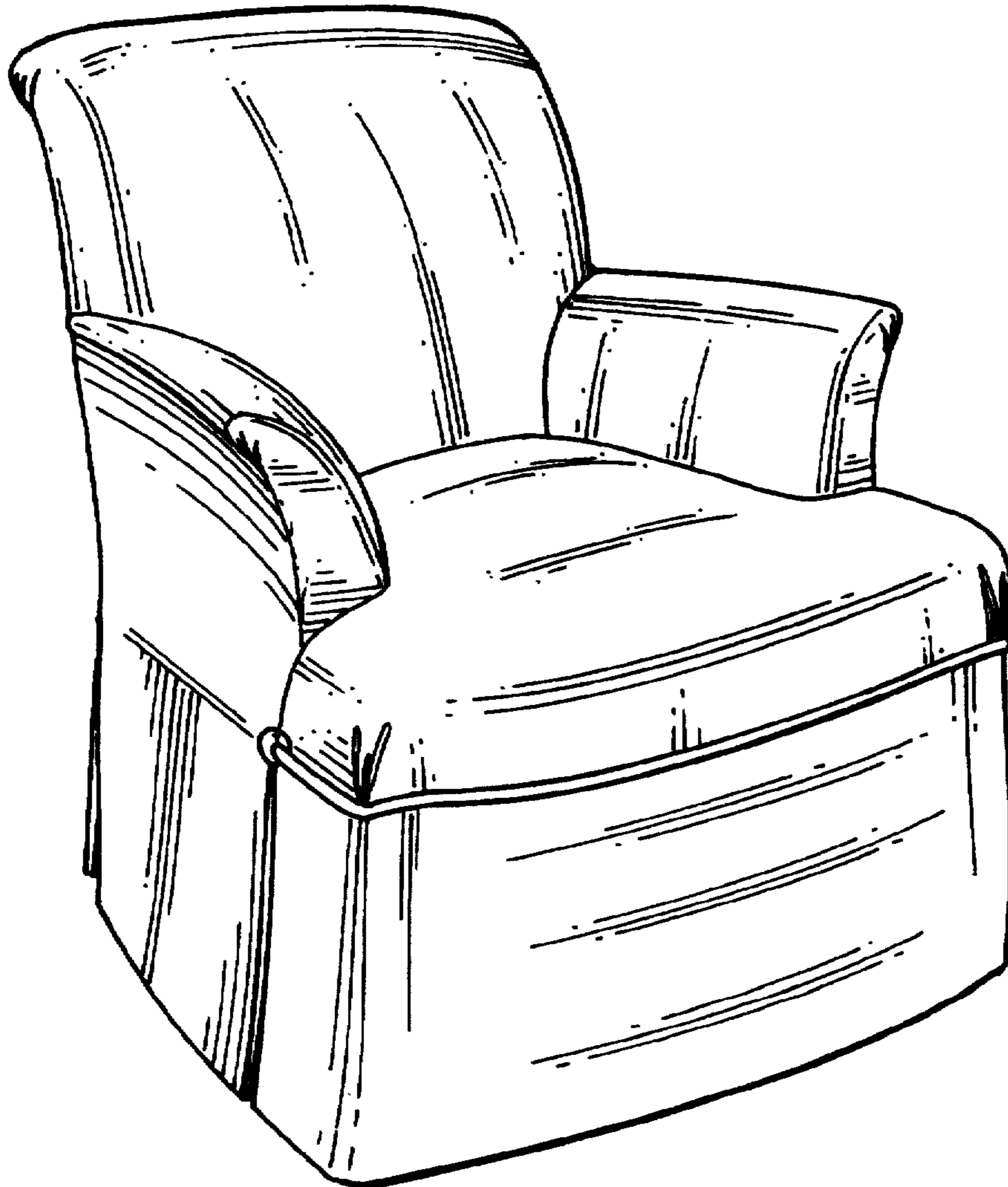
FIG. 3 is a front view of the chair of FIG. 1;

FIG. 4 is a rear view of the chair of FIG. 1;

FIG. 5 is a top view of the chair of FIG. 1; and,

FIG. 6 is a bottom view of the chair of FIG. 1.

1 Claim, 2 Drawing Sheets






FIG. 1




FIG. 2




FIG. 3




FIG. 4




FIG. 5




FIG. 6