



US00D408152S

United States Patent [19]

Wilhelm et al.

[11] Patent Number: Des. 408,152

[45] Date of Patent: **Apr. 20, 1999

- [54] **EMBOSSSED TISSUE**
- [75] Inventors: **Lee Delson Wilhelm**, Appleton;
Jerome Steven Veith, Menasha;
Sandra Ann Enderby, New Franken,
all of Wis.
- [73] Assignee: **Kimberly-Clark Worldwide, Inc.**,
Neenah, Wis.
- [**] Term: **14 Years**
- [21] Appl. No.: **29/088,298**
- [22] Filed: **May 20, 1998**
- [51] **LOC (6) Cl.** **05-06**
- [52] **U.S. Cl.** **D5/53; D5/37**
- [58] **Field of Search** **D5/24, 25, 32,**
D5/35, 37, 38, 39, 52, 53, 57, 58, 99; 162/134,
231; 428/43, 141, 156, 187, 542.6, 904.4,
914

- D. 354,856 1/1995 Schulz D5/53
- D. 358,940 6/1995 Samolinski et al. D5/53
- D. 368,587 4/1996 Schulz D5/53
- D. 371,910 7/1996 Schulz D5/53
- D. 372,589 8/1996 Burgess et al. D5/53
- D. 373,905 9/1996 Schulz D5/53
- D. 375,633 11/1996 Spanagel et al. D5/37
- D. 377,419 1/1997 Schulz D5/35
- D. 378,876 4/1997 Spanagel et al. D5/37
- D. 382,119 8/1997 Ferrero D5/53
- D. 390,362 2/1998 Baum et al. D5/53
- D. 390,363 2/1998 Baum et al. D5/53
- D. 401,421 11/1998 Schulz D5/53
- 5,436,057 7/1995 Schulz 428/156
- 5,573,830 11/1996 Schulz 428/156
- 5,597,639 1/1997 Schulz 428/156
- 5,620,776 4/1997 Schulz 428/156

FOREIGN PATENT DOCUMENTS

- WO 95/15410
- A1 6/1995 WIPO D04H 13/00

Primary Examiner—Robert M. Spear
Attorney, Agent, or Firm—Thomas J. Connelly

[56] References Cited

U.S. PATENT DOCUMENTS

- D. 7,031 12/1873 Horan .
- D. 47,834 9/1915 Slayter .
- D. 64,690 5/1924 Schwarz .
- D. 77,398 1/1929 De Lancy .
- D. 116,385 8/1939 Sigoda .
- D. 117,018 10/1939 Turpan .
- D. 203,325 12/1965 Stengel D92/26
- D. 225,571 12/1972 Cross D59/2
- D. 231,019 3/1974 Gilling et al. D59/2 A
- D. 231,021 3/1974 Gilling et al. D59/2 A
- D. 237,114 10/1975 Froidh et al. D83/1 A
- D. 238,449 1/1976 Matsumoto D59/2 A
- D. 258,154 2/1981 Elchhook, Jr. et al. D59/2 C
- D. 260,193 8/1981 Elchhook, Jr. et al. D59/2 B
- D. 264,512 5/1982 Rogers D59/2 B
- D. 298,588 11/1988 Peddada D5/53
- D. 298,589 11/1988 Drew et al. D5/53
- D. 319,349 8/1991 Schultz et al. D5/53
- D. 350,197 8/1994 Huffman D24/124
- D. 352,833 11/1994 Schulz D5/53
- D. 354,853 1/1995 Schulz D5/53
- D. 354,854 1/1995 Schulz D5/53
- D. 354,855 1/1995 Schulz D5/53

[57] CLAIM

We claim the ornamental design for embossed tissue, as shown and described.

DESCRIPTION

FIG. 1 is a top plan view of an embossed tissue showing one embodiment of our new design. The bottom plan view forms no part of the claimed design.


FIG. 2 is an enlarged fragmentary cross-sectional view along line 2—2 of FIG. 1.

FIG. 3 is a top plan view of an embossed tissue showing an alternative embodiment of our new design. The bottom plan view forms no part of the claimed design. and,

FIG. 4 is an enlarged fragmentary cross-sectional view along line 4—4 of FIG. 3.

In both FIGS. 1 and 3, the embossed tissue is shown cut away on each of its four sides to indicate indeterminate length and width. The broken lines form no part of the claimed design and depict one repeat unit of the design which repeats uniformly.

1 Claim, 2 Drawing Sheets






FIG. 1



FIG. 2




FIG. 3



FIG. 4