



US00D408151S

United States Patent [19]

Drees et al.

[11] Patent Number: Des. 408,151

[45] Date of Patent: **Apr. 20, 1999

[54] BRUSH KEEPER

[75] Inventors: Christopher D. Drees; Paul H. Mylander, both of New Berlin; Donald E. McCumber, Madison, all of Wis.

[73] Assignee: Newell Operating Company, Freeport, Ill.

[**] Term: 14 Years

[21] Appl. No.: 29/048,639

[22] Filed: Jan. 5, 1996

[51] LOC (6) CL 04-99

[52] U.S. Cl. D4/199; D9/432

[58] Field of Search D4/199; D9/426, D9/430, 432, 433; 206/361, 362.2, 362.3, 15.2, 15.3, 470, 362.4

[56] **References Cited**

U.S. PATENT DOCUMENTS

D. 229,549	12/1973	Mascetti, Jr.	D9/426
3,800,998	4/1974	Gask	206/362.4 X
4,423,811	1/1984	Knapp	206/362.3
4,899,877	2/1990	Kiernan	206/470 X

Primary Examiner—Alan P. Douglas
Assistant Examiner—Lavone D. Tabor
Attorney, Agent, or Firm—Foley & Lardner

[57] **CLAIM**

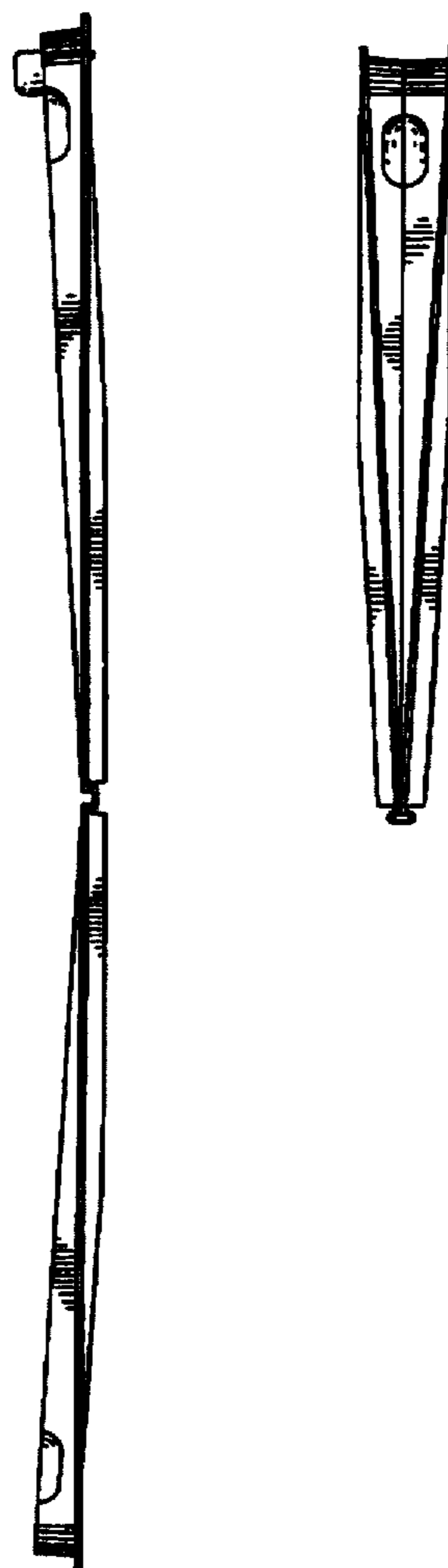

The ornamental design for a brush keeper, as shown and described.

DESCRIPTION

FIG. 1 is a top plan view of a first embodiment of our brush keeper in an open position;
FIG. 2 is a left side view in an open position, the right side view being a mirror image thereof;
FIG. 3 is a left side view in a closed position, the right side view being a mirror image thereof;
FIG. 4 is a top plan view of a second embodiment of our brush keeper in an open position;
FIG. 5 is a left side view in an open position of the second embodiment, the right side view being a mirror image thereof; and,
FIG. 6 is a left side view in a closed position of the second embodiment, the right side view being a mirror image thereof.

The bottom and ends of the first and second embodiments of the brush keeper form no part of the claimed design.

1 Claim, 2 Drawing Sheets






Fig. 1.

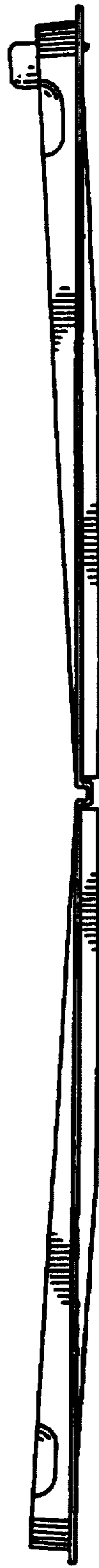


Fig. 2.




Fig. 3.

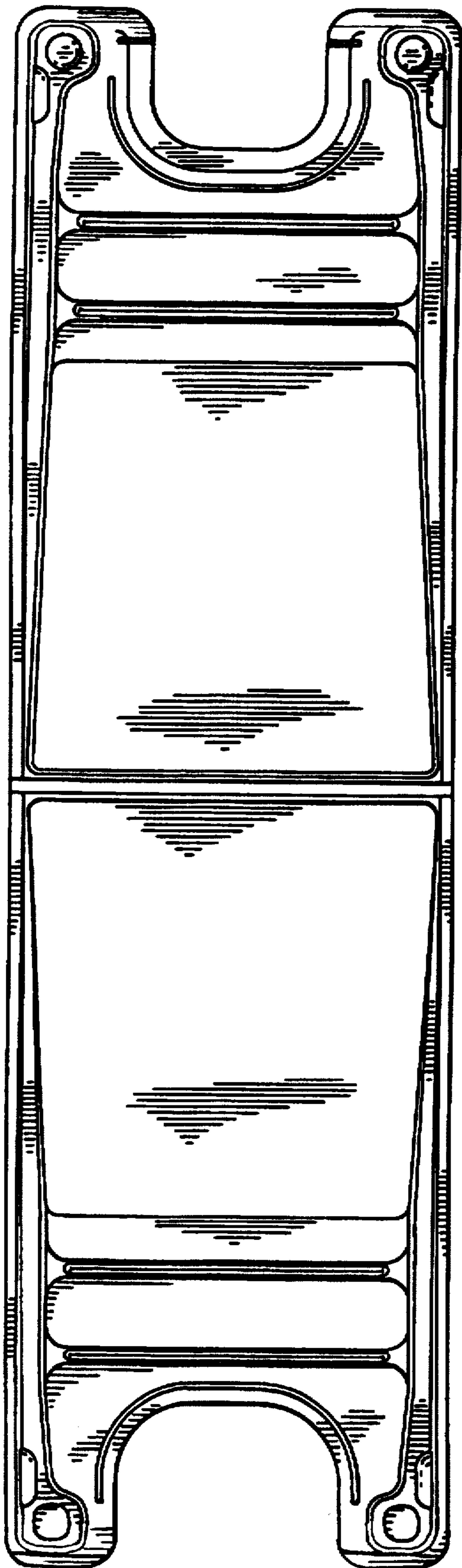


Fig. 4.



Fig. 6.

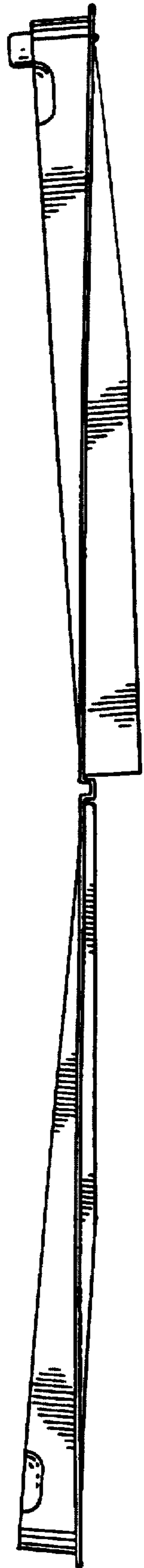


Fig. 5.