



US00D408122S

**United States Patent** [19]  
**McMullin**

[11] **Patent Number: Des. 408,122**  
[45] **Date of Patent: \*\*Apr. 20, 1999**

[54] **GOLF CLEAT**  
[75] **Inventor: Faris W. McMullin, Boise, Id.**  
[73] **Assignee: Softspikes, Inc., Rockville, Md.**  
[\*\*] **Term: 14 Years**  
[21] **Appl. No.: 29/091,355**  
[22] **Filed: Jul. 28, 1998**  
[51] **LOC (6) CL. .... 02-04**  
[52] **U.S. Cl. .... D2/962**  
[58] **Field of Search ..... D2/962; 36/126-130,**  
**36/132, 133, 134, 67 R, 67 A, 67 B, 67 C,**  
**67 D**

4,299,038 11/1981 Epple ..... 36/67 D  
5,029,405 7/1991 DeHaitre ..... 36/134  
5,533,282 7/1996 Kataoka et al. .... 36/129  
5,782,017 7/1998 Orscheid ..... 36/67 D  
5,791,071 8/1998 Rosdail ..... 36/67 R

**FOREIGN PATENT DOCUMENTS**

0 342 232 11/1989 European Pat. Off. .  
0 524 861 1/1993 European Pat. Off. .  
25 29 027 1/1977 Germany .  
25 40 426 3/1977 Germany .  
467815 12/1951 Italy .  
762928 5/1989 Japan .

*Primary Examiner*—Doris V. Coles  
*Attorney, Agent, or Firm*—Fish & Neave; Jeffrey H. Ingerman

[56] **References Cited**  
**U.S. PATENT DOCUMENTS**

180,578 8/1876 Gunsalus ..... 36/67 B  
D. 288,262 2/1987 Yokoishi ..... D2/962  
D. 327,975 7/1992 Saito et al. .... D2/962  
D. 371,895 7/1996 McMullin ..... D2/962  
D. 371,896 7/1996 McMullin ..... D2/962  
D. 373,675 9/1996 McMullin ..... D2/962  
D. 385,988 11/1997 McMullin ..... D2/962  
D. 387,548 12/1997 McMullin ..... D2/962  
D. 389,299 1/1998 McMullin ..... D2/962  
1,876,195 9/1932 Youmans ..... 36/128  
2,258,805 10/1941 Phillips ..... 36/59 R  
2,803,070 8/1957 Passidomo et al. .... 36/59 R  
3,583,082 6/1971 Jordan, Jr. .... 36/59 R  
4,014,114 3/1977 Jordan et al. .... 36/67 D

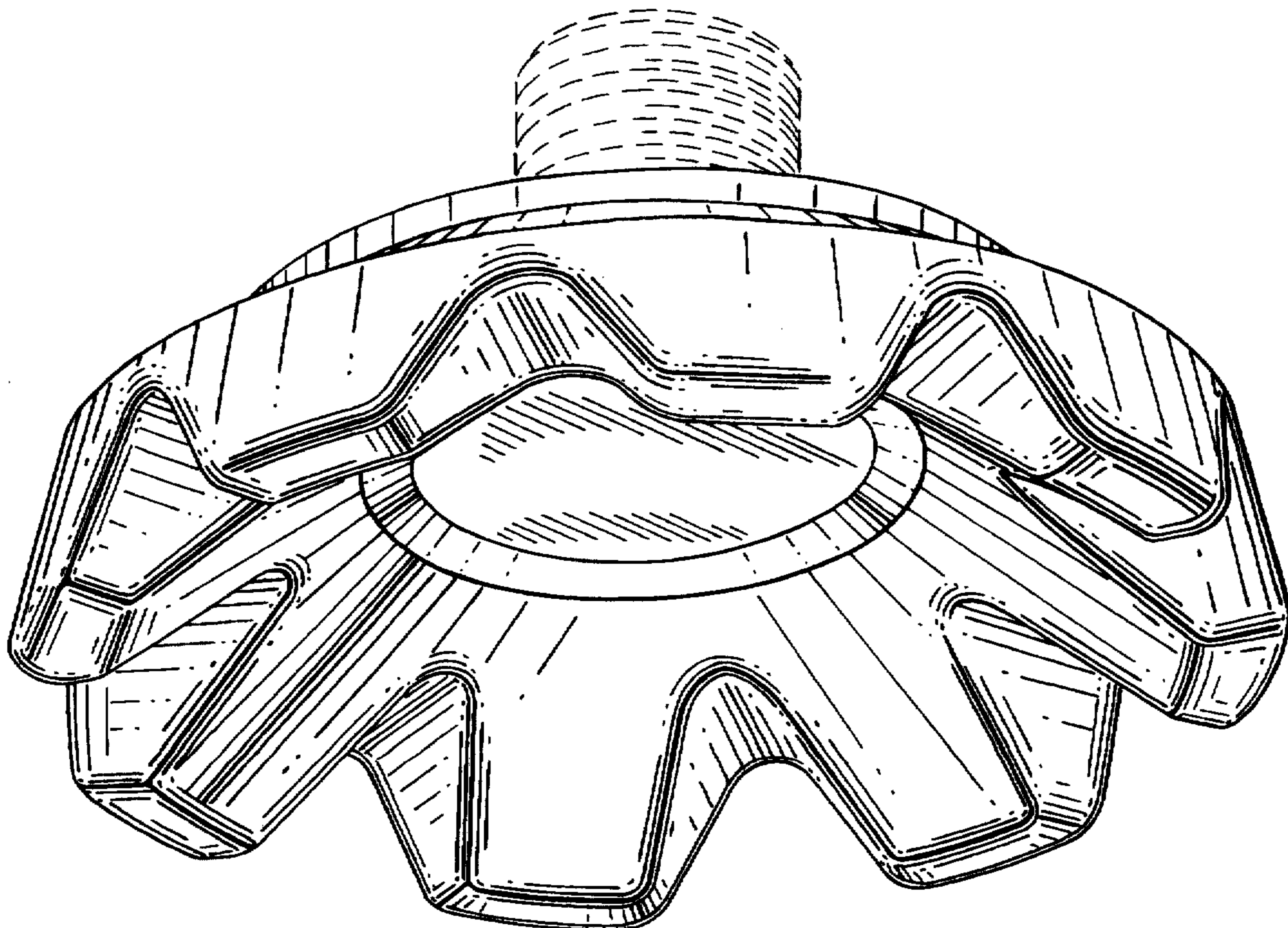
[57] **CLAIM**

The ornamental design for a golf cleat, as shown and described.

**DESCRIPTION**

FIG. 1 is a bottom perspective view of a golf cleat showing my new design;  
FIG. 2 is a top plan view thereof;  
FIG. 3 is a side elevational view thereof, the golf cleat being symmetrical; and,  
FIG. 4 is a bottom plan view thereof.  
The subject matter shown in broken line represents unclaimed environmental structure which is shown for illustrative purposes and forms no part of the claimed design.

**1 Claim, 4 Drawing Sheets**



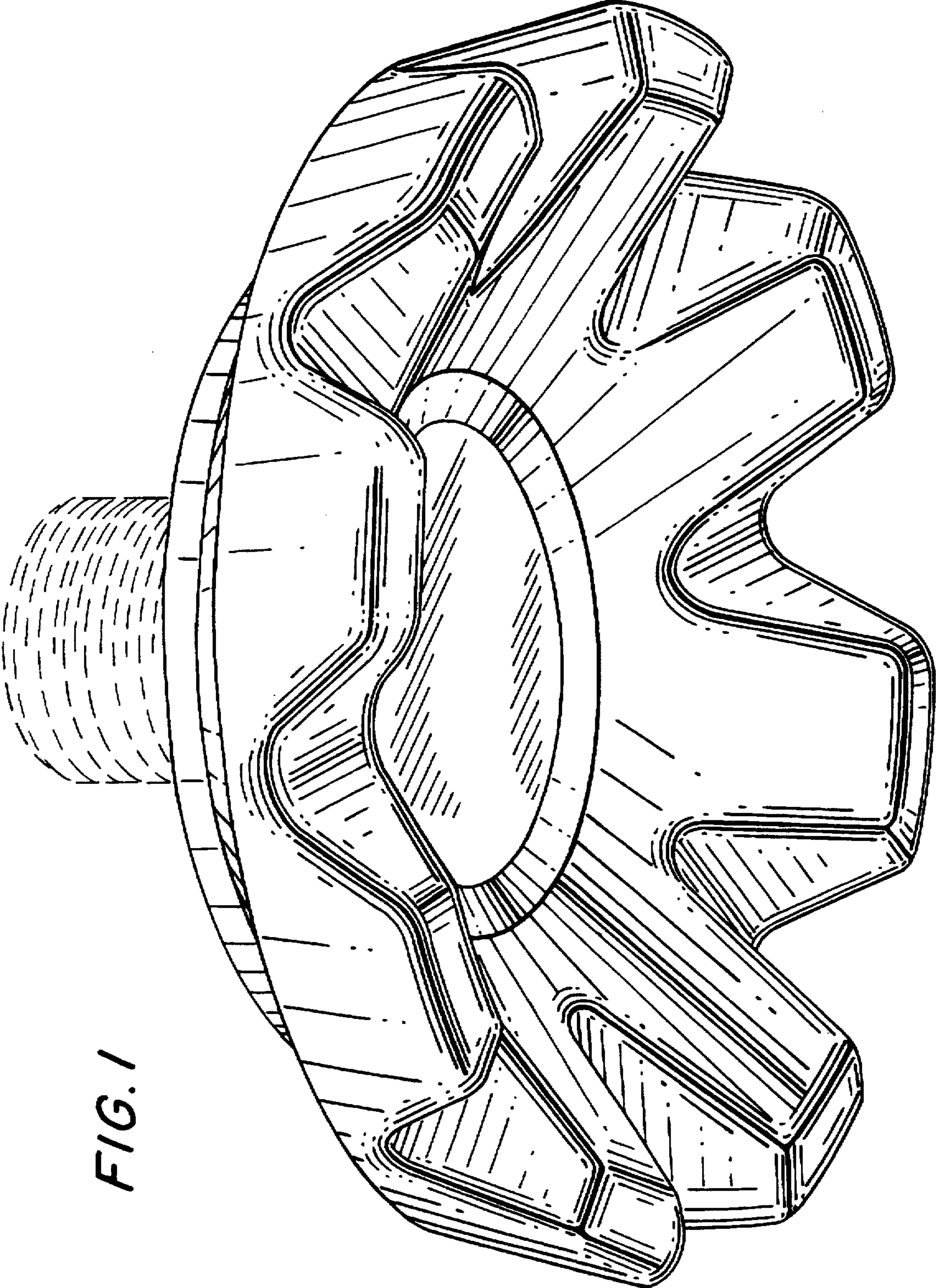


FIG. 1

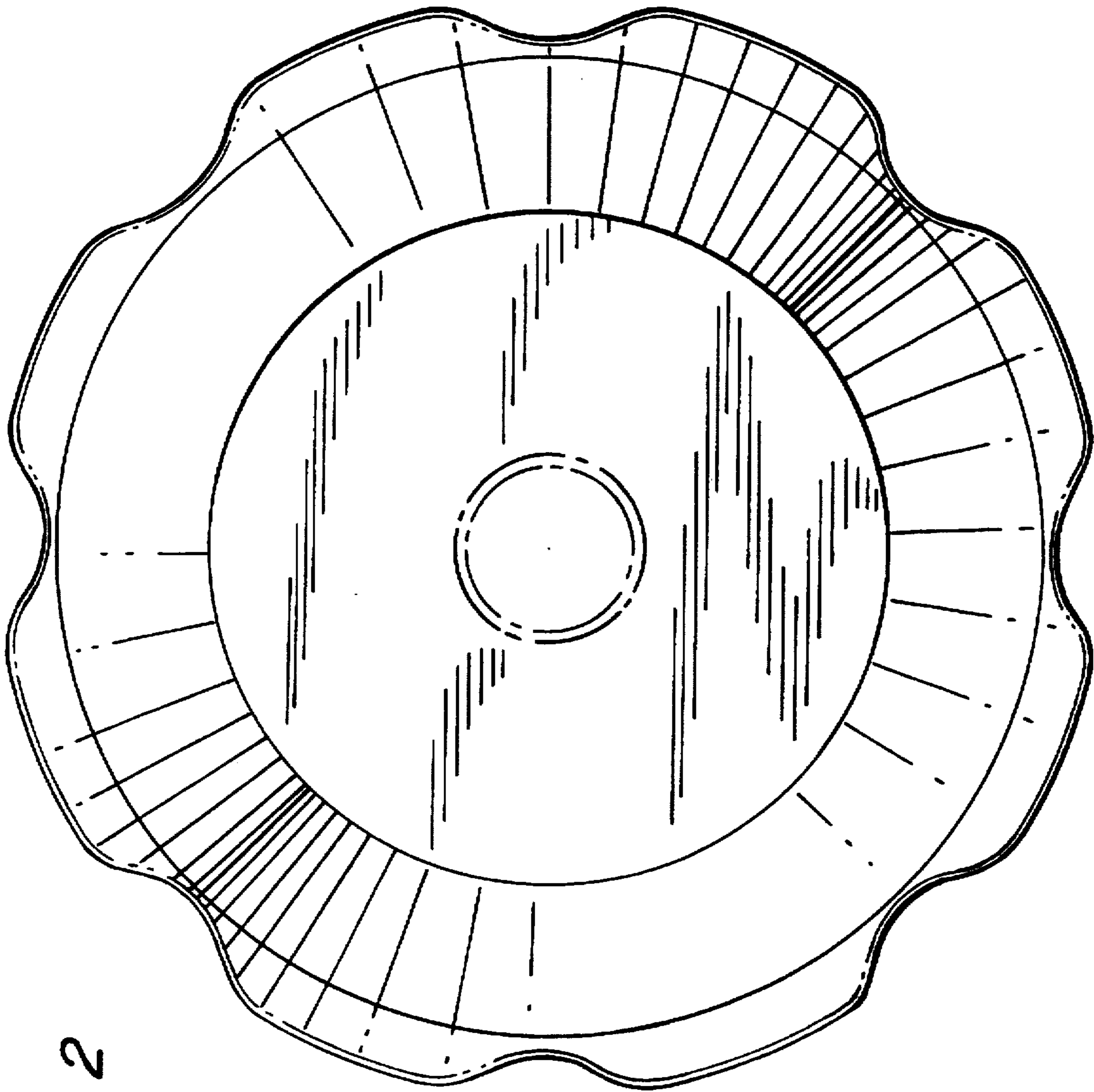
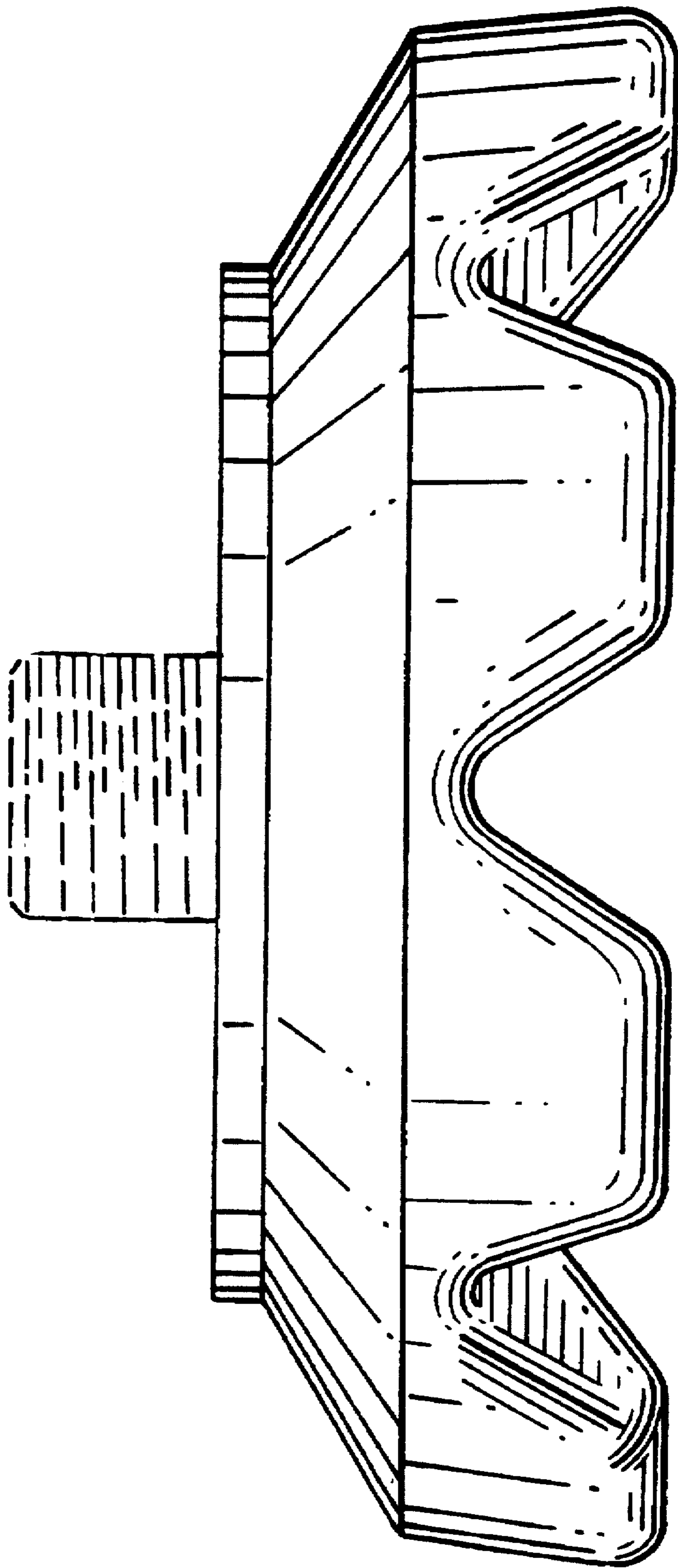


FIG. 2

FIG. 3






FIG. 4