



US00D408120S

United States Patent [19] Fair

[11] Patent Number: **Des. 408,120**
[45] Date of Patent: ****Apr. 20, 1999**

[54] **HEEL CUP**
[75] Inventor: **Jeffrey D. Fair**, Stillwater, Okla.
[73] Assignee: **Cramer Products, Inc.**, Gardner, Kans.
[**] Term: **14 Years**
[21] Appl. No.: **29/066,103**
[22] Filed: **Feb. 6, 1997**

4,821,430 4/1989 Flemming et al. 36/69
4,854,055 8/1989 Sugiyama et al. 36/127
5,068,983 12/1991 Marc 36/44
5,174,052 12/1992 Schoenhaus et al. 36/144
5,185,000 2/1993 Brandt et al. 602/63

FOREIGN PATENT DOCUMENTS

24440/35 9/1935 Australia .
1178805 12/1984 Canada .
345113 4/1960 Switzerland .

OTHER PUBLICATIONS

Shoe Pad for Treatment of Calcaneal Spur; *The Journal of Bone and Joint Surgery*; vol. 39-A No. 1, Jan. 1957; pp. 219 & 220.

Primary Examiner—Louis S. Zarfes
Assistant Examiner—Gregory Andoll
Attorney, Agent, or Firm—Litman, Kraai and Brown, L.L.C.

Related U.S. Application Data

[63] Continuation-in-part of application No. 08/678,125, Jul. 10, 1996, abandoned.
[51] LOC (6) CL. **02-04**
[52] U.S. CL. **D2/961**
[58] Field of Search D2/961; 36/144,
36/176, 174, 69, 68, 71, 142, 143, 43, 44,
173, 153

[57] CLAIM

The ornamental design for a heel cup, as shown and described.

References Cited

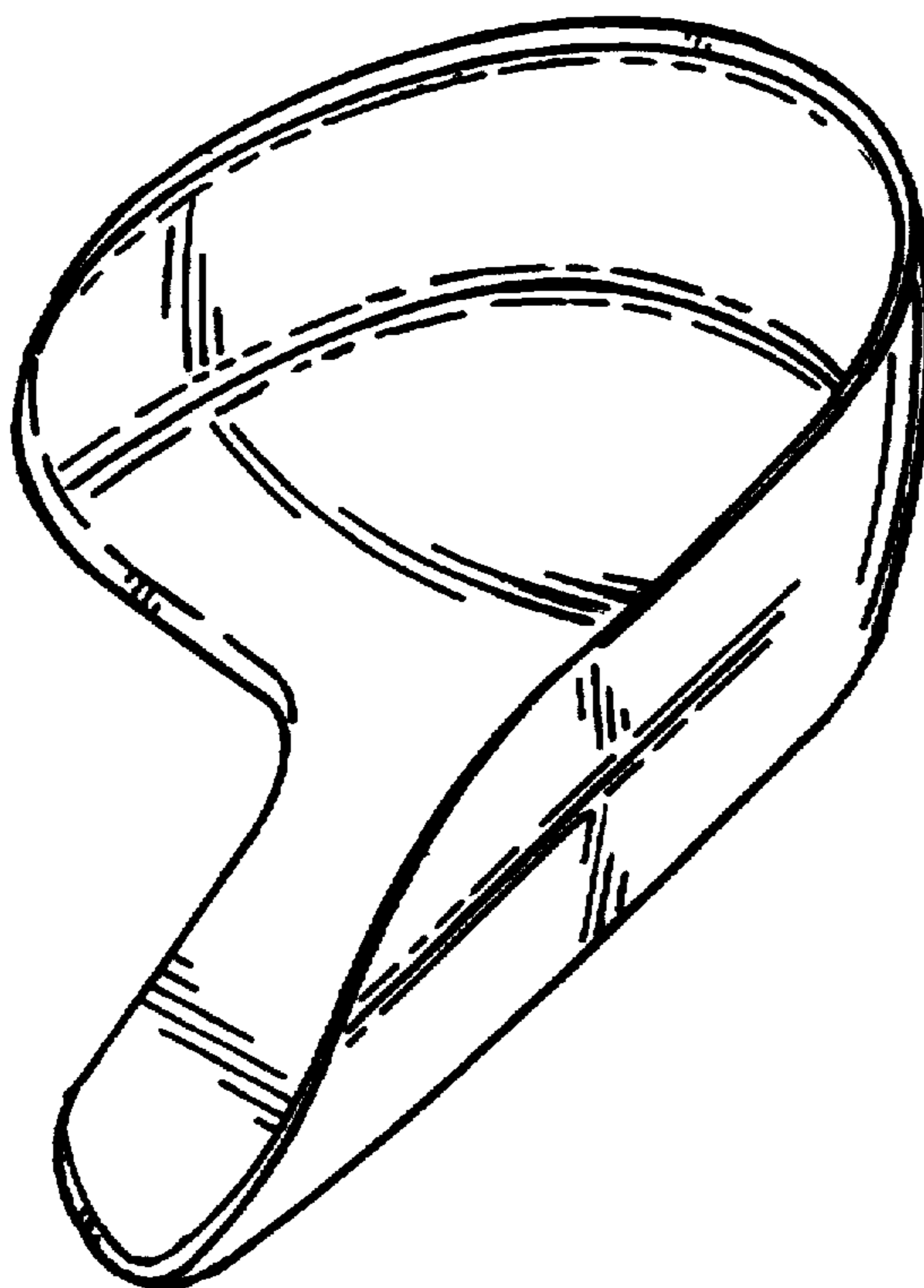
U.S. PATENT DOCUMENTS

D. 316,929 5/1991 Villman D2/961
2,160,238 5/1939 Turner 36/143
2,237,947 4/1941 Minor 36/143
2,255,100 9/1941 Brady .
2,501,508 3/1950 Graves .
2,616,190 11/1952 Darby 36/144
2,936,536 5/1960 Blustein 36/143
2,943,405 7/1960 Olson et al. .
3,545,447 12/1970 Silverman 36/142
4,137,654 2/1979 Hiavac 36/119
4,288,929 9/1981 Norton et al. 36/69
4,685,225 8/1987 Simmons 36/127

DESCRIPTION

FIG. 1 is a perspective view of a heel cup in accordance with the present invention;
FIG. 2 is a front elevational view thereof;
FIG. 3 is a rear elevational view thereof;
FIG. 4 is a first side elevational view thereof;
FIG. 5 is a second side elevational view thereof;
FIG. 6 is a bottom plan view thereof; and,
FIG. 7 is a top plan view thereof.

1 Claim, 2 Drawing Sheets






Fig. 1.

Fig. 2.




Fig. 3.

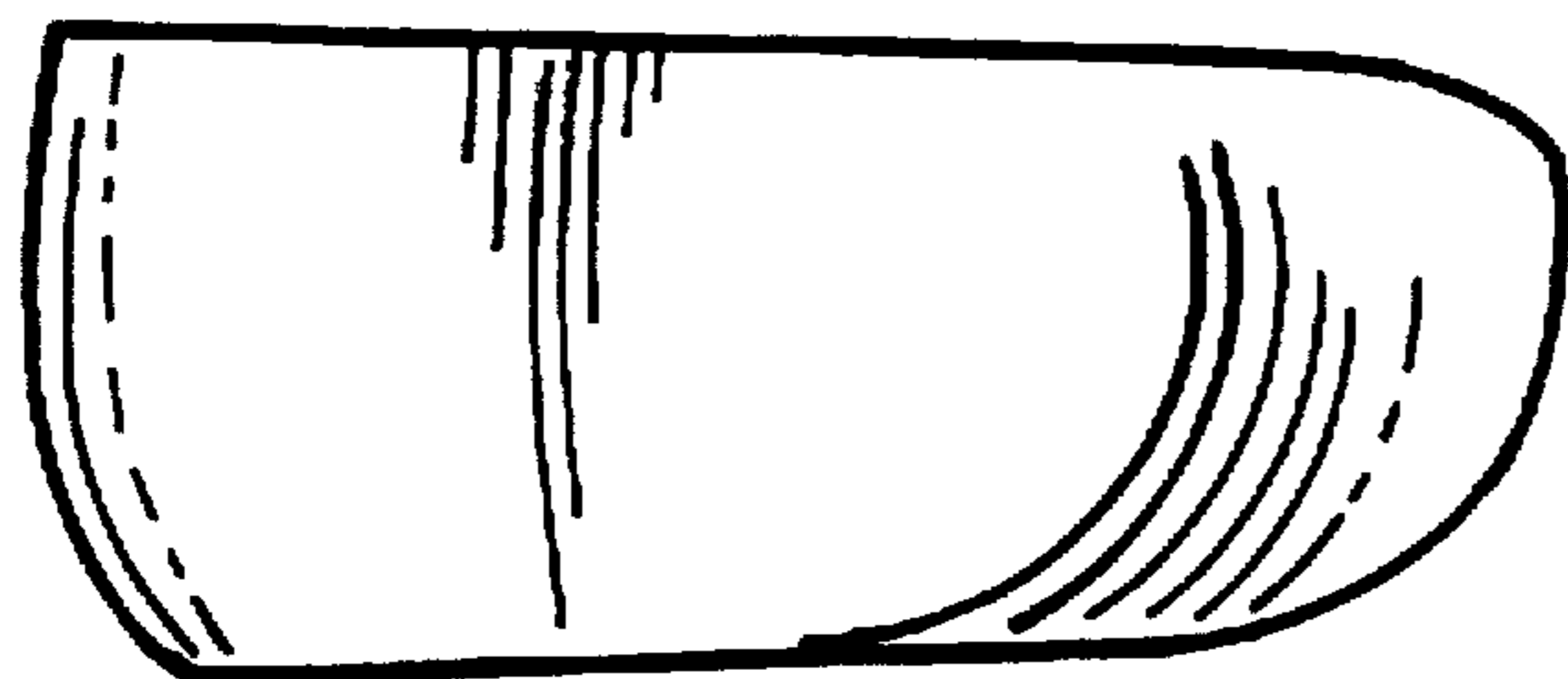


Fig. 4.



Fig. 5.

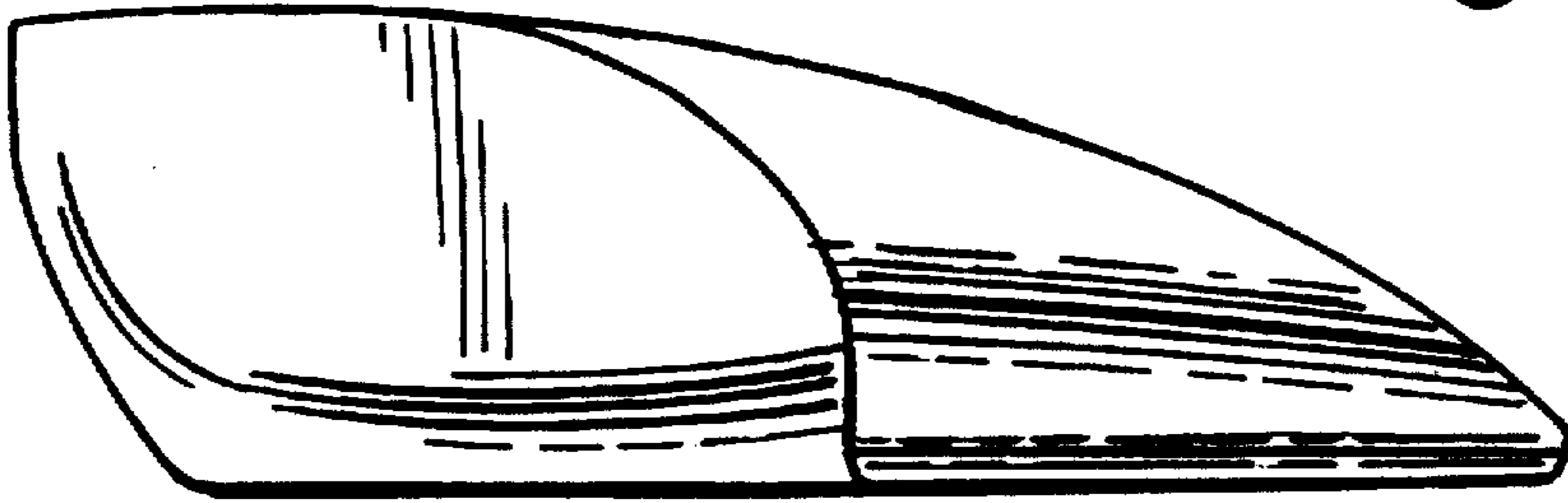


Fig. 6.

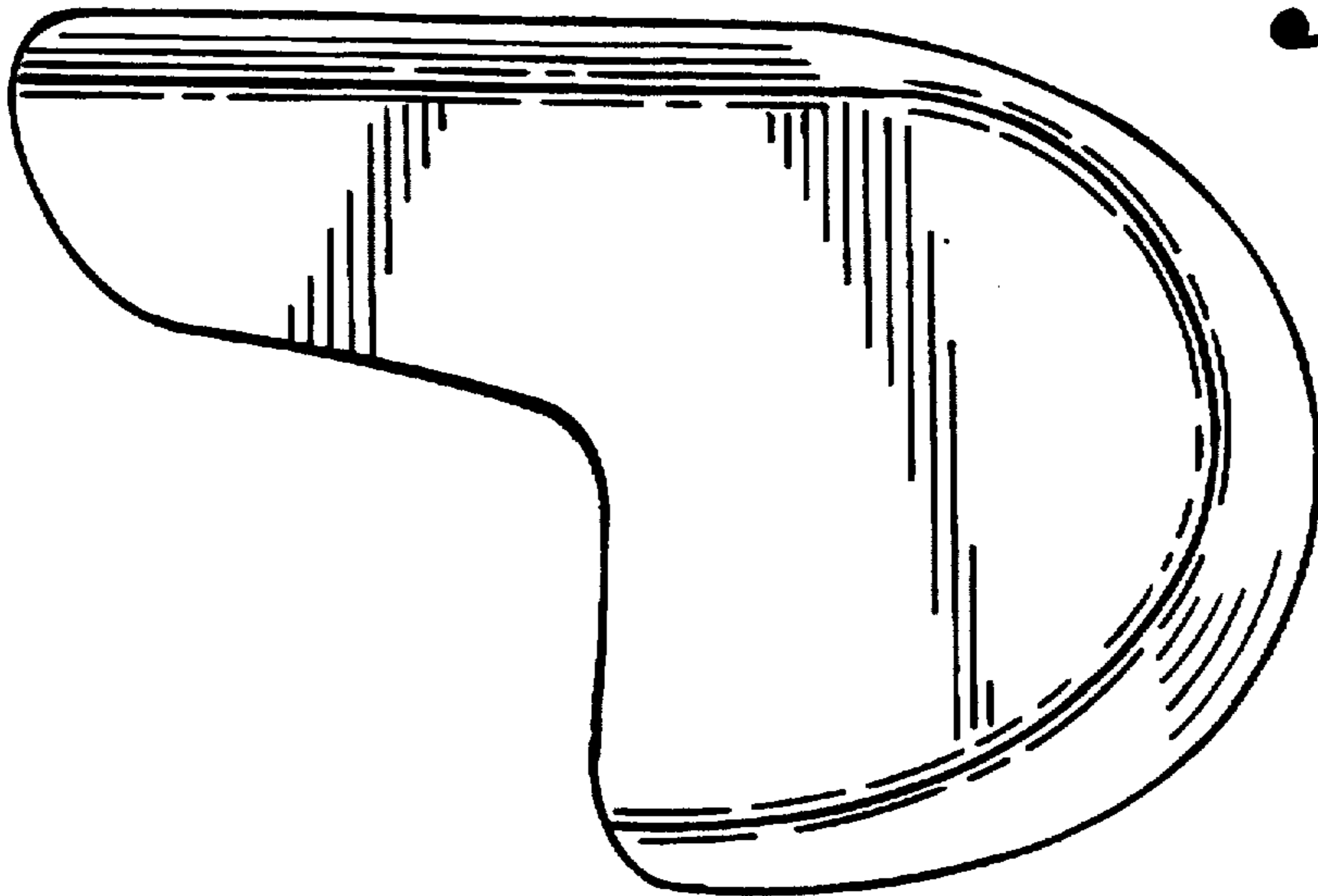


Fig. 7.

