



US00D408112S

United States Patent [19]

[11] Patent Number: **Des. 408,112**

Marcel

[45] Date of Patent: ****Apr. 13, 1999**

[54] **UPPER PART OF TRACK TONGUE FOR A HANDPOWERED PALETT TRUCK**

D. 247,951	5/1978	Anthony	D8/367 X
D. 302,896	8/1989	Kawana	D34/28 X
D. 325,802	4/1992	Peterson	D34/35
D. 370,761	6/1996	Stark	D34/28 X
2,946,619	7/1960	Wahl	D34/35 X
3,797,863	3/1974	Cunha	D34/28 X

[75] Inventor: **Luthy André Marcel**, Lofflerstrasse, Germany

[73] Assignee: **Mecanique Industrie Chimie-Mic**, Rungis, France

[**] Term: **14 Years**

Primary Examiner—M. N. Pandozzi
Attorney, Agent, or Firm—Amster, Rothstein & Ebenstein

[21] Appl. No.: **29/063,987**

[22] Filed: **Dec. 20, 1996**

[57] CLAIM

The ornamental design for an upper part of track tongue for a handpowered palett truck, as shown and described.

[30] Foreign Application Priority Data

DESCRIPTION

Jun. 21, 1996 [FR] France 963673

FIG. 1 is a front perspective view of an upper part of a track tongue for a handpowered palett truck showing my new design;

[51] LOC (6) Cl. 12-05

[52] U.S. Cl. D34/35

FIG. 2 is a front elevational view thereof;

[58] Field of Search D34/35, 28, 34;

FIG. 3 is a top plan view thereof;

D8/367, 14; 280/43.12

FIG. 4 is a side elevational view thereof; and,

FIG. 5 is a bottom plan view thereof.

All views are shown broken away for ease of illustration.

[56] References Cited

U.S. PATENT DOCUMENTS

D. 246,500 11/1977 Poulsen et al. D34/28

1 Claim, 3 Drawing Sheets

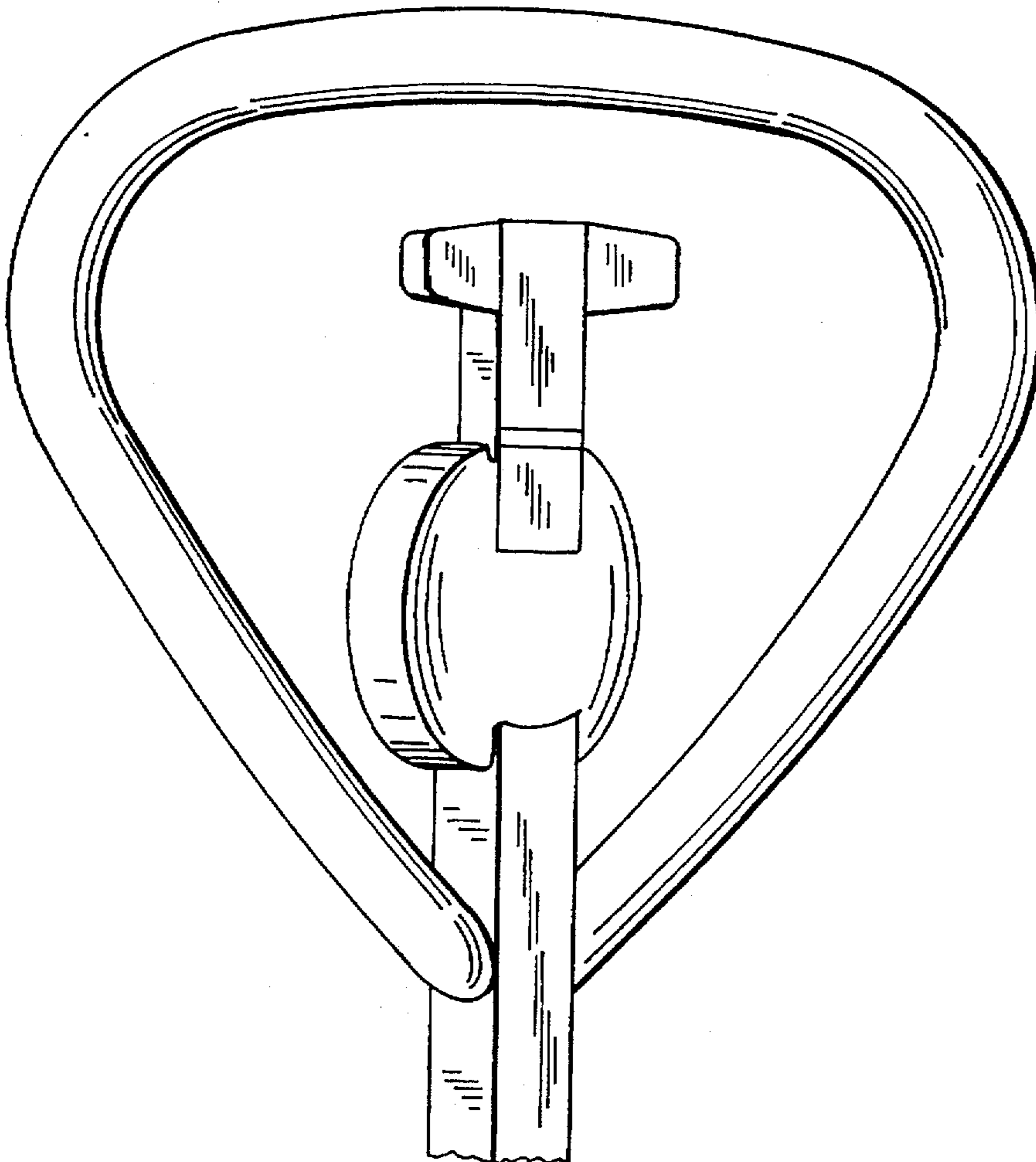


FIG. 1

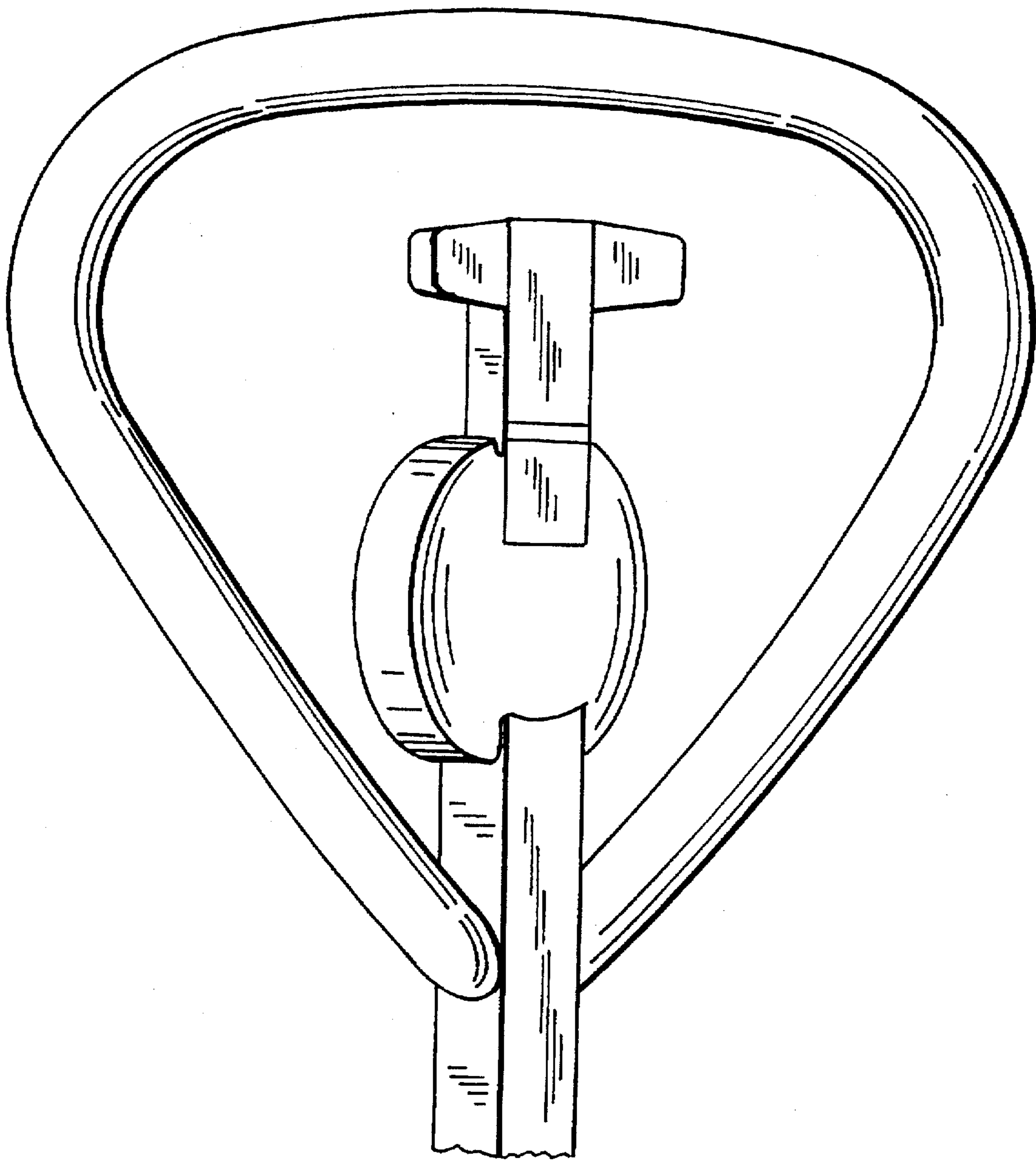


FIG. 2

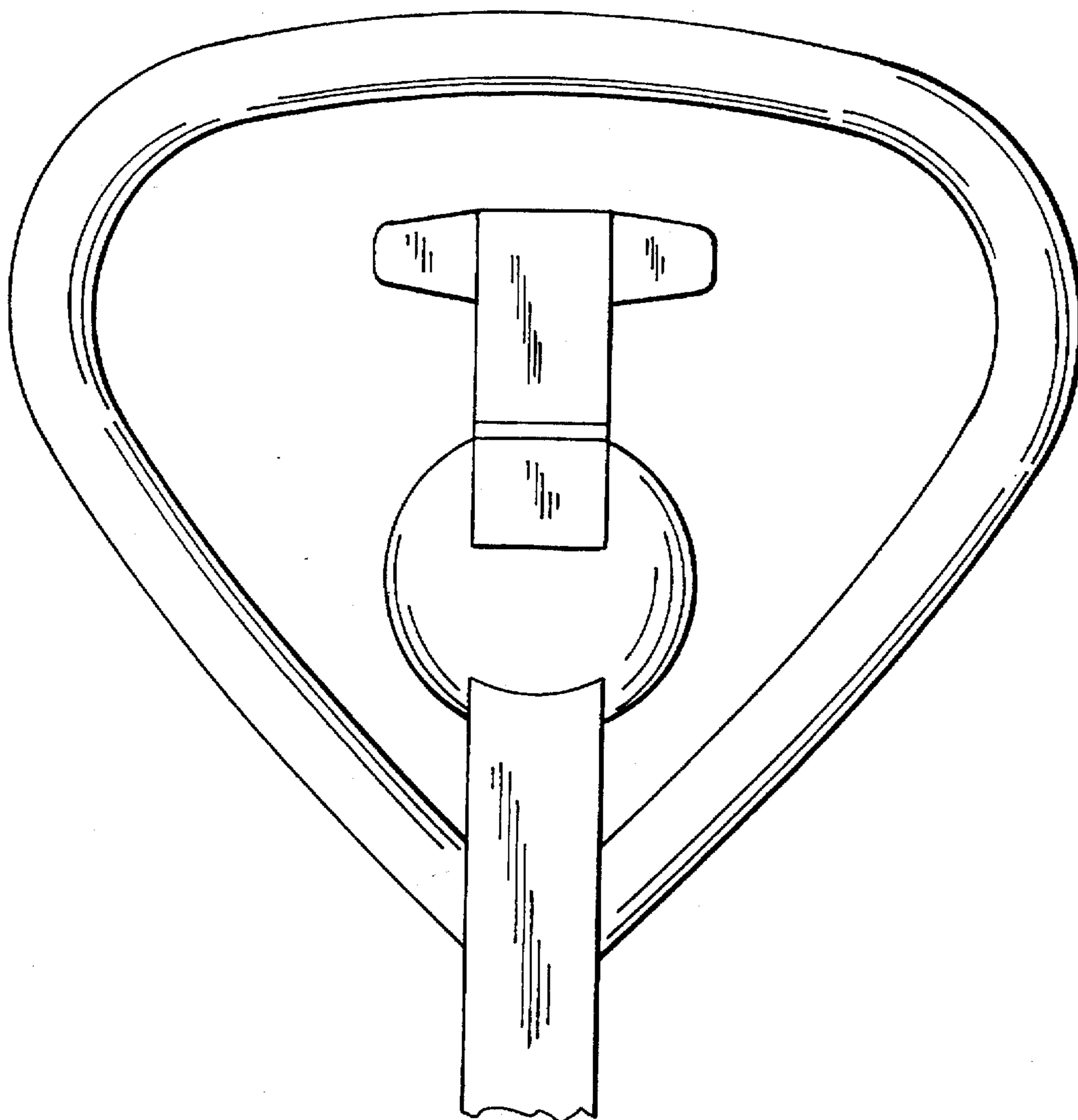


FIG. 3

FIG. 4

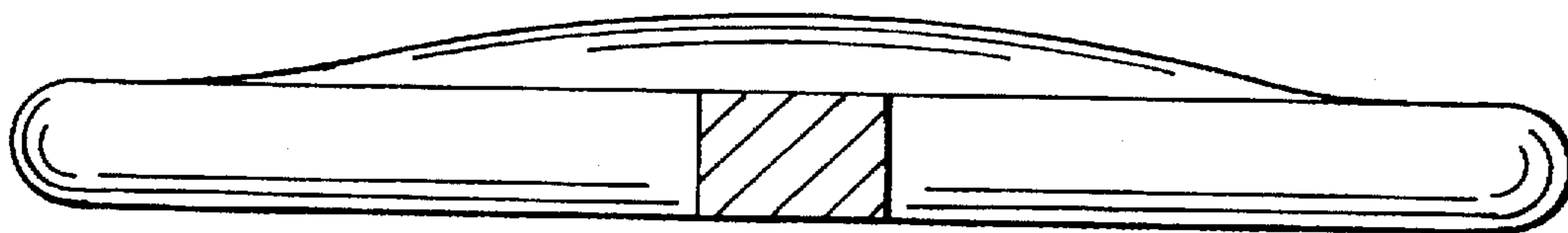



FIG. 5