



US00D408105S

United States Patent [19]

[11] Patent Number: **Des. 408,105**

Chreene

[45] Date of Patent: ****Apr. 13, 1999**

[54] SQUEEGEE

5,343,586 9/1994 Vosbikian 15/121
5,371,914 12/1994 Mallory et al. 15/121

[76] Inventor: **Dwayne P Chreene**, 224 Alleman Ave.,
Abbeville, La. 70510

Primary Examiner—Susan J. Lucas
Assistant Examiner—Cynthia E. Ramirez

[**] Term: **14 Years**

[57] **CLAIM**

[21] Appl. No.: **29/092,830**

The ornamental design for a squeegee, as shown.

[22] Filed: **Aug. 27, 1998**

DESCRIPTION

[51] LOC (6) Cl. **08-05**

FIG. 1 is a front elevational view of the squeegee of the present invention;

[52] U.S. Cl. **D32/41**

FIG. 2 is a back elevational view of the squeegee of FIG. 1; FIG. 3 is a left side elevational view of the squeegee of FIG. 1;

[58] Field of Search D32/40, 41, 45,
D32/51; 15/116.2, 117, 119.2, 121, 244.1,
244.4, 245, 246, 118, 236.02, 111

FIG. 4 is a right side elevational view of the squeegee of FIG. 1;

[56] **References Cited**



FIG. 5 is a top plan view of the squeegee of FIG. 1; and, FIG. 6 is a bottom plan view of the squeegee of FIG. 1.

U.S. PATENT DOCUMENTS

D. 291,378	8/1987	Viner	D32/41
D. 362,094	9/1995	Stephenson	D32/45
2,745,126	5/1956	Mora	15/121
3,014,230	12/1961	Morgan	.	
3,724,017	4/1973	Mallory	15/121
4,137,592	2/1979	Brown, Jr.	15/119.2

The broken line showing of the handle in FIGS. 3 and 4 is for illustrative purposes only and forms no part of the claimed design.

1 Claim, 3 Drawing Sheets



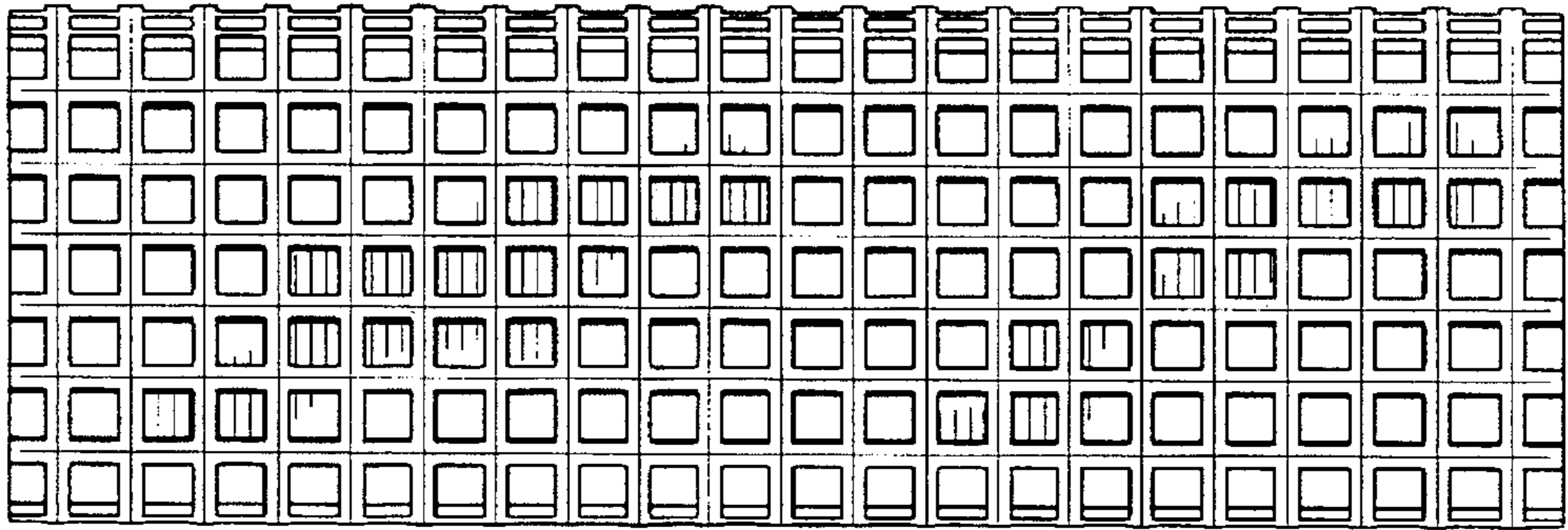


Fig. 1

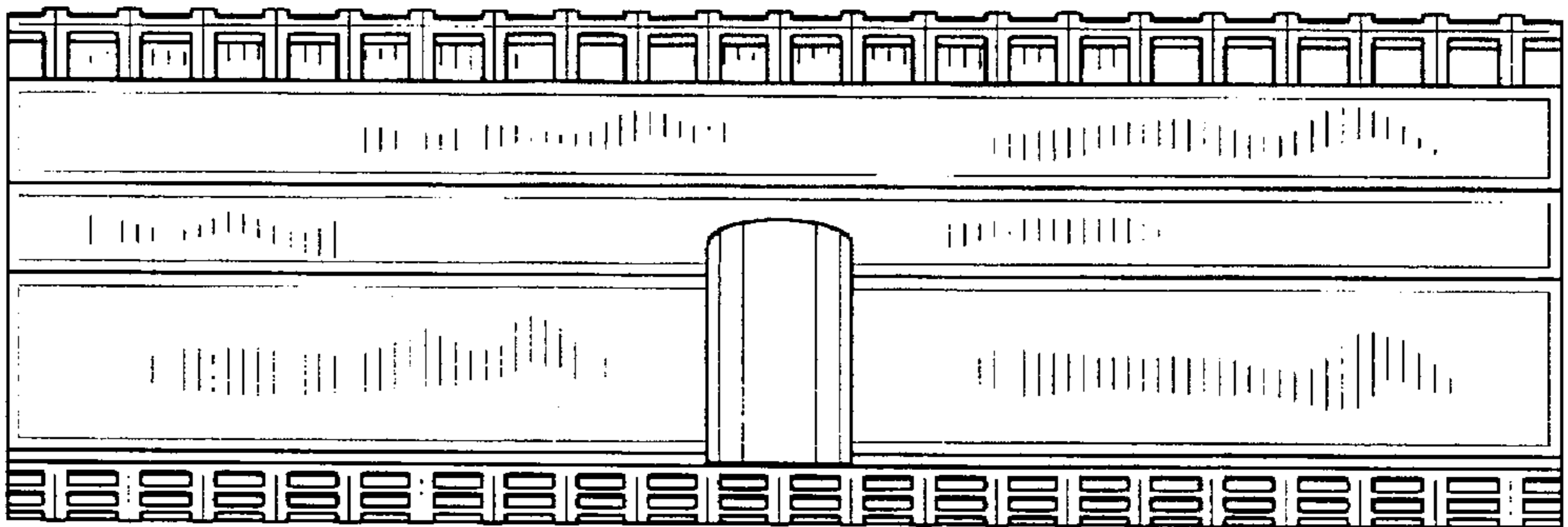


Fig. 2

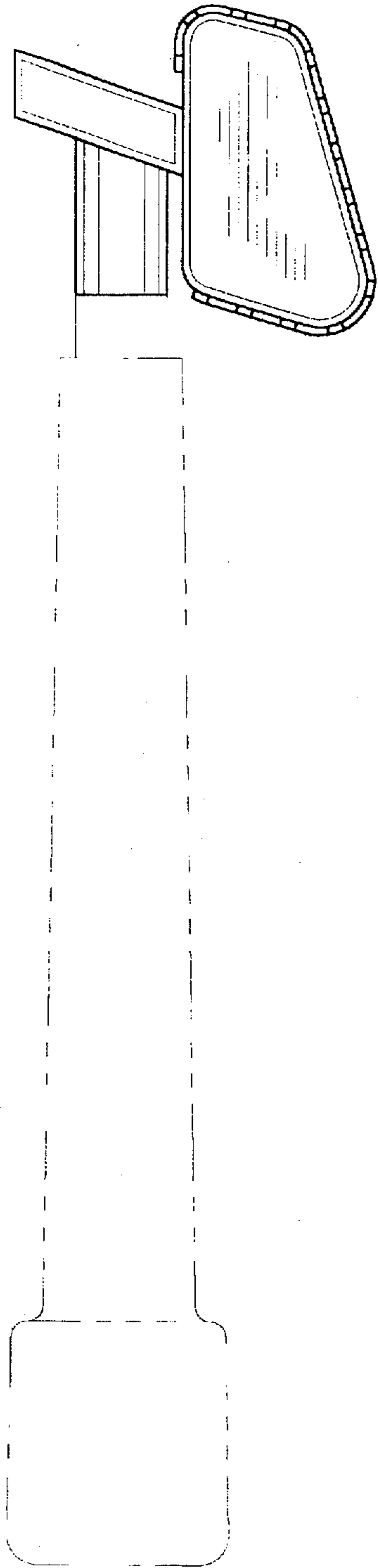


Fig. 3




Fig. 4

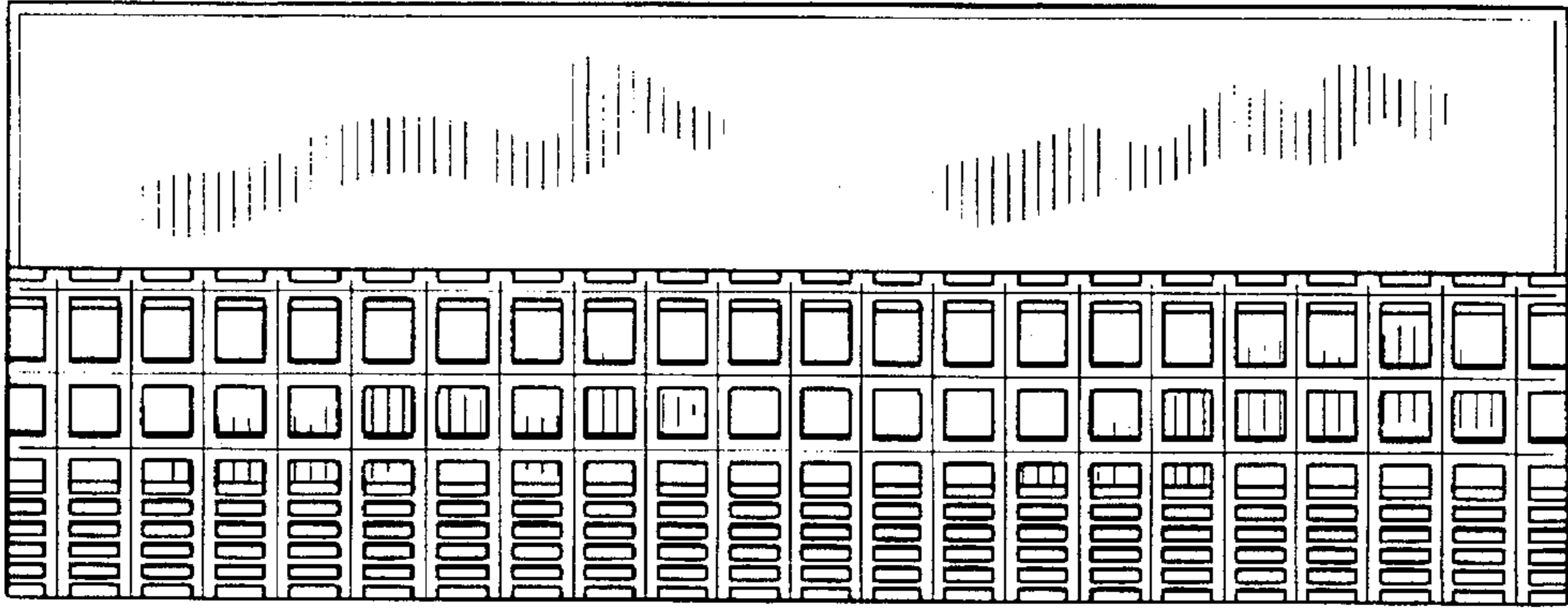


Fig. 5

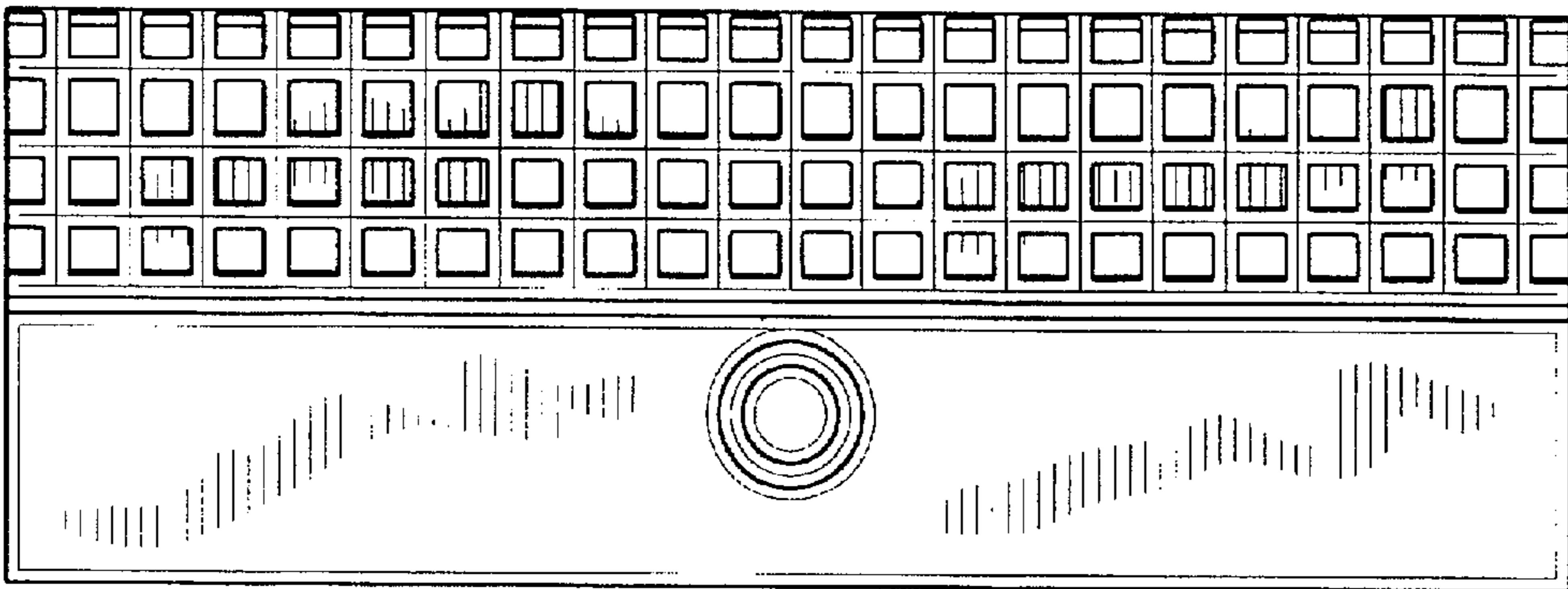


Fig. 6