



US00D408063S

# United States Patent [19]

[11] Patent Number: **Des. 408,063**

Van Der Hoeven et al.

[45] Date of Patent: **\*\*Apr. 13, 1999**

[54] **EXERCISE APPARATUS**

[76] Inventors: **Martin A. Van Der Hoeven**, 3636 Carlsbad Blvd., Carlsbad, Calif. 92008; **Jaeson Cayne**, 2917 Managua Pl., Carlsbad, Calif. 92065; **Thomas J. Ryan**, 13605 Pine Needles Dr., Del Mar, Calif. 92014

D. 387,401	12/1997	Huang	.....	D21/191
4,290,600	9/1981	Kolbel	.....	482/128
4,863,162	9/1989	Neckamm et al.	.....	482/128
5,160,304	11/1992	Van Der Hoeven	.....	482/128
5,637,066	6/1997	Chang	.....	482/128
5,651,755	7/1997	Chen	.....	482/128

*Primary Examiner*—Philip S. Hyder  
*Attorney, Agent, or Firm*—Christie, Parker & Hale, LLP

[\*\*] Term: **14 Years**

[57] **CLAIM**

[21] Appl. No.: **29/060,895**

The ornamental design for an exercise apparatus, as shown and described.

[22] Filed: **Oct. 10, 1996**

**DESCRIPTION**

[51] **LOC (6) Cl.** ..... **21-02**  
[52] **U.S. Cl.** ..... **D21/692**  
[58] **Field of Search** ..... D21/191, 195,  
D21/198; 482/140, 121, 122, 123, 124,  
126, 128, 131

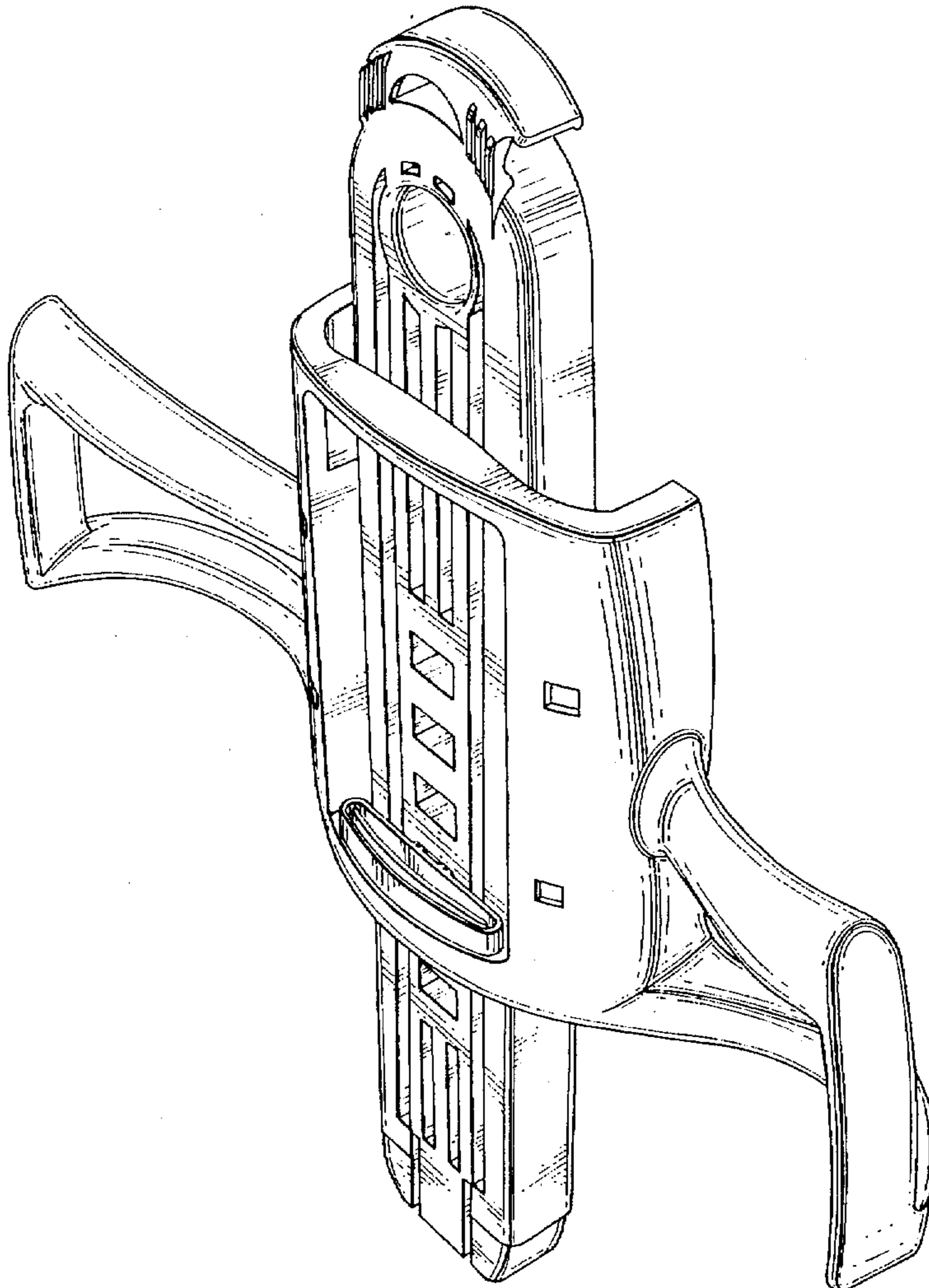
FIG. 1 is a perspective view of the exercise apparatus showing the new design;  
FIG. 2 is a bottom plan view thereof;  
FIG. 3 is a top plan view thereof;  
FIG. 4 is a right side elevational view of FIG. 3, wherein the left side view is a mirror image thereof;  
FIG. 5 is a front elevational view thereof; and,  
FIG. 6 is a rear elevational view thereof.

[56] **References Cited**

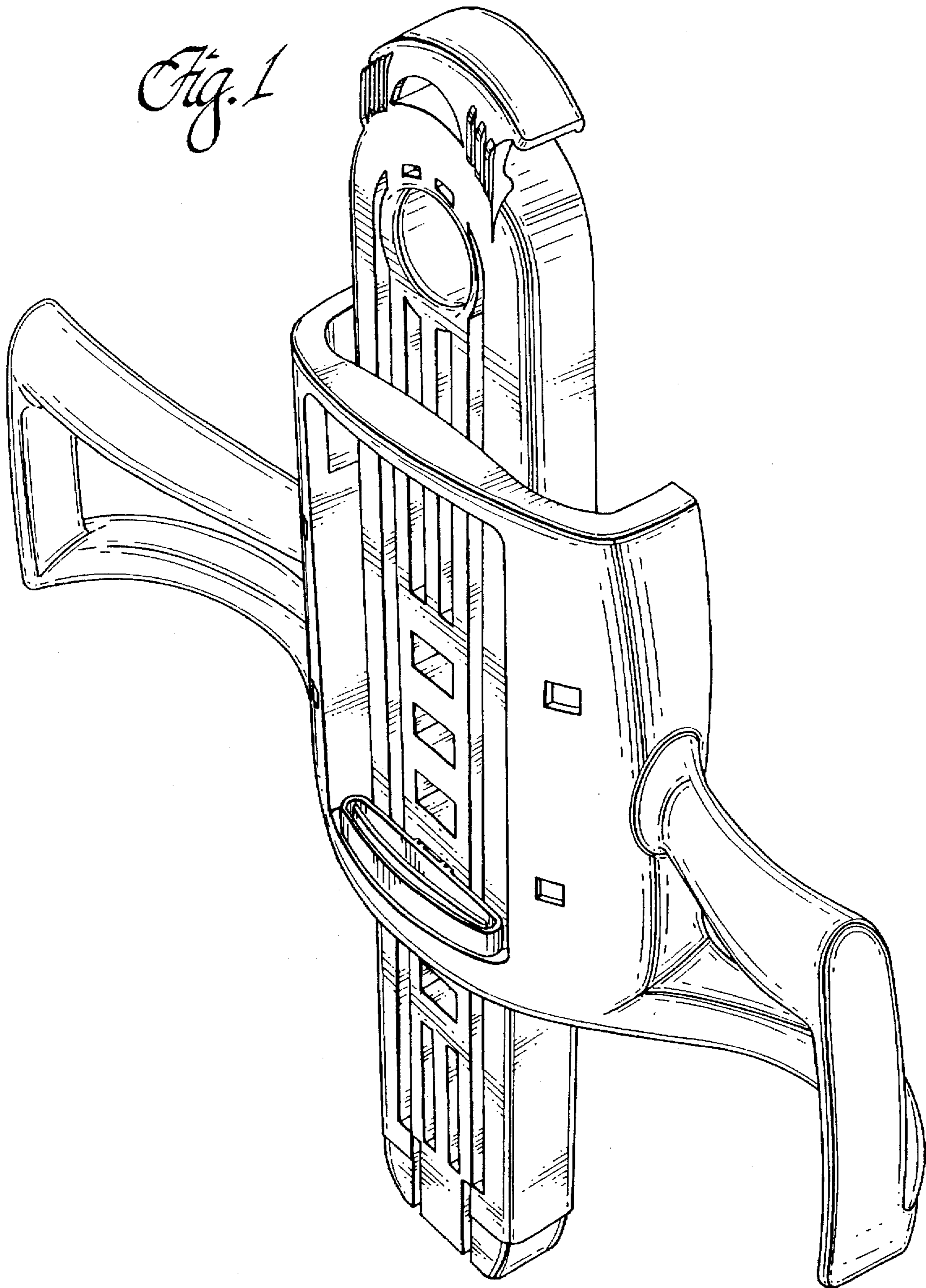
**U.S. PATENT DOCUMENTS**

D. 382,318	8/1997	Hollinger	.....	D21/191
D. 386,225	11/1997	Chen	.....	D21/191

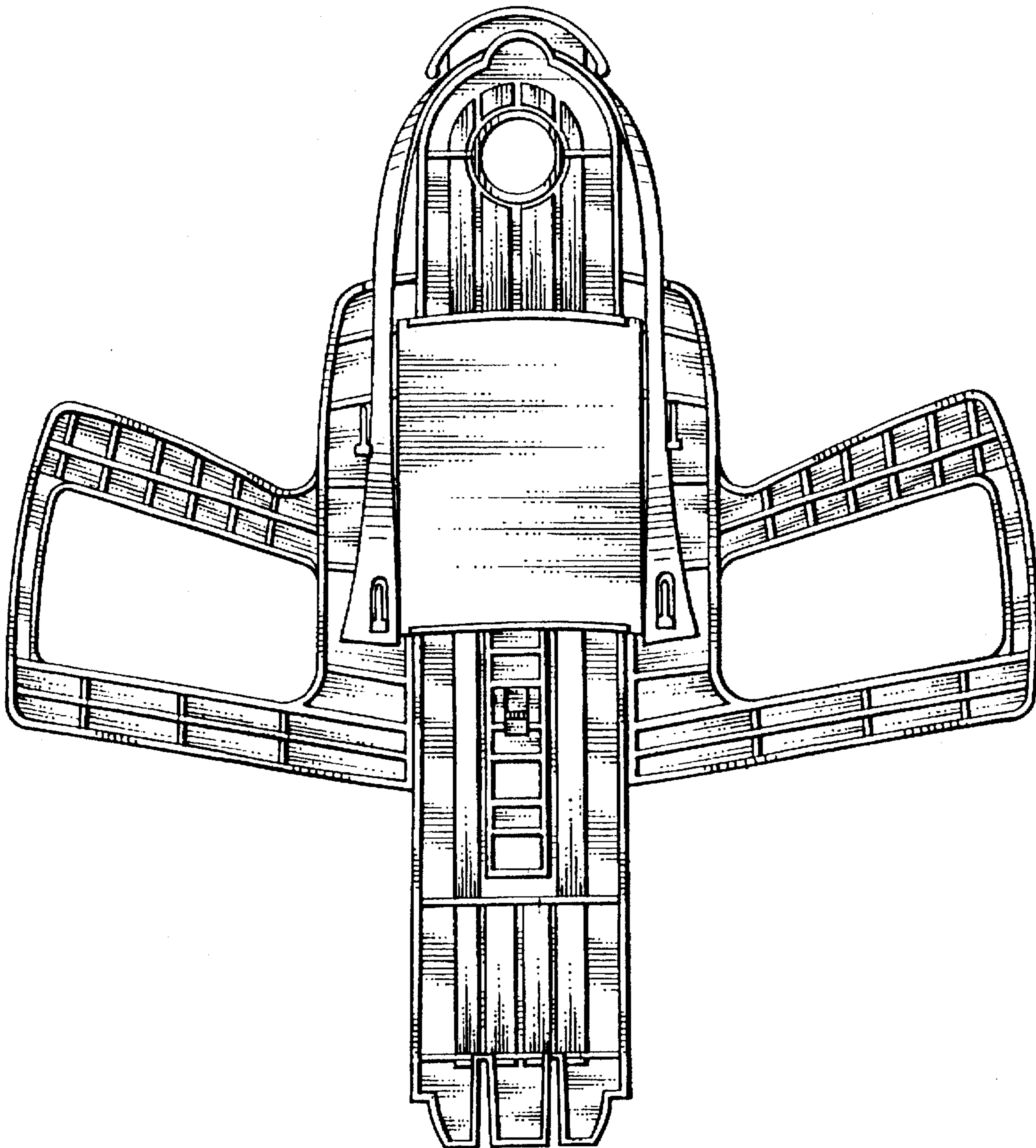
**1 Claim, 5 Drawing Sheets**



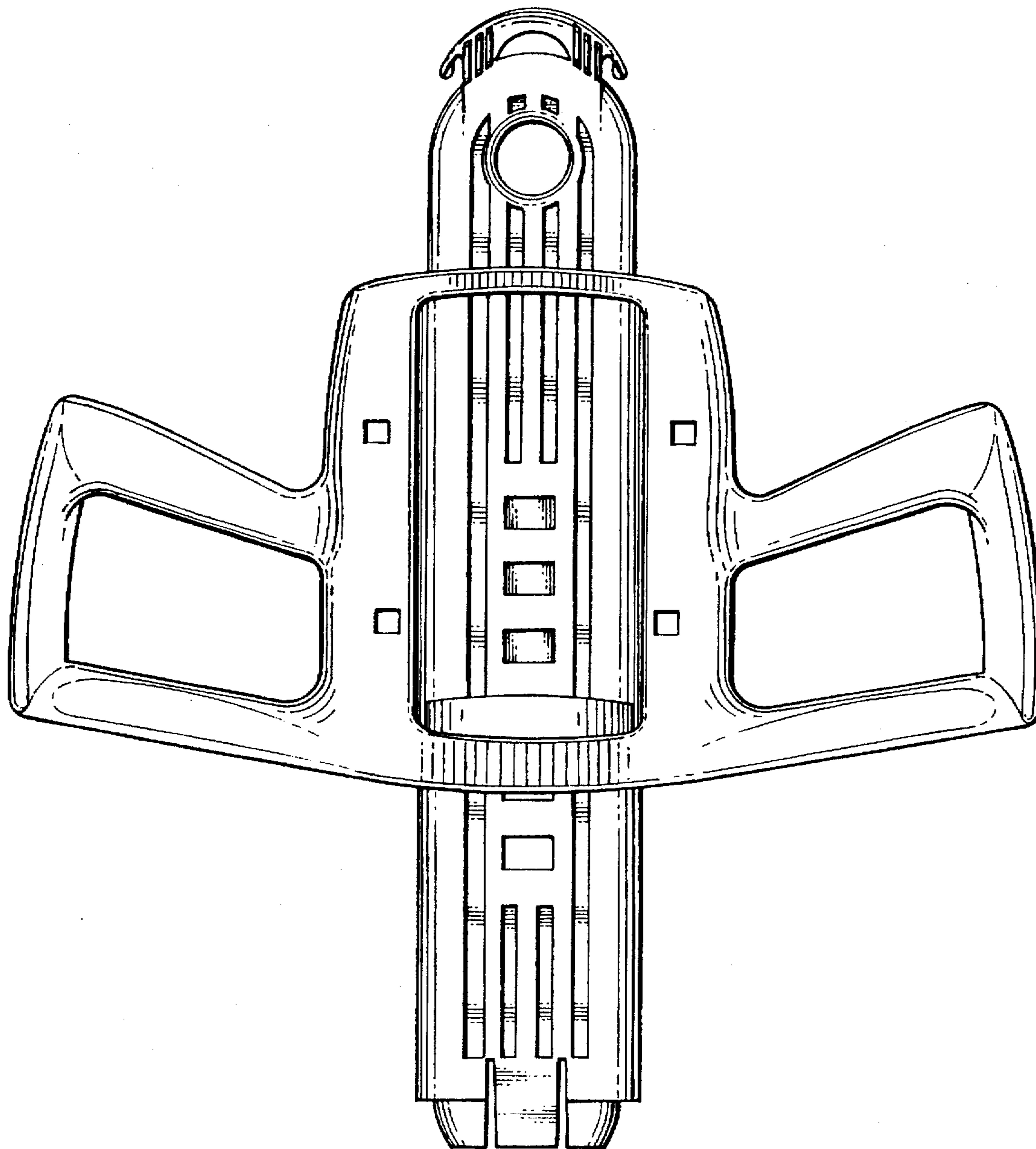
*Fig. 1*



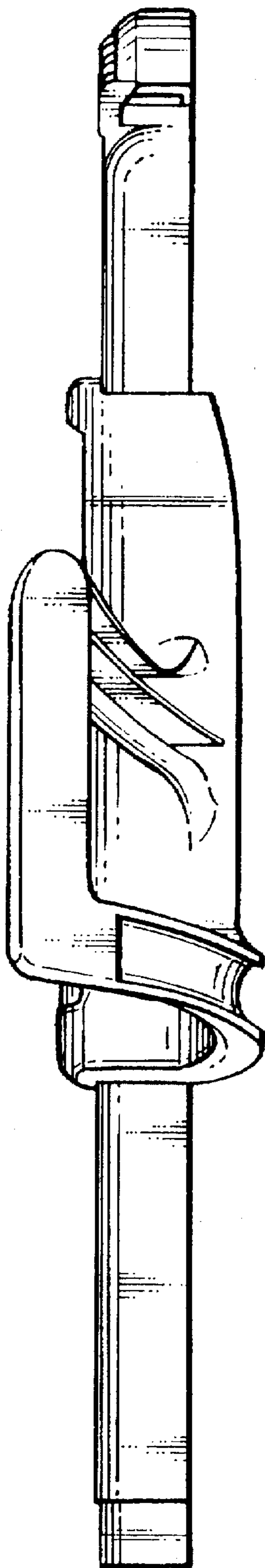
*Fig. 2*



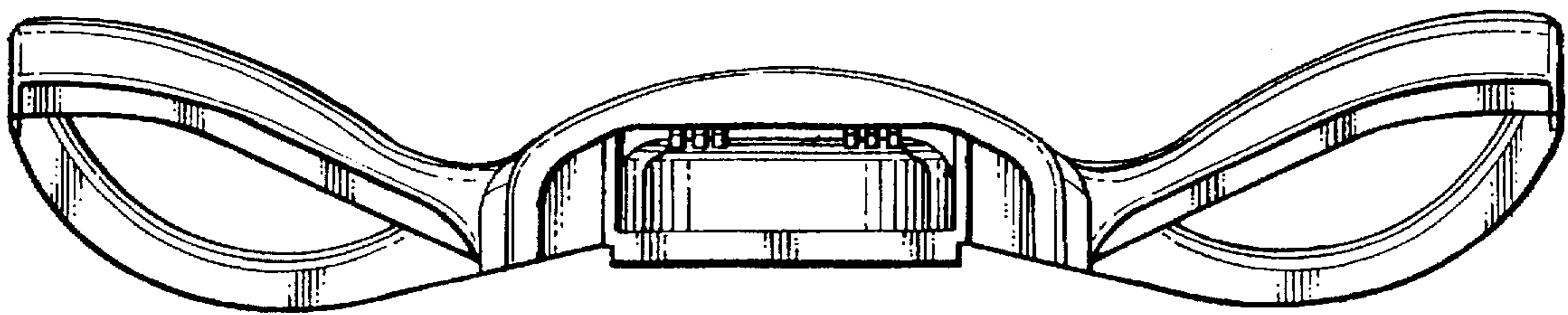
*Fig. 3*



*Fig. 4*



*Fig. 5*



*Fig. 6*

