



US00D408054S

# United States Patent [19]

[11] Patent Number: **Des. 408,054**

**Leedy, Jr.**

[45] Date of Patent: **\*\*Apr. 13, 1999**

[54] **PARTIALLY TRANSPARENT CARD WITH OPAQUE MACHINE-READABLE AND SIGNATURE-RECEIVING STRIPES**

3,902,262	9/1975	Colegrove et al.	283/82
4,707,593	11/1987	Murata et al.	235/487
4,711,690	12/1987	Haghiri-Tehrani	156/309.6
4,856,857	8/1989	Takeuchi et al.	350/3.6
5,090,736	2/1992	Minkus	283/77
5,601,931	2/1997	Hoshino et al.	283/82 X
5,700,037	12/1997	Keller	283/109 X

[75] Inventor: **Michael James Leedy, Jr.**, Pittsburgh, Pa.

[73] Assignee: **Retail Royalty Company**, Las Vegas, Nev.

*Primary Examiner*—Martie K. Holtje  
*Attorney, Agent, or Firm*—Wood, Herron & Evans, L.L.P.

[\*\*] Term: **14 Years**

### [57] CLAIM

[21] Appl. No.: **29/073,080**

The ornamental design for a partially transparent card with opaque machine-readable and signature-receiving stripes, as shown and described.

[22] Filed: **Jul. 2, 1997**

[51] LOC (6) Cl. .... **19-08**

### DESCRIPTION

[52] U.S. Cl. .... **D19/9; D19/9**

FIG. 1 is a top plan view of a partially transparent card with opaque machine-readable and signature-receiving stripes showing my new design;

[58] Field of Search ..... D20/10, 22, 27, D20/40, 42; D19/9, 10, 65, 99, 100; 283/76, 82, 83, 109, 904; 235/487, 488, 449, 493; 40/365, 625

FIG. 2 is a bottom plan view thereof;

FIG. 3 is a front elevational view thereof, the rear view being identical thereto; and,

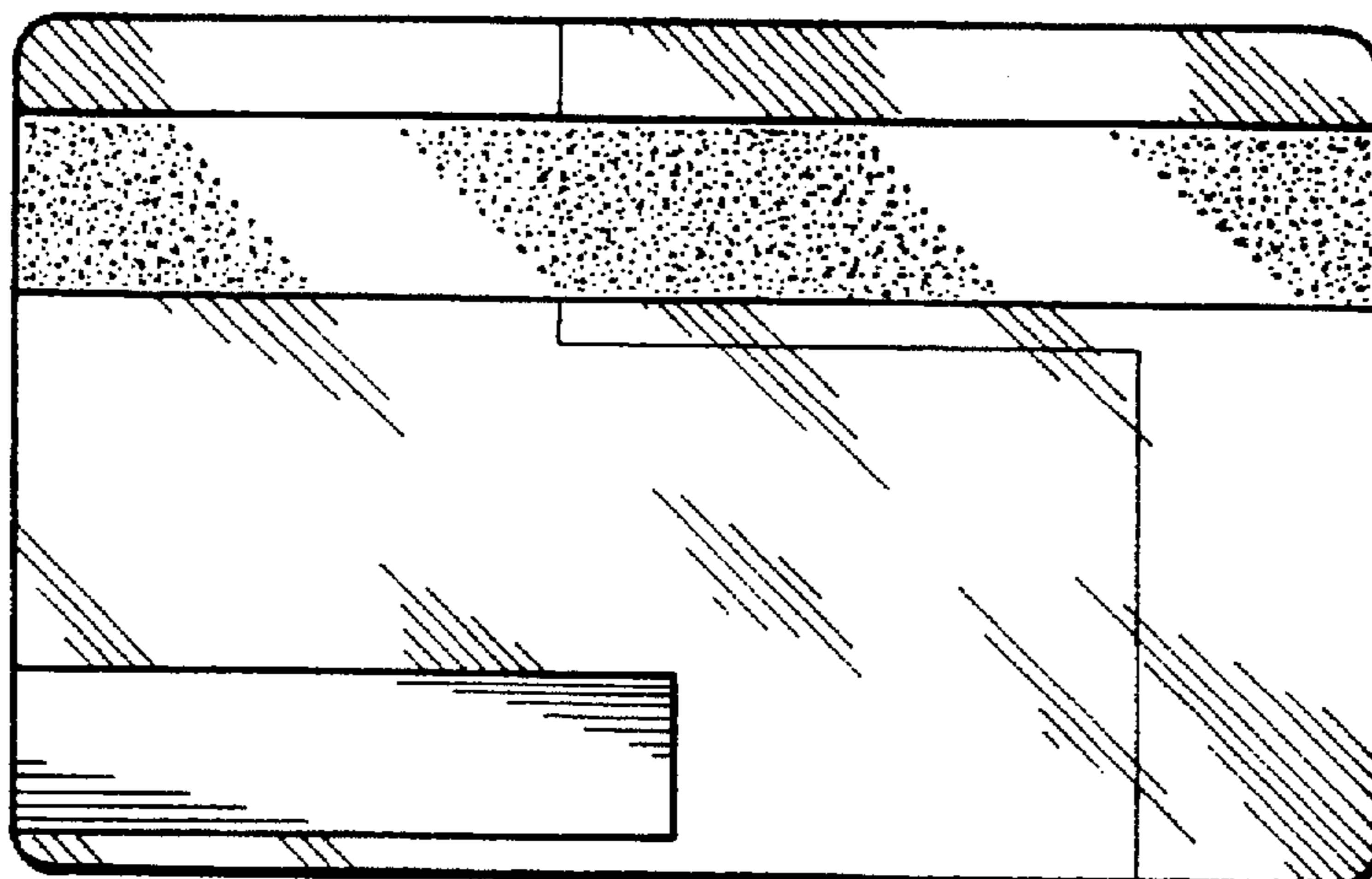
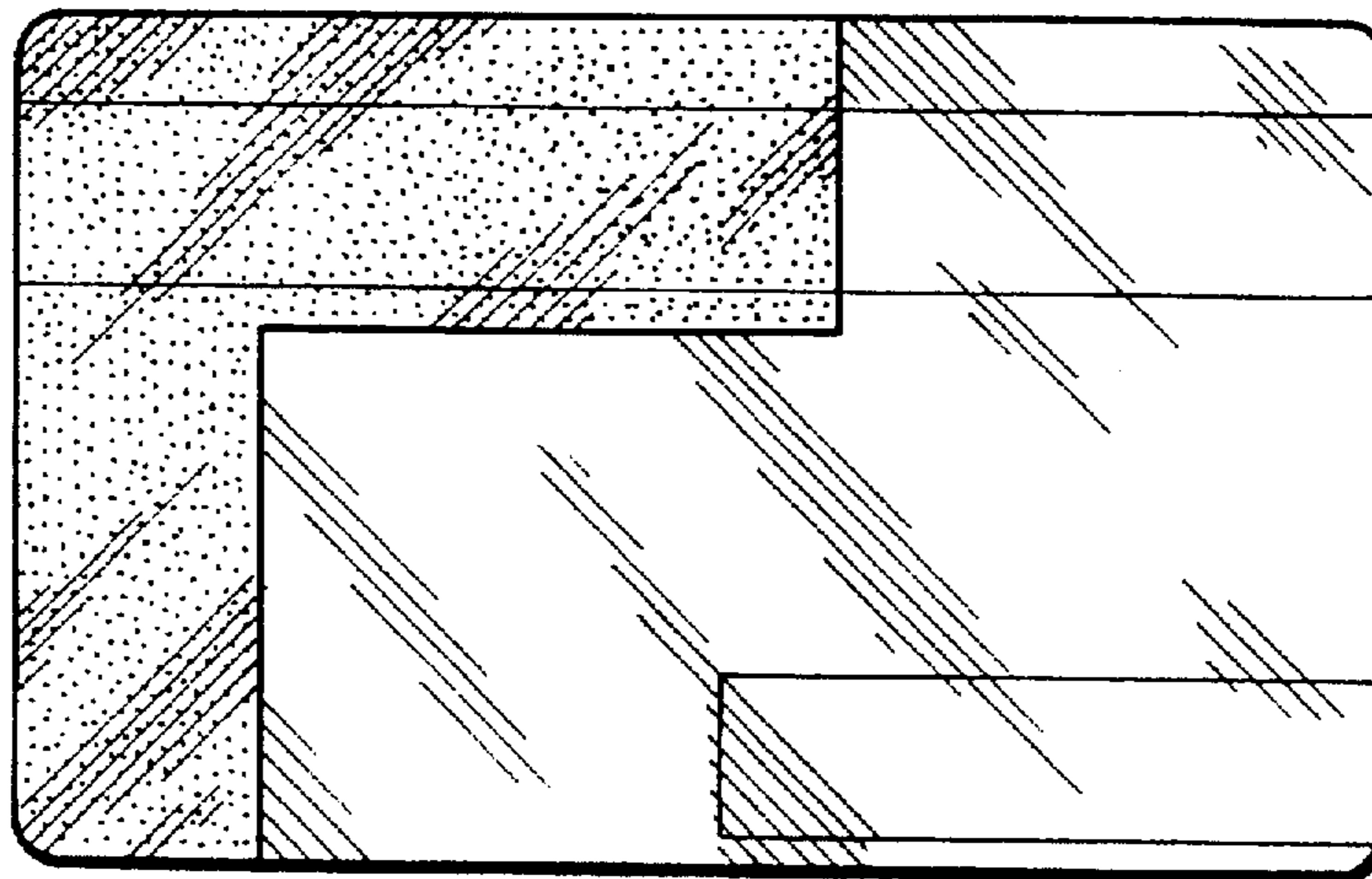
FIG. 4 is a right side elevational view thereof, the left side being identical thereto.

### [56] References Cited

#### U.S. PATENT DOCUMENTS

D. 290,136 6/1987 Ball et al. .... D19/9

**1 Claim, 1 Drawing Sheet**



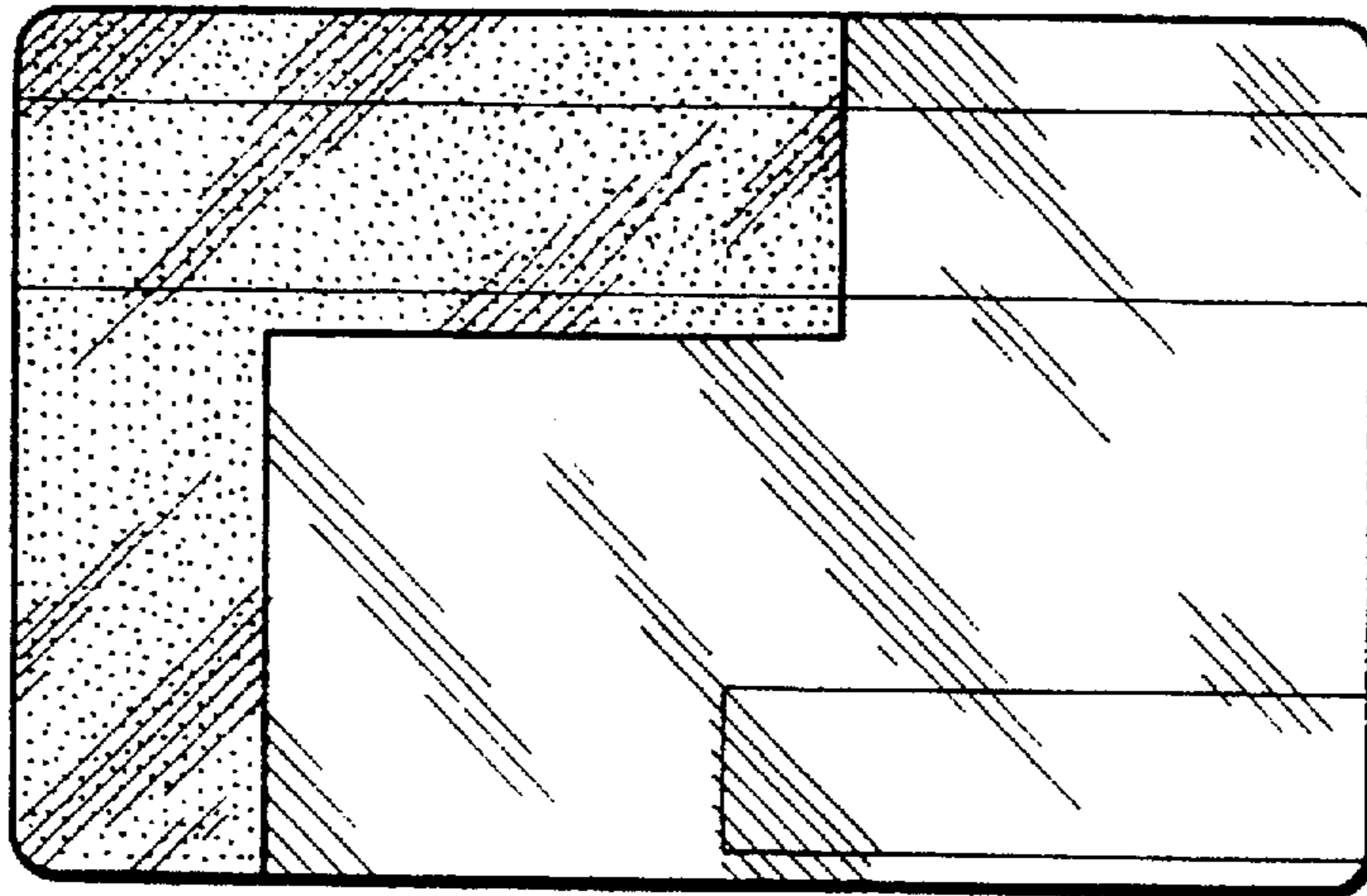


FIG. 1

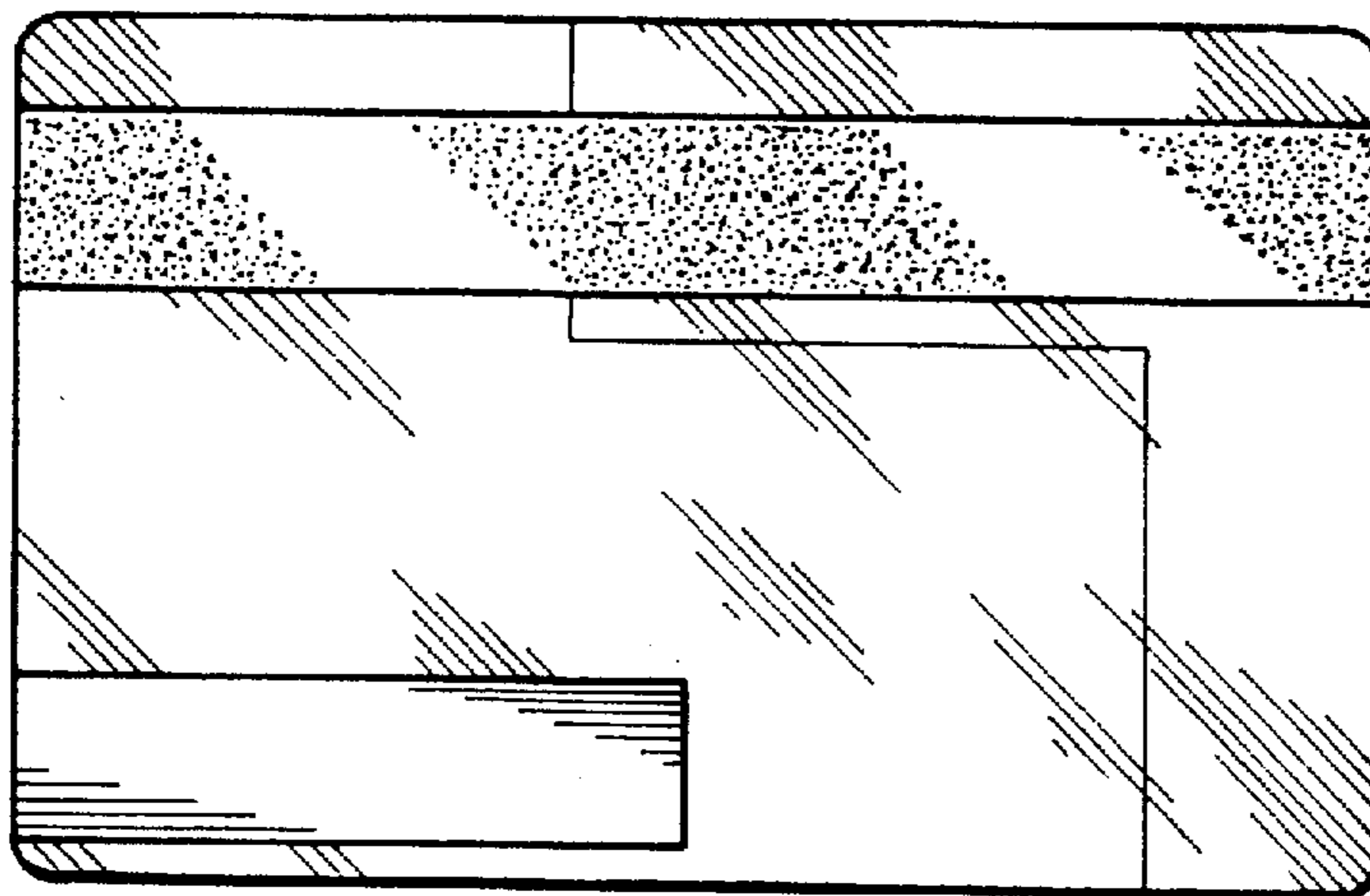


FIG. 2

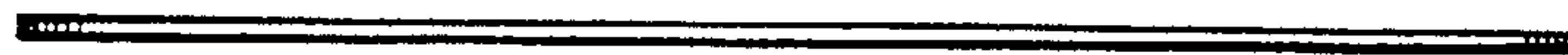


FIG. 3




FIG. 4